



US00D700598S

(12) **United States Design Patent**
Kim

(10) **Patent No.:** **US D700,598 S**
(45) **Date of Patent:** **** Mar. 4, 2014**

- (54) **MOBILE PHONE CASE**
- (71) Applicant: **jWIN Electronics Corp.**, Port Washington, NY (US)
- (72) Inventor: **Dena M. Kim**, Great Neck, NY (US)
- (73) Assignee: **jWIN Electronics Corp.**, Port Washington, NY (US)
- (**) Term: **14 Years**
- (21) Appl. No.: **29/444,772**
- (22) Filed: **Feb. 4, 2013**
- (51) **LOC (10) Cl.** **14-03**
- (52) **U.S. Cl.**
USPC **D14/250**
- (58) **Field of Classification Search**
USPC D14/250–253, 440, 203.3–203.7, 217, D14/496, 248, 238.1, 240, 447, 341–347, D14/444, 138 AA, 138 G; D13/103, D13/107–108, 119; D3/201, 218, 247, 269, D3/273, 301, 303; 248/309.1, 371, 176.3, 248/668; 361/679.56, 679.3, 679.25, 816; 379/426, 433.11, 455; 455/575.1, 455/575.8; 206/305, 320; 320/108, 115; 429/96; 220/4.02
See application file for complete search history.

- D623,180 S * 9/2010 Diebel D14/250
- D650,371 S * 12/2011 Wibby et al. D14/238.1
- D653,202 S * 1/2012 Hasbrook et al. D13/103
- D655,281 S * 3/2012 Turocy D14/250
- D663,947 S * 7/2012 Jertson D3/218
- D669,062 S * 10/2012 Rothbaum et al. D14/250
- D669,458 S * 10/2012 Wilson et al. D14/250
- D671,493 S * 11/2012 Hasbrook et al. D13/119
- D671,933 S * 12/2012 Rodgers D14/250
- D673,554 S * 1/2013 Simmer D14/250
- D675,604 S * 2/2013 Limber et al. D14/250
- D675,605 S * 2/2013 Adelman et al. D14/250
- D675,606 S * 2/2013 Adelman et al. D14/250
- D677,249 S * 3/2013 Li et al. D14/250
- D678,869 S * 3/2013 Diebel D14/250
- D678,871 S * 3/2013 Mishan et al. D14/250

* cited by examiner

Primary Examiner — Carla Jobe Wright

(74) *Attorney, Agent, or Firm* — Saliwanchik, Lloyd & Eisenschenk

(57) **CLAIM**

The ornamental design for a mobile phone case, as shown and described.

DESCRIPTION

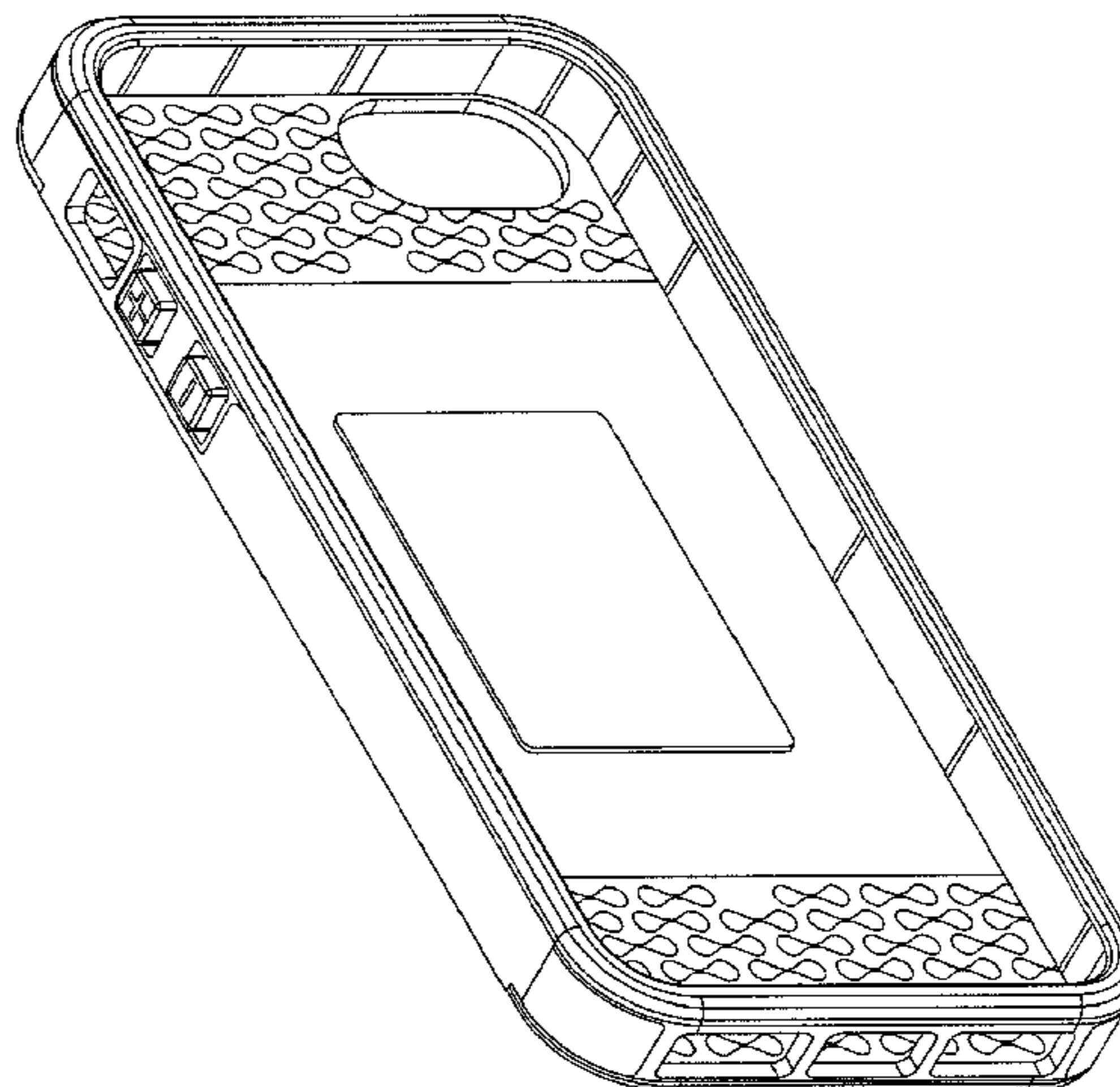

FIG. 1 is a front view of the mobile phone case showing my design;
 FIG. 2 is a back view thereof;
 FIG. 3 is a left side view thereof;
 FIG. 4 is a right side view thereof;
 FIG. 5 is a top view thereof;
 FIG. 6 is a bottom view thereof;
 FIG. 7 is a front perspective view thereof; and,
 FIG. 8 is a back perspective view thereof.
 The broken lines in FIG. 5 depict unclaimed environment.

1 Claim, 8 Drawing Sheets

(56) **References Cited**

U.S. PATENT DOCUMENTS

- D556,681 S * 12/2007 Kim D13/103
- D574,385 S * 8/2008 Koh et al. D14/440
- D574,819 S * 8/2008 Andre et al. D3/269
- 7,612,997 B1 * 11/2009 Diebel et al. 361/679.56
- D616,361 S * 5/2010 Huang D13/103



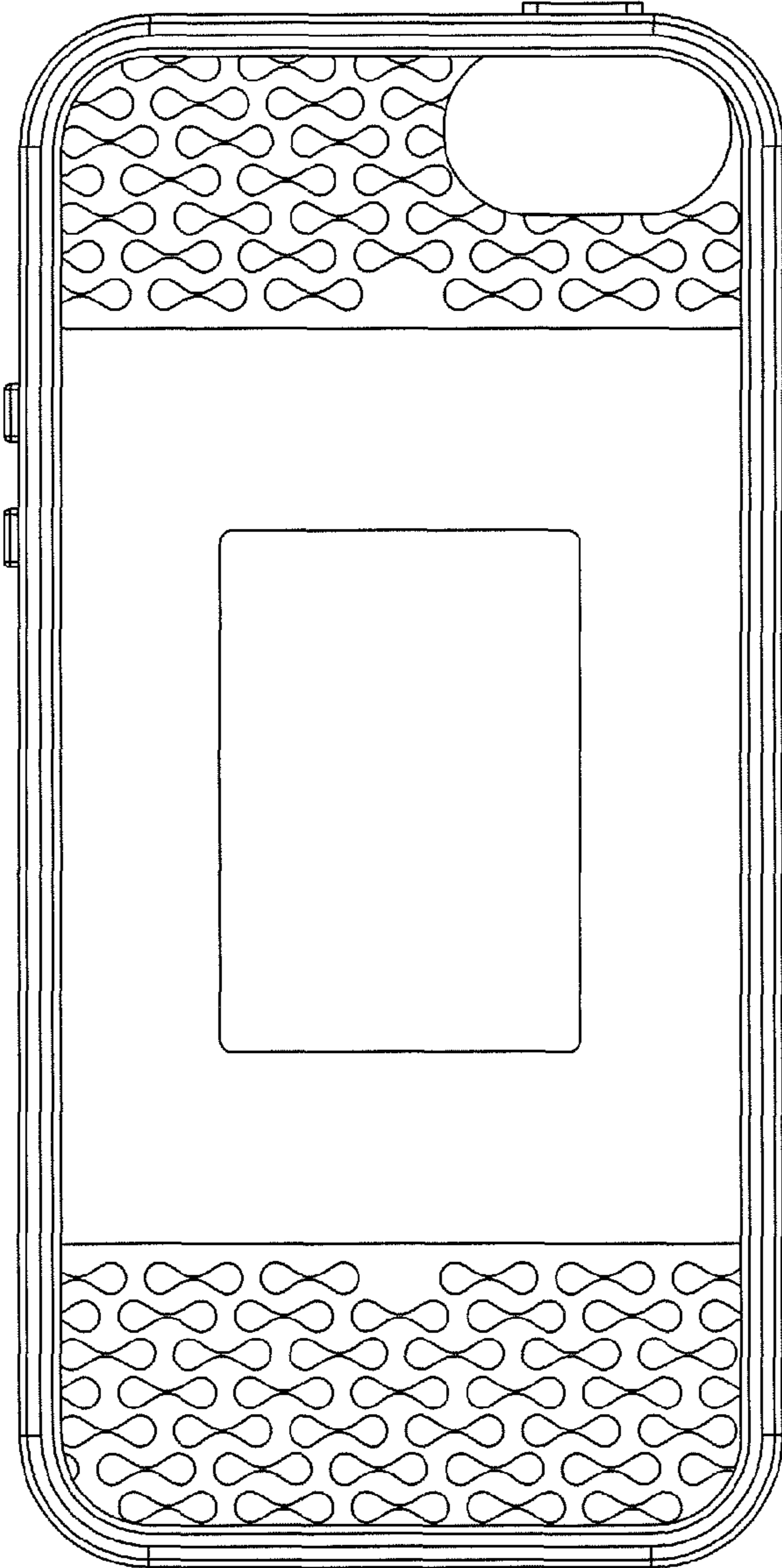


FIG. 1




FIG. 2




FIG. 3




FIG. 4




FIG. 5




FIG. 6

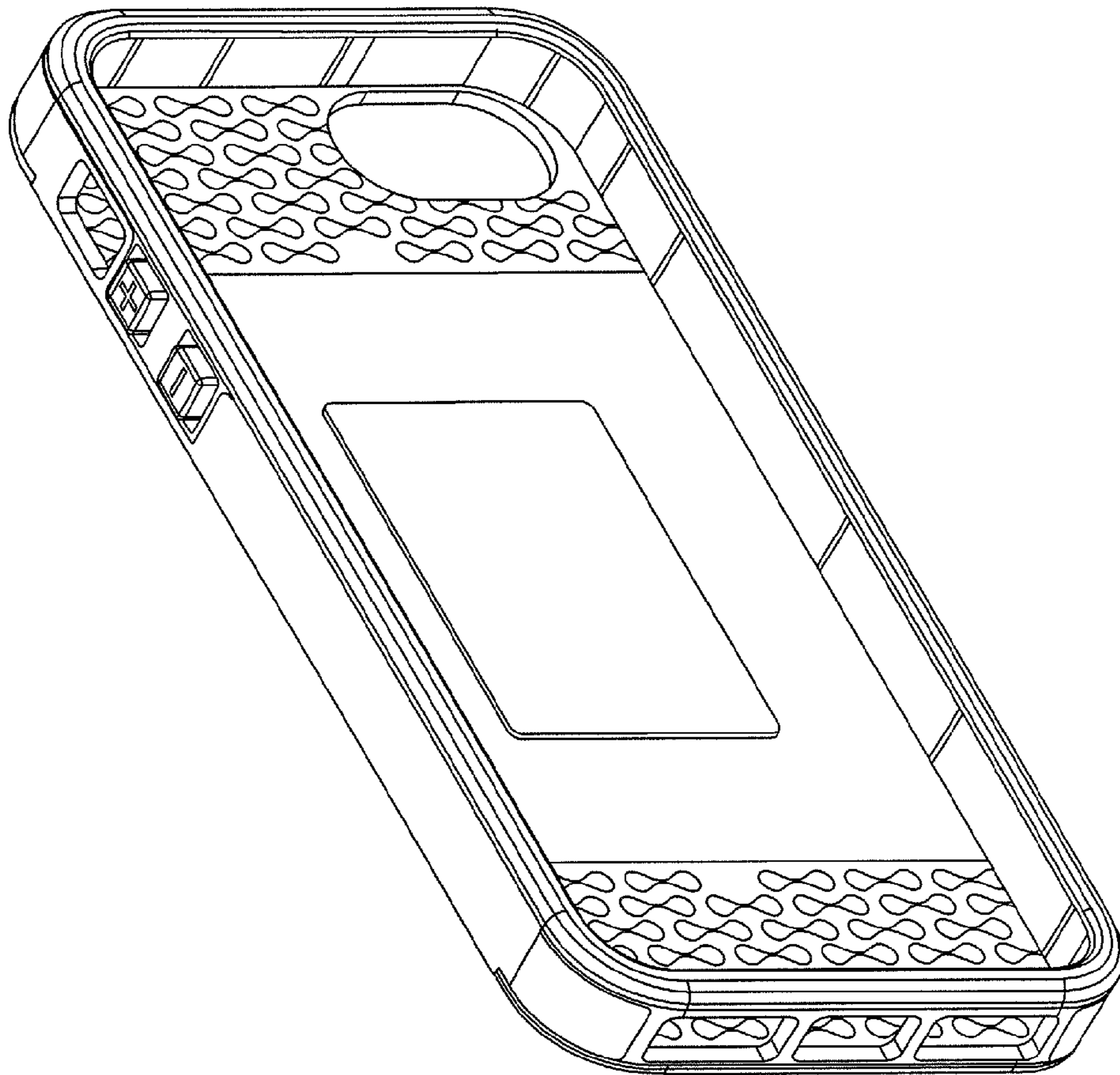


FIG. 7

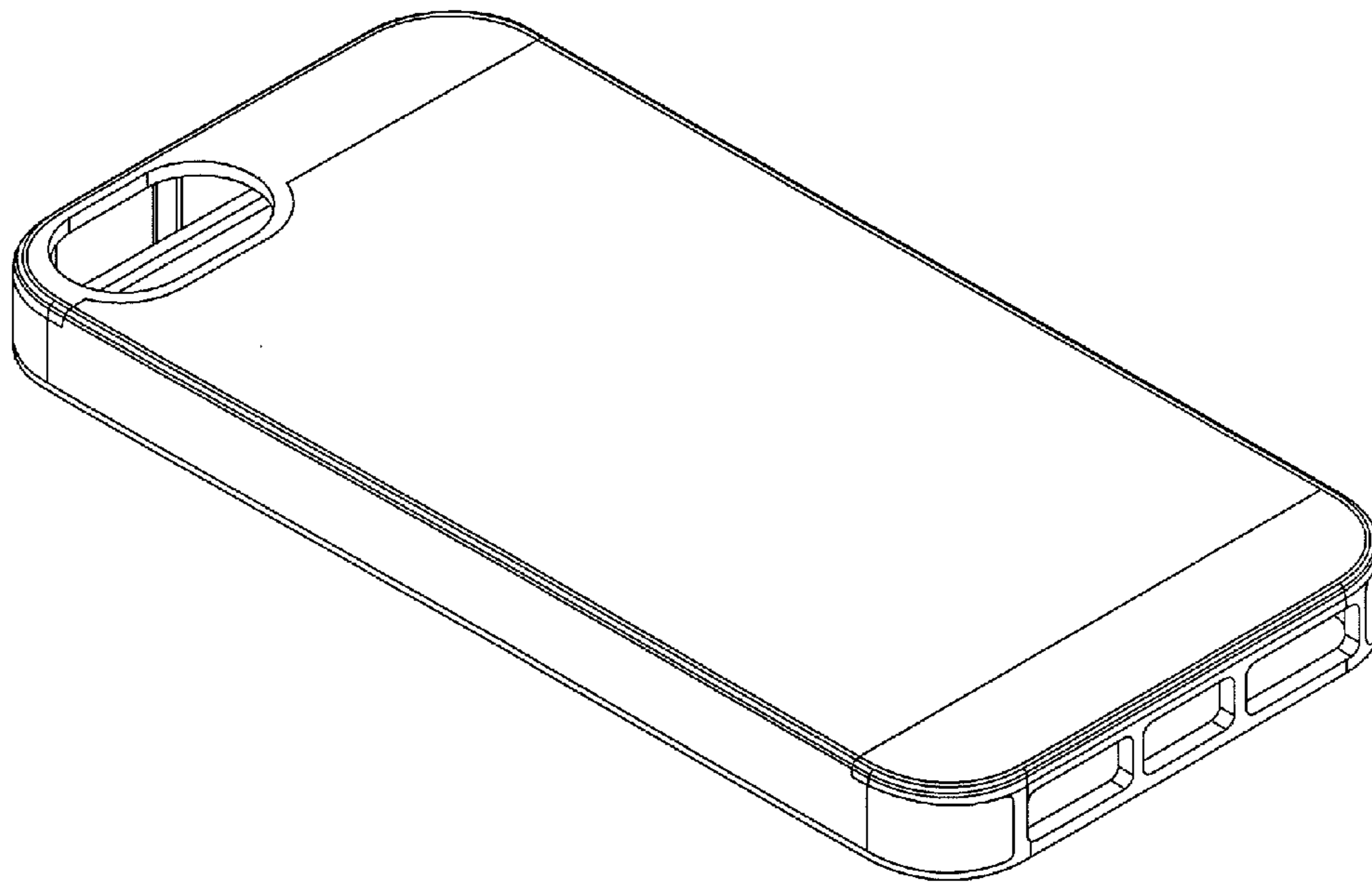


FIG. 8