



US00D700567S

(12) **United States Design Patent**
Scism

(10) **Patent No.:** **US D700,567 S**

(45) **Date of Patent:** **** Mar. 4, 2014**

(54) **MARINE VESSEL**

(76) Inventor: **Randy Scism**, Lake St. Louis, MO (US)

(**) Term: **14 Years**

(21) Appl. No.: **29/413,042**

(22) Filed: **Feb. 9, 2012**

(51) **LOC (10) Cl.** **12-06**

(52) **U.S. Cl.**
USPC **D12/311**

(58) **Field of Classification Search**
USPC D12/300, 302, 303, 304, 307, 310–314,
D12/316, 317; 114/39.11–39.15,
114/39.21–39.32, 61.1, 61.2, 61.32, 61.33,
114/62, 355–358, 271, 273, 288–291
See application file for complete search history.

(56) **References Cited**

U.S. PATENT DOCUMENTS

3,760,756	A *	9/1973	Boden	114/289
4,584,959	A *	4/1986	Allison	114/288
D287,357	S *	12/1986	Allison	D12/314
D290,948	S *	7/1987	Hledin	D12/310
D355,881	S *	2/1995	Carlson	D12/314
D359,941	S *	7/1995	Mannerfelt	D12/314
5,458,078	A *	10/1995	Perette	114/288
D374,852	S *	10/1996	Mannerfelt	D12/314
D407,060	S *	3/1999	Allison	D12/300

5,983,823	A *	11/1999	Allison	114/271
D540,889	S *	4/2007	Yuen	D21/542
7,543,544	B2 *	6/2009	Yap	114/273
D642,109	S *	7/2011	Finbow	D12/300

* cited by examiner

Primary Examiner — Cynthia M Chin

(74) *Attorney, Agent, or Firm* — Klotz Patents; Daniel Klotzer

(57) **CLAIM**

The ornamental design for a marine vessel, as shown and described.

DESCRIPTION

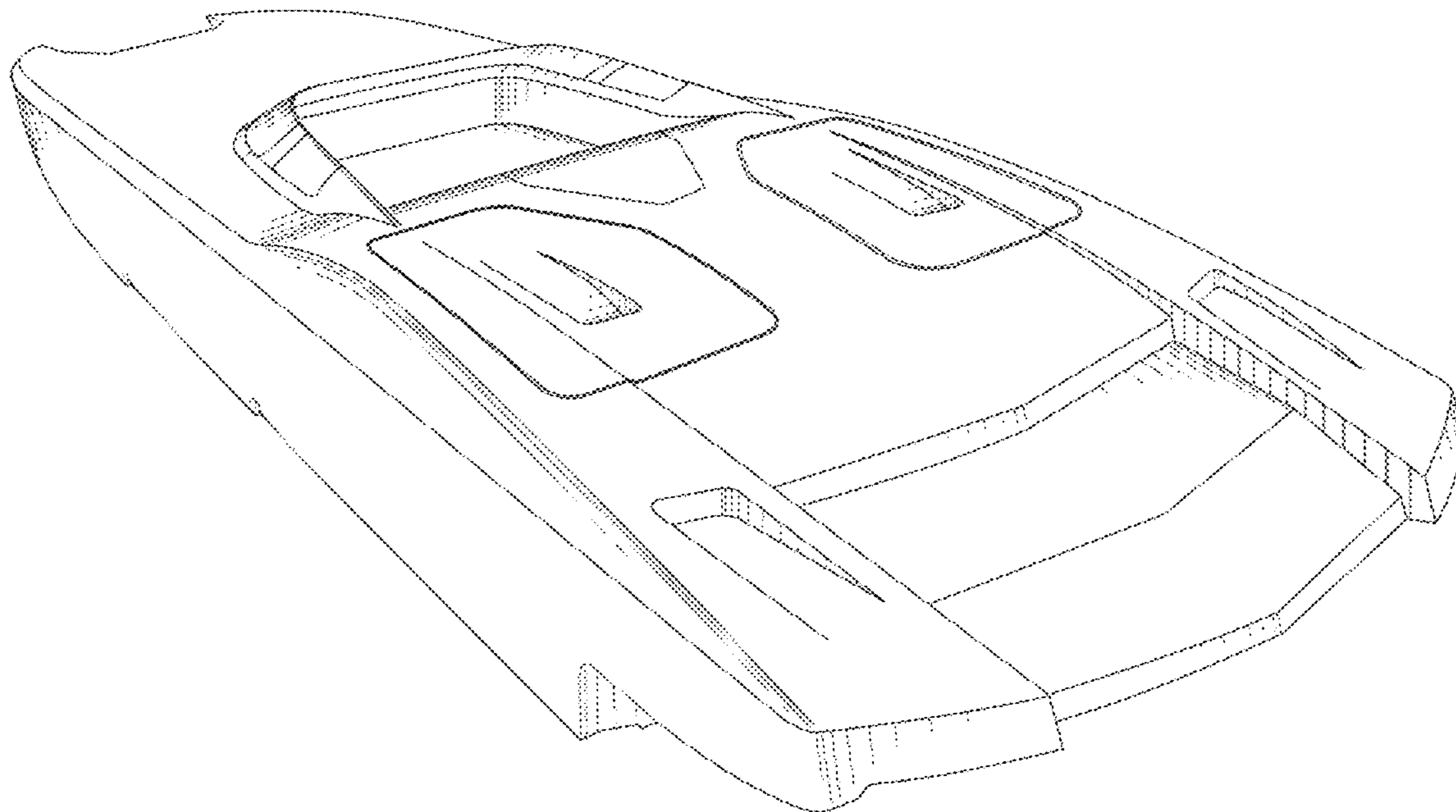
FIG. 1 is a side view from off the right side of the ornamental design for a marine vessel.

FIG. 2 is a top plan view of the ornamental design for a marine vessel.

FIG. 3 is a frontal view facing rearward along the vessel's longitudinal axis of the ornamental design for a marine vessel.

FIG. 4 is a rear view facing forward along the vessel's longitudinal axis of ornamental design for a marine vessel; and, FIG. 5 is an elevated perspective view facing the right rear-corner, and pointing towards the front right corner of the ornamental design for a marine vessel.

1 Claim, 5 Drawing Sheets



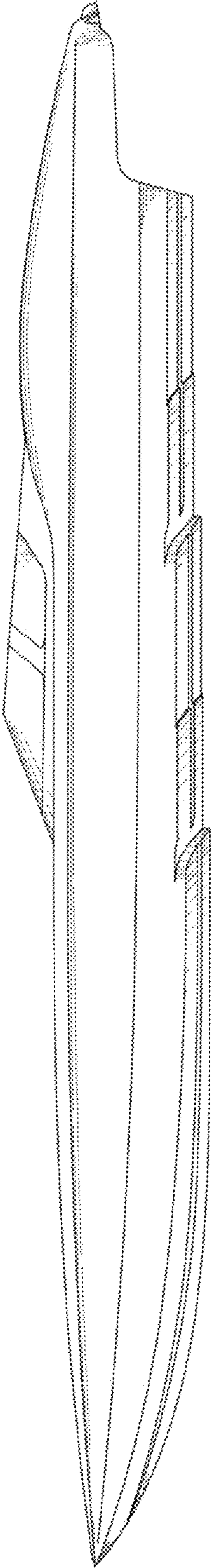


Fig. 1

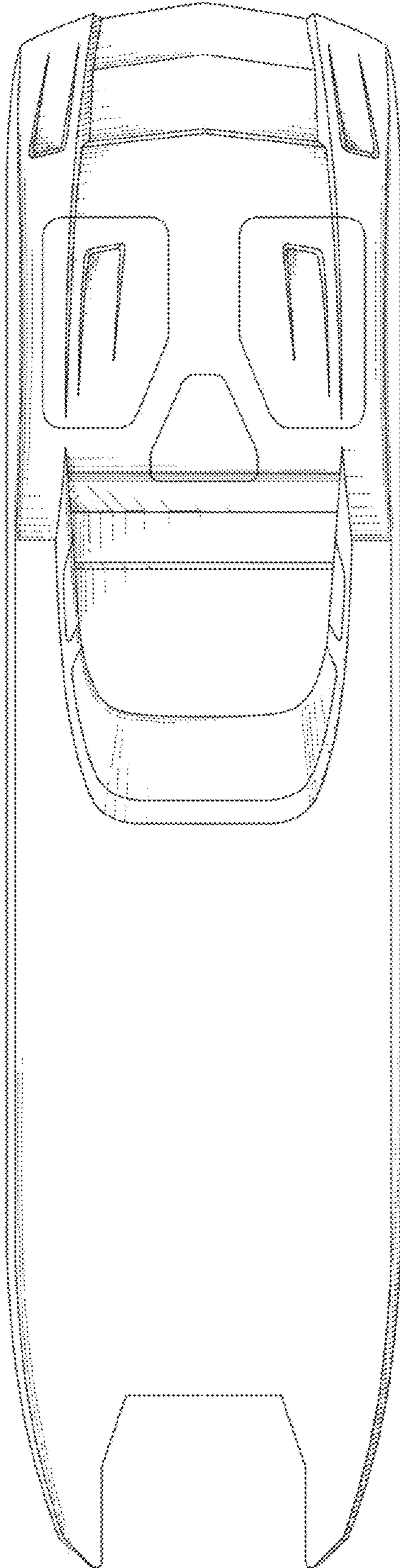


Fig. 2

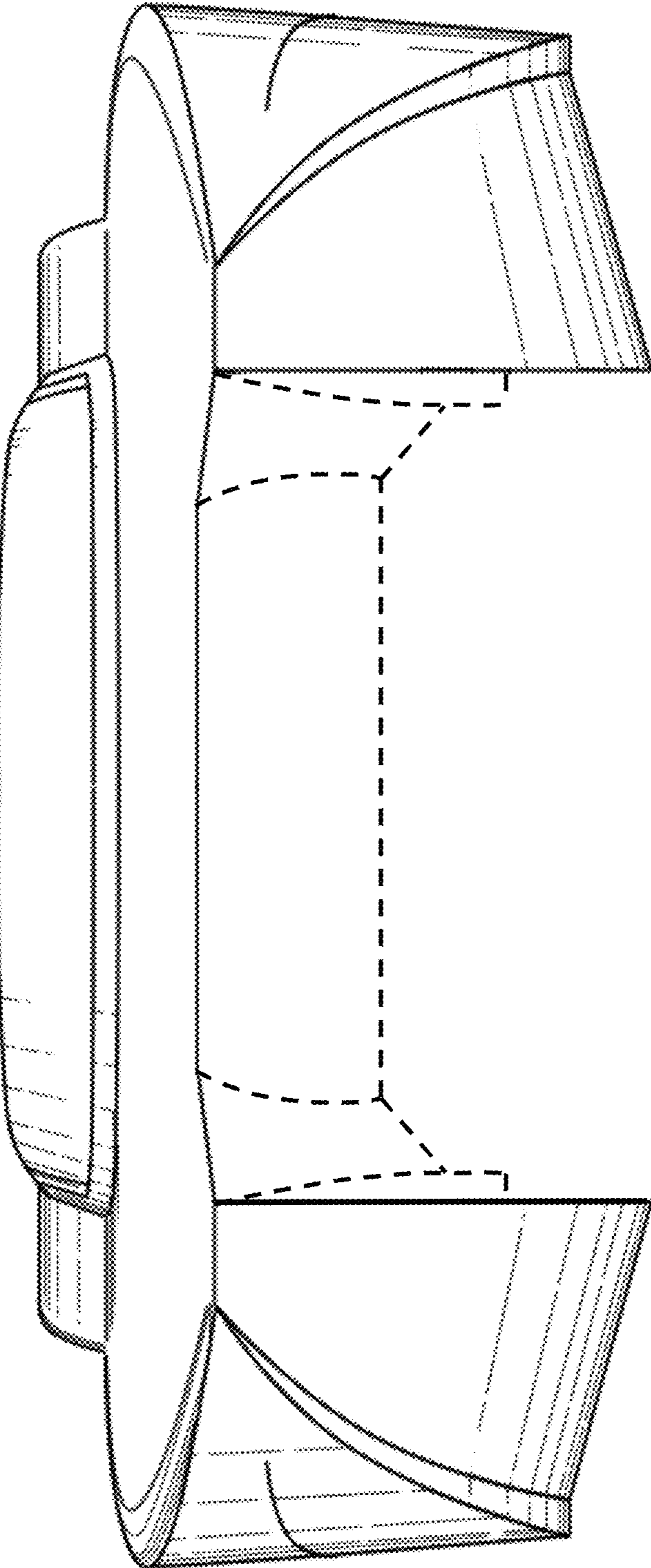


Fig. 3

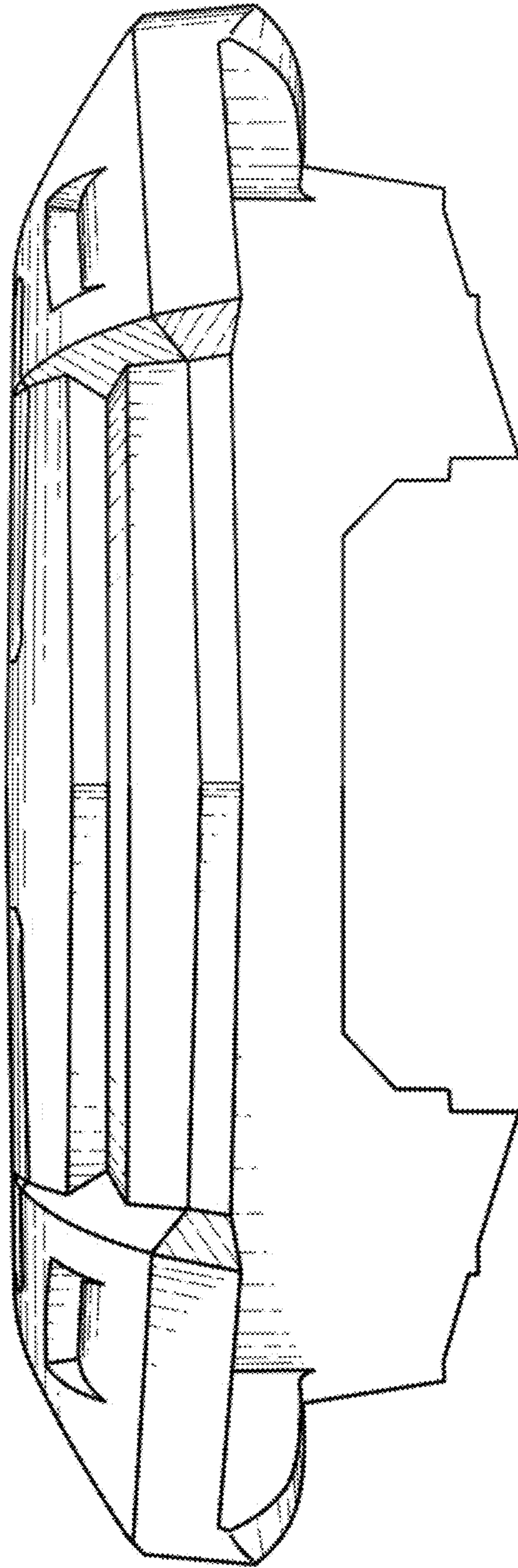


Fig. 4

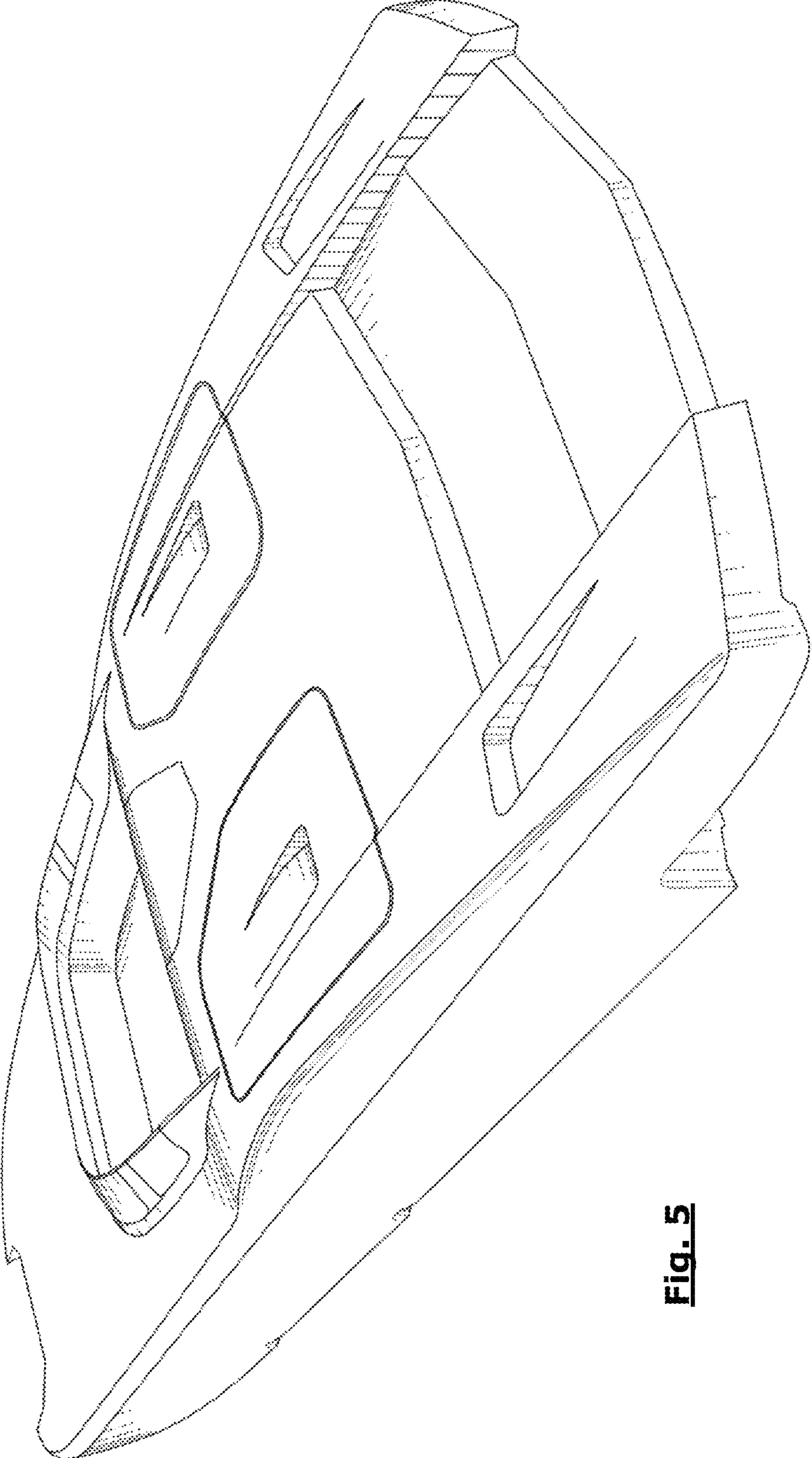


Fig. 5