



US00D700548S

(12) **United States Design Patent**  
**Hildebrand et al.**

(10) **Patent No.:** **US D700,548 S**  
(45) **Date of Patent:** **\*\* Mar. 4, 2014**

(54) **VEHICLE REAR BUMPER**

(71) Applicant: **Qoros Automotive Co., Ltd.**, Changshu (CN)

(72) Inventors: **Gert Volker Hildebrand**, Munich (DE);  
**Philipp Eberl**, Graz (AT)

(73) Assignee: **Qoros Automotive Co., Ltd.**, Changshu, Jiangsu Province (CN)

(\*\*) Term: **14 Years**

(21) Appl. No.: **29/435,657**

(22) Filed: **Oct. 26, 2012**

(30) **Foreign Application Priority Data**

Apr. 27, 2012 (CN) ..... 2012 3 0146228

(51) **LOC (10) Cl.** ..... **12-16**

(52) **U.S. Cl.**  
USPC ..... **D12/169**

(58) **Field of Classification Search**  
USPC ..... D12/169, 196, 171, 216, 163, 86,  
D12/90-92; 293/102, 113, 115, 117, 120;  
296/180.1, 180.2

See application file for complete search history.

(56) **References Cited**

U.S. PATENT DOCUMENTS

D639,215 S \* 6/2011 Faghihzadeh ..... D12/169  
D640,616 S \* 6/2011 Schell et al. .... D12/169  
D684,903 S \* 6/2013 Platto et al. .... D12/169  
D690,631 S \* 10/2013 Kazama ..... D12/169

\* cited by examiner

*Primary Examiner* — Melody Brown


(57) **CLAIM**

The ornamental design for a vehicle rear bumper, as shown and described.

**DESCRIPTION**

FIG. 1 is a front view of a vehicle rear bumper.  
FIG. 2 is a rear view of the vehicle rear bumper of FIG. 1.  
FIG. 3 is a left side view of the vehicle rear bumper of FIG. 1.  
FIG. 4 is a right side view of the vehicle rear bumper of FIG. 1.  
FIG. 5 is a top view of the vehicle rear bumper of FIG. 1.  
FIG. 6 is a bottom view of the vehicle rear bumper of FIG. 1;  
and,  
FIG. 7 is a front perspective view of the vehicle rear bumper of FIG. 1.

**1 Claim, 4 Drawing Sheets**








FIG. 1






FIG. 2





**FIG. 3**



**FIG. 4**




FIG. 5




FIG. 6






FIG. 7