



US00D700528S

(12) **United States Design Patent**  
**Joseph**

(10) **Patent No.:** **US D700,528 S**  
(45) **Date of Patent:** **\*\* Mar. 4, 2014**

- (54) **ALARM CLOCK**
- (71) Applicant: **Brian Joseph**, Montreal West (CA)
- (72) Inventor: **Brian Joseph**, Montreal West (CA)
- (73) Assignee: **SDI Technologies, Inc.**, Rahway, NJ (US)
- (\*\*) Term: **14 Years**
- (21) Appl. No.: **29/447,197**
- (22) Filed: **Mar. 1, 2013**
- (51) **LOC (10) Cl.** ..... **10-01**
- (52) **U.S. Cl.**  
USPC ..... **D10/15; D10/26**
- (58) **Field of Classification Search**  
USPC ..... D10/1-29, 40; 368/316, 317, 72, 73,  
368/262, 263, 250; D14/171  
See application file for complete search history.

4,307,460 A *	12/1981	Polonsky	.....	368/74
4,449,833 A *	5/1984	Montgomery et al.	.....	368/262
5,379,273 A *	1/1995	Horinek	.....	368/73
5,883,859 A *	3/1999	Bentley	.....	368/10
5,926,442 A *	7/1999	Sirhan et al.	.....	368/73
D422,510 S *	4/2000	Holland	.....	D10/15
D523,354 S *	6/2006	Li	.....	D10/2
D544,371 S *	6/2007	Bhavnani	.....	D10/2
D557,256 S *	12/2007	Joseph	.....	D14/214
D605,625 S *	12/2009	Skurdal	.....	D14/171
7,978,565 B2 *	7/2011	Coffaro et al.	.....	368/109
D676,412 S *	2/2013	Holzer	.....	D14/171

\* cited by examiner

*Primary Examiner* — Lucy Lieberman  
(74) *Attorney, Agent, or Firm* — Ostrolenk Faber LLP

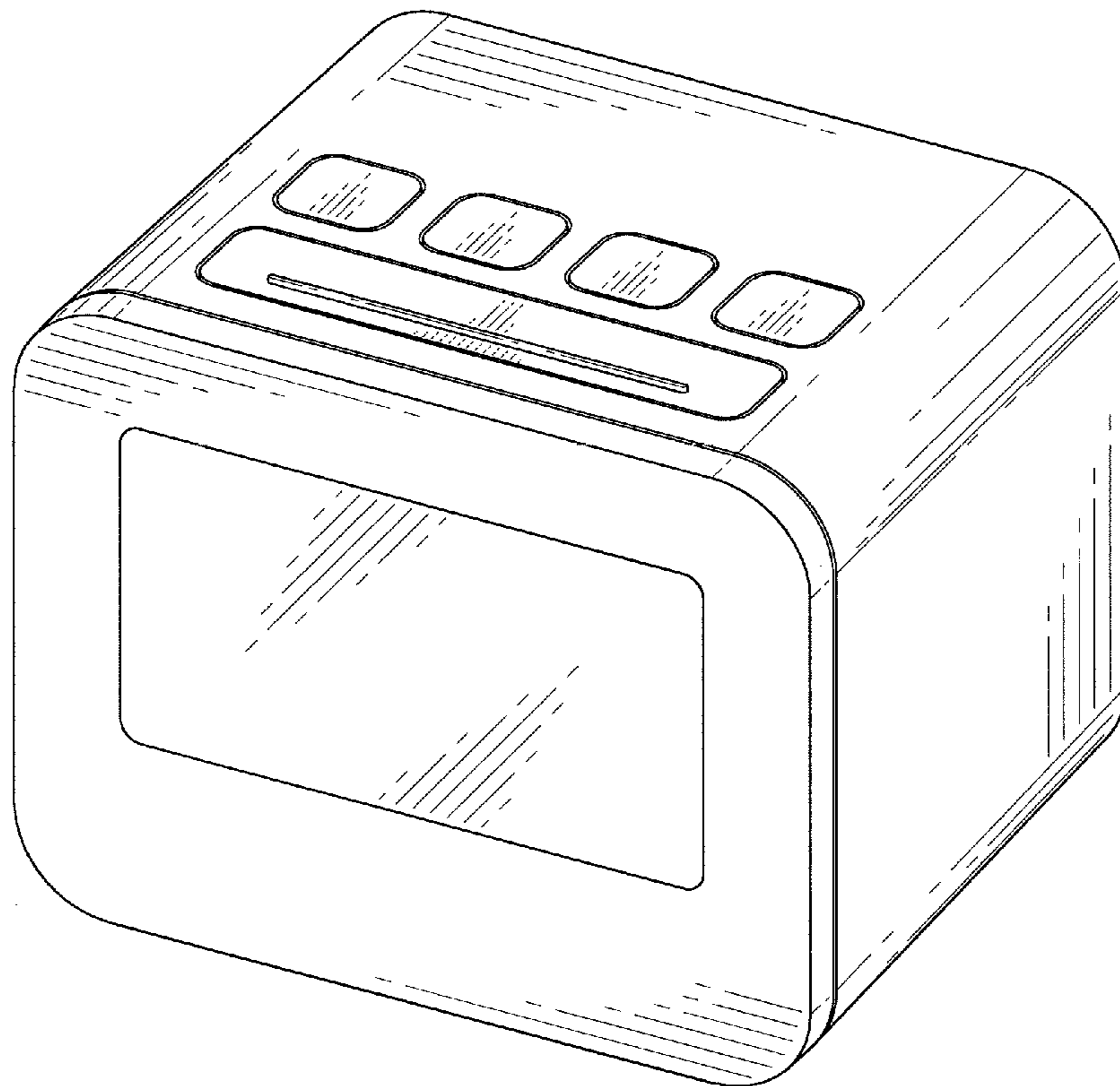
(57) **CLAIM**  
The ornamental design for an alarm clock, as shown and described.

**DESCRIPTION**

FIG. 1 is a top, front perspective view of an alarm clock showing my new design;  
FIG. 2 is a front view thereof;  
FIG. 3 is a rear view thereof;  
FIG. 4 is a top view thereof;  
FIG. 5 is a bottom view thereof; and,  
FIG. 6 is a right side view thereof, the opposite side view being a mirror image.

**1 Claim, 6 Drawing Sheets**

- (56) **References Cited**  
U.S. PATENT DOCUMENTS  
D241,626 S \* 9/1976 Durco ..... D10/15  
D246,158 S \* 10/1977 Durco, Jr. .... D10/15  
D249,873 S \* 10/1978 Zabransky ..... D10/26  
D255,101 S \* 5/1980 Booty ..... D10/15



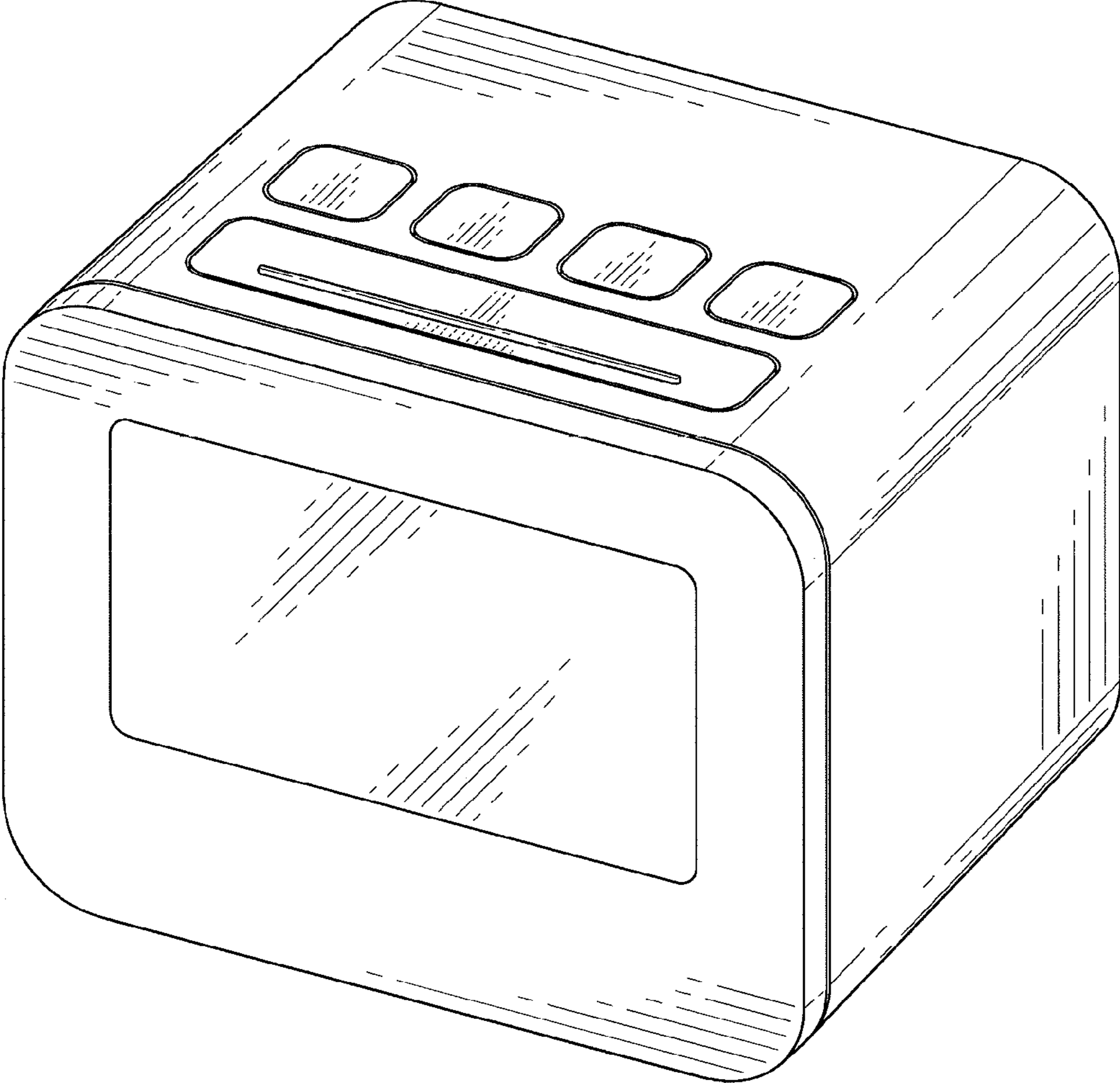


FIG. 1




FIG. 2

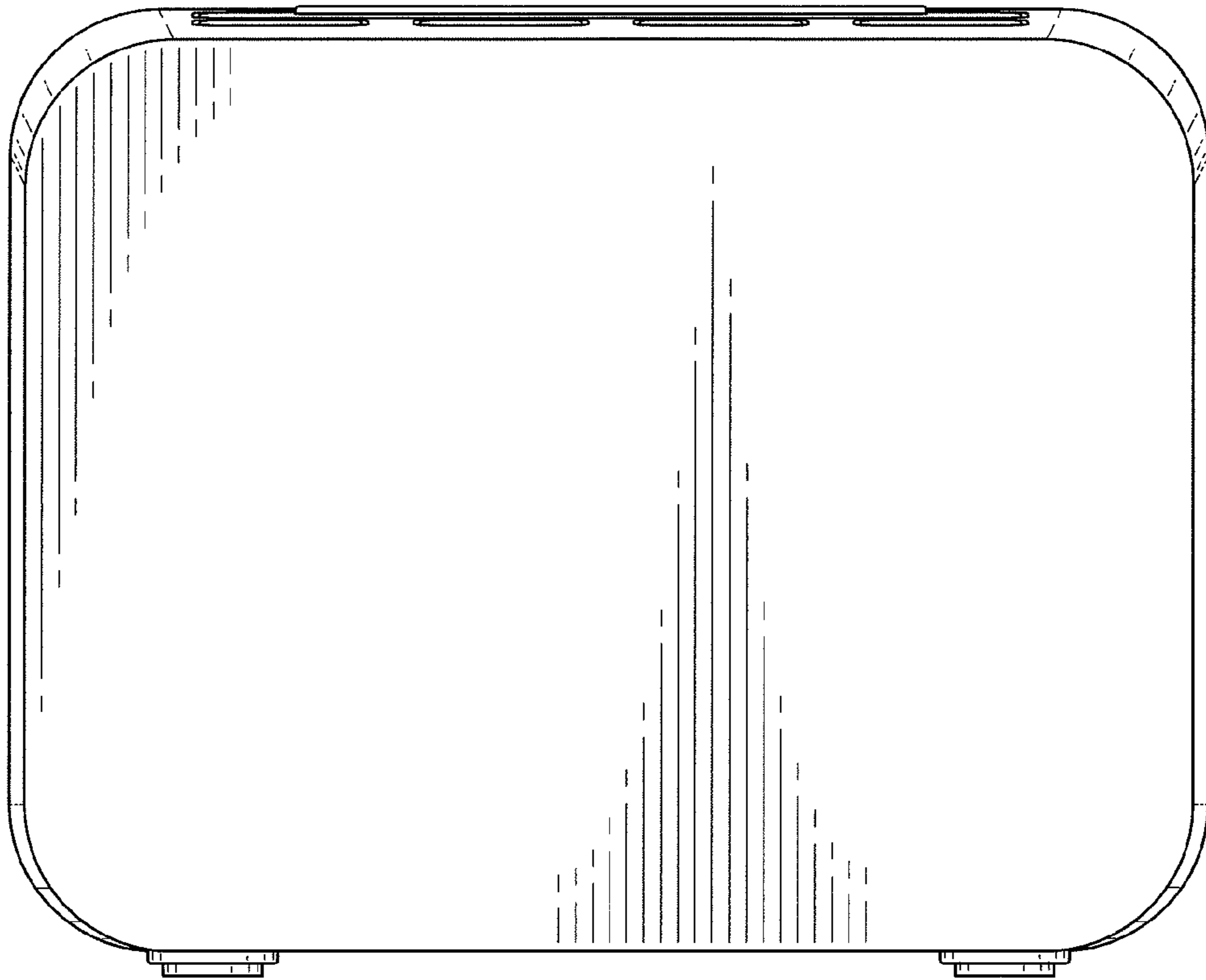


FIG. 3

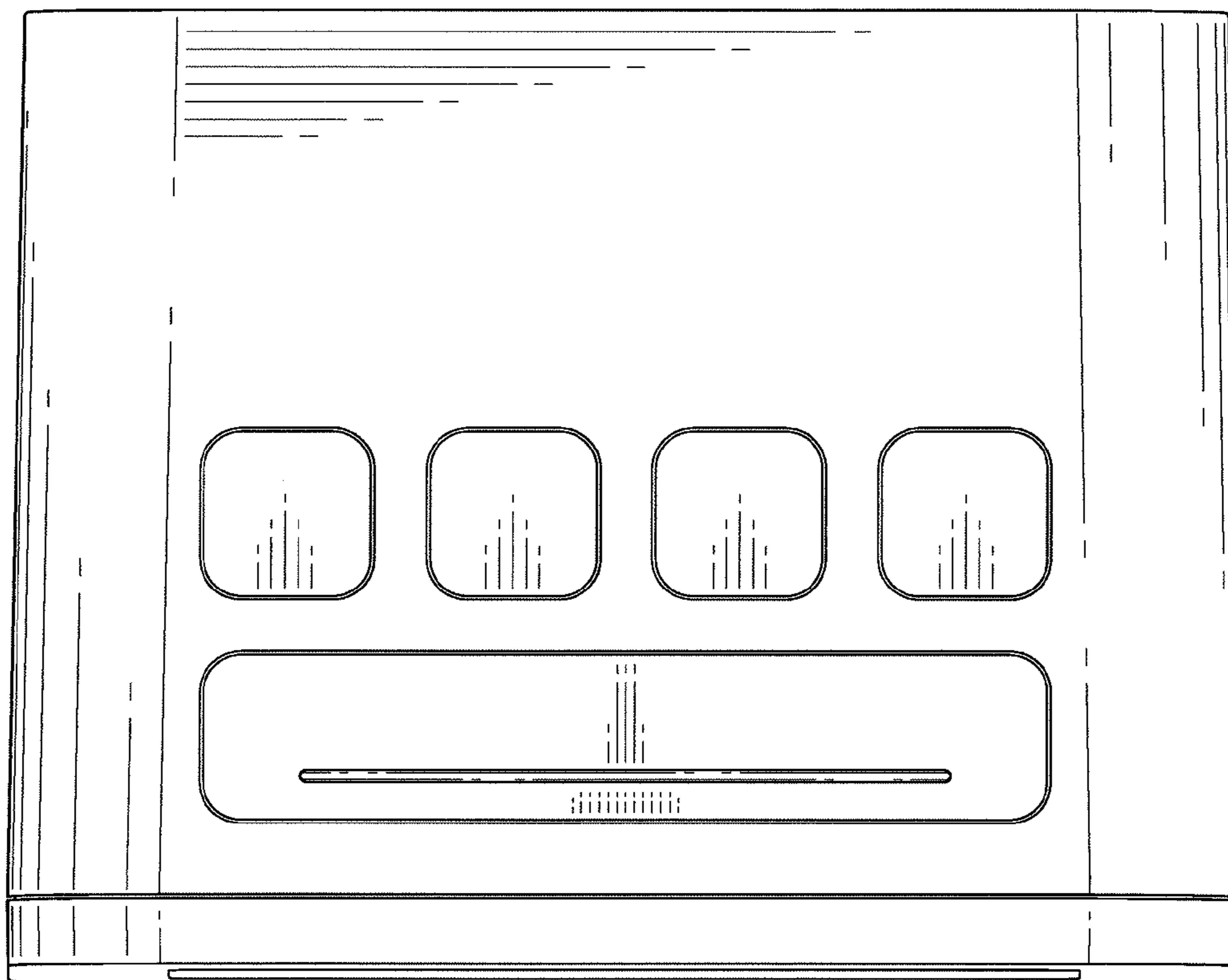


FIG. 4

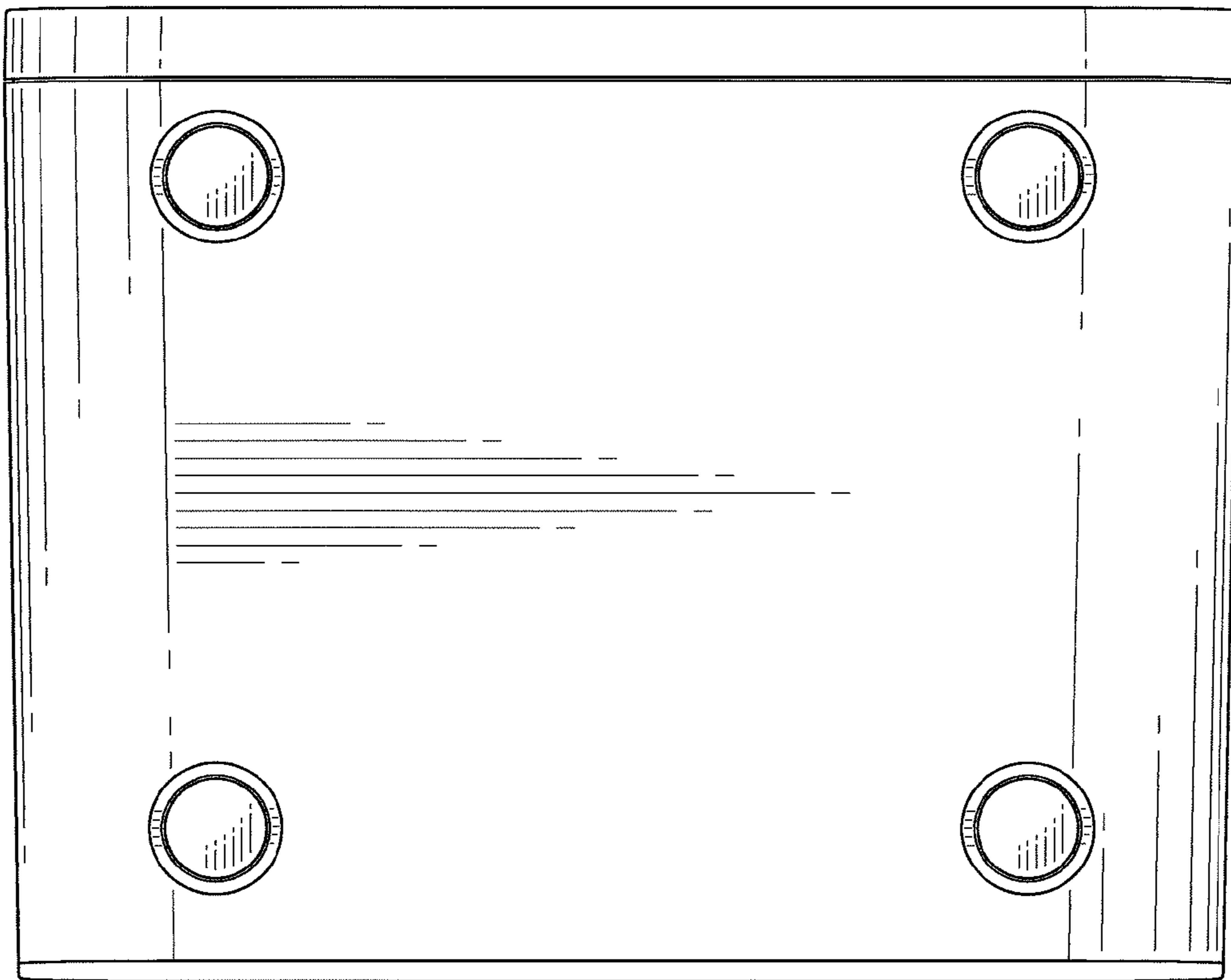


FIG. 5

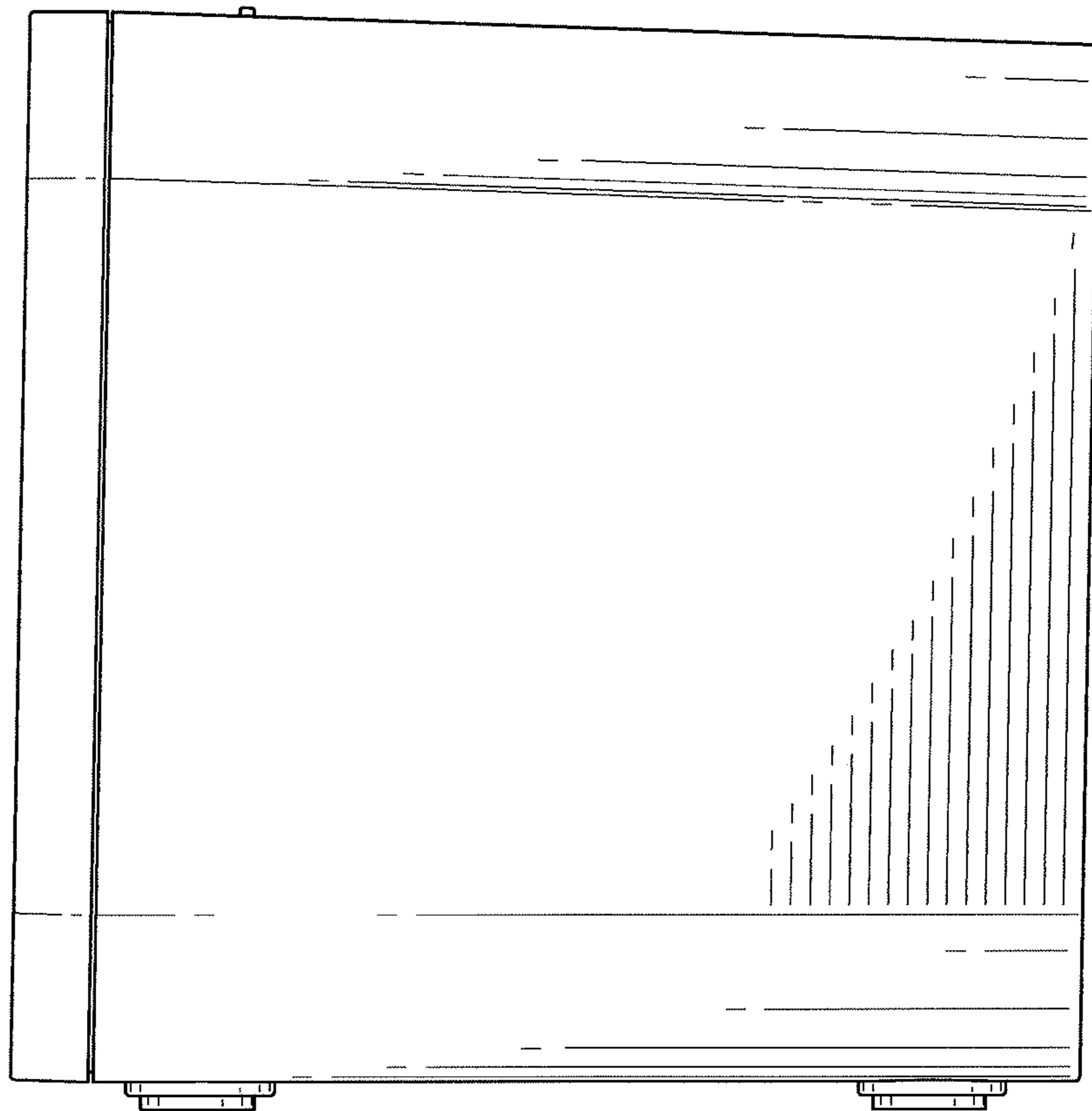


FIG. 6