



US00D700525S

(12) **United States Design Patent**
Reaux

(10) **Patent No.:** **US D700,525 S**
(45) **Date of Patent:** **** Mar. 4, 2014**

(54) **SINGLE WINE DRINK VESSEL HAVING A FOODSTUFF COMPARTMENT**

(71) Applicant: **Brian K. Reaux**, Red Oak, TX (US)

(72) Inventor: **Brian K. Reaux**, Red Oak, TX (US)

(73) Assignee: **Brian K. Reaux**, Red Oak, TX (US)

(**) Term: **14 Years**

(21) Appl. No.: **29/421,968**

(22) Filed: **Nov. 1, 2012**

(51) **LOC (10) Cl.** **09-01**

(52) **U.S. Cl.**
USPC **D9/719**

(58) **Field of Classification Search**
USPC D9/414, 424, 425, 428, 434, 445, 503, D9/504, 516, 537, 539, 549, 574; D7/300, D7/321, 305, 302, 316, 317, 387, 392.1, D7/538, 537, 541, 543, 554.2, 555; 215/6, 215/200, 233, 234, 235, 237, 250, 254, 256, 215/262, 305, 320, 325, 346, 347, 349, 350, 215/351, 390, 391, 396; 220/507, 521, 522, 220/523, 526, 528, 529

See application file for complete search history.

(56) **References Cited**

U.S. PATENT DOCUMENTS

597,623 A * 1/1898 Shaw 215/233
4,073,399 A * 2/1978 Lewis 215/254
4,573,598 A * 3/1986 Perry 215/204

D287,919 S * 1/1987 Clements D7/392.1
D302,367 S * 7/1989 Woodrow D7/392.1
4,905,853 A * 3/1990 Strawder 220/523
5,092,477 A * 3/1992 Johnson et al. 215/230
5,807,597 A * 9/1998 Barnes et al. 426/234
6,068,865 A * 5/2000 Lee et al. 426/43
D452,438 S * 12/2001 Bezek et al. D9/502
D567,658 S * 4/2008 King D9/504
D580,765 S * 11/2008 Amann D9/504
D588,866 S * 3/2009 Ho D7/391
D609,571 S * 2/2010 Butler et al. D9/504
D618,500 S * 6/2010 Hardaway D7/396.2
D632,425 S * 2/2011 Badawi D27/162
2012/0233968 A1 * 9/2012 Bernstein 53/452

* cited by examiner

Primary Examiner — Derrick Holland
Assistant Examiner — Lauren Calve

(57) **CLAIM**

The ornamental design for a single wine drink vessel having a foodstuff compartment, as shown and described.

DESCRIPTION

FIG. 1 is a perspective view of a single wine drink vessel having a foodstuff compartment according to the present invention;

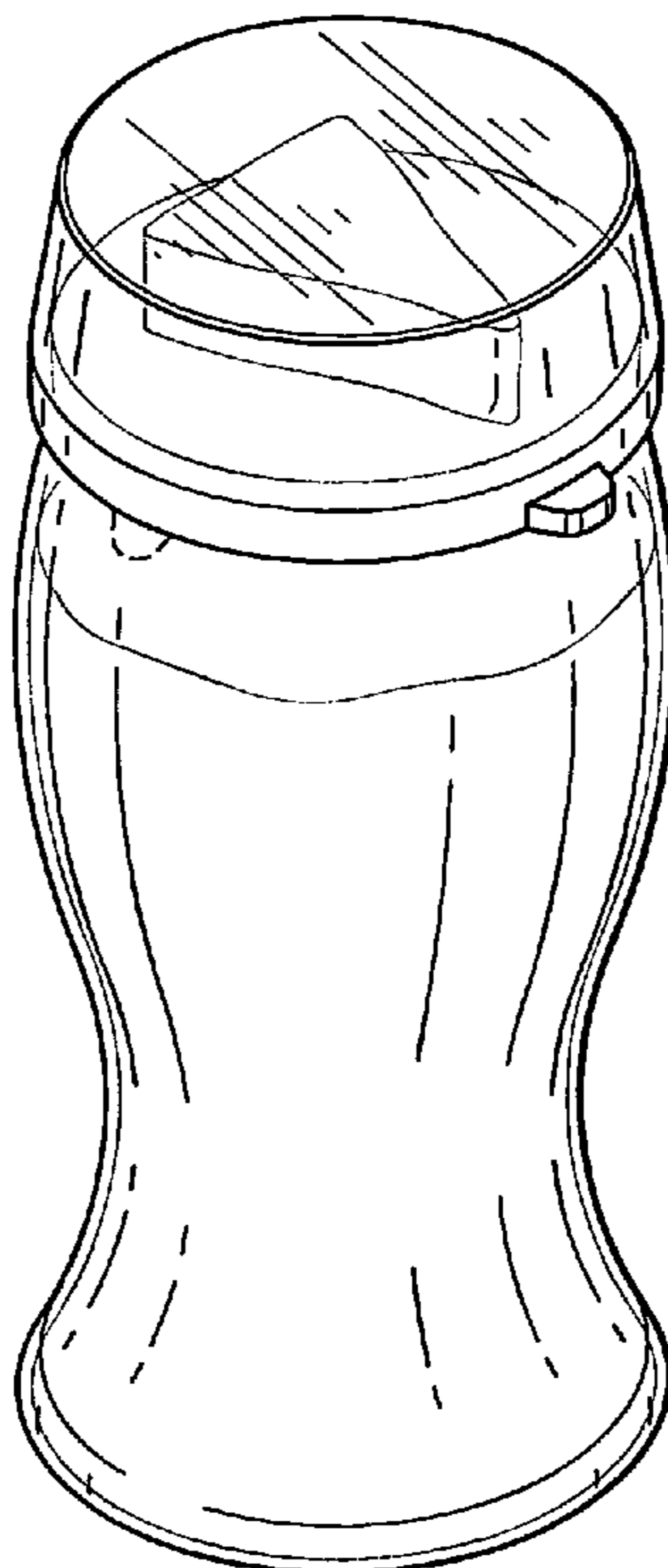
FIG. 2 is a front view thereof, the rear view being a mirror image;

FIG. 3 is a top view thereof; and,

FIG. 4 is a bottom view thereof.

The broken line showing of FIGS. 1-4 represents unclaimed subject matter and forms no part of the claimed design.

1 Claim, 1 Drawing Sheet



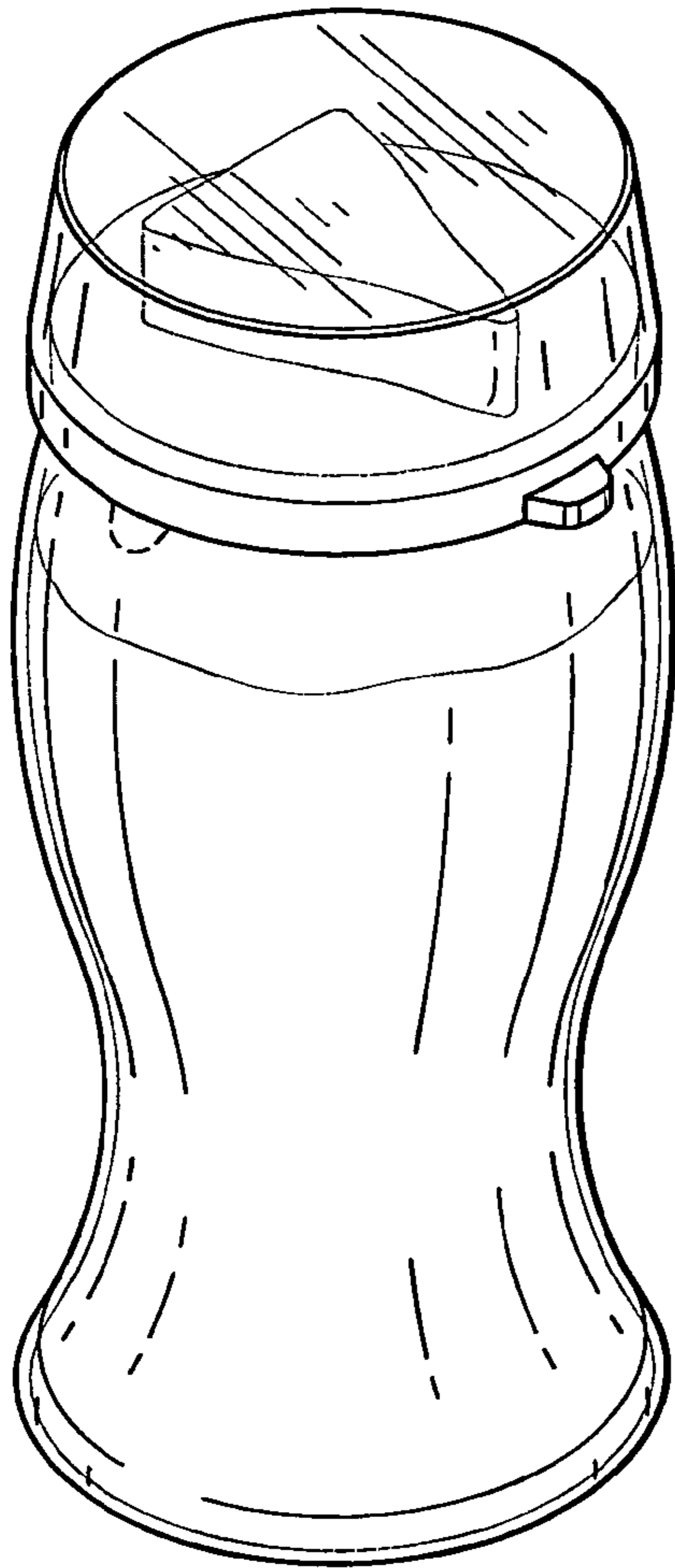


FIG. 1

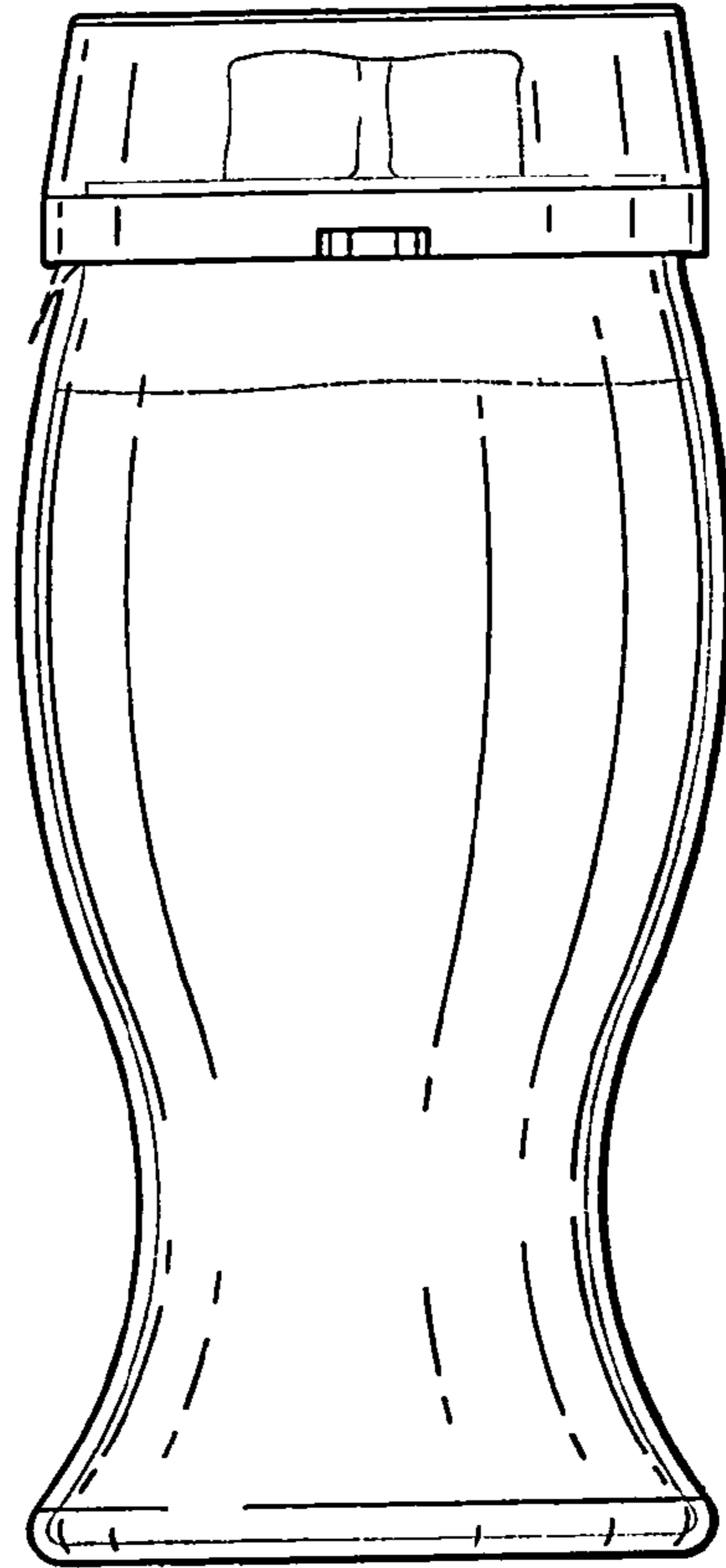


FIG. 2




FIG. 3

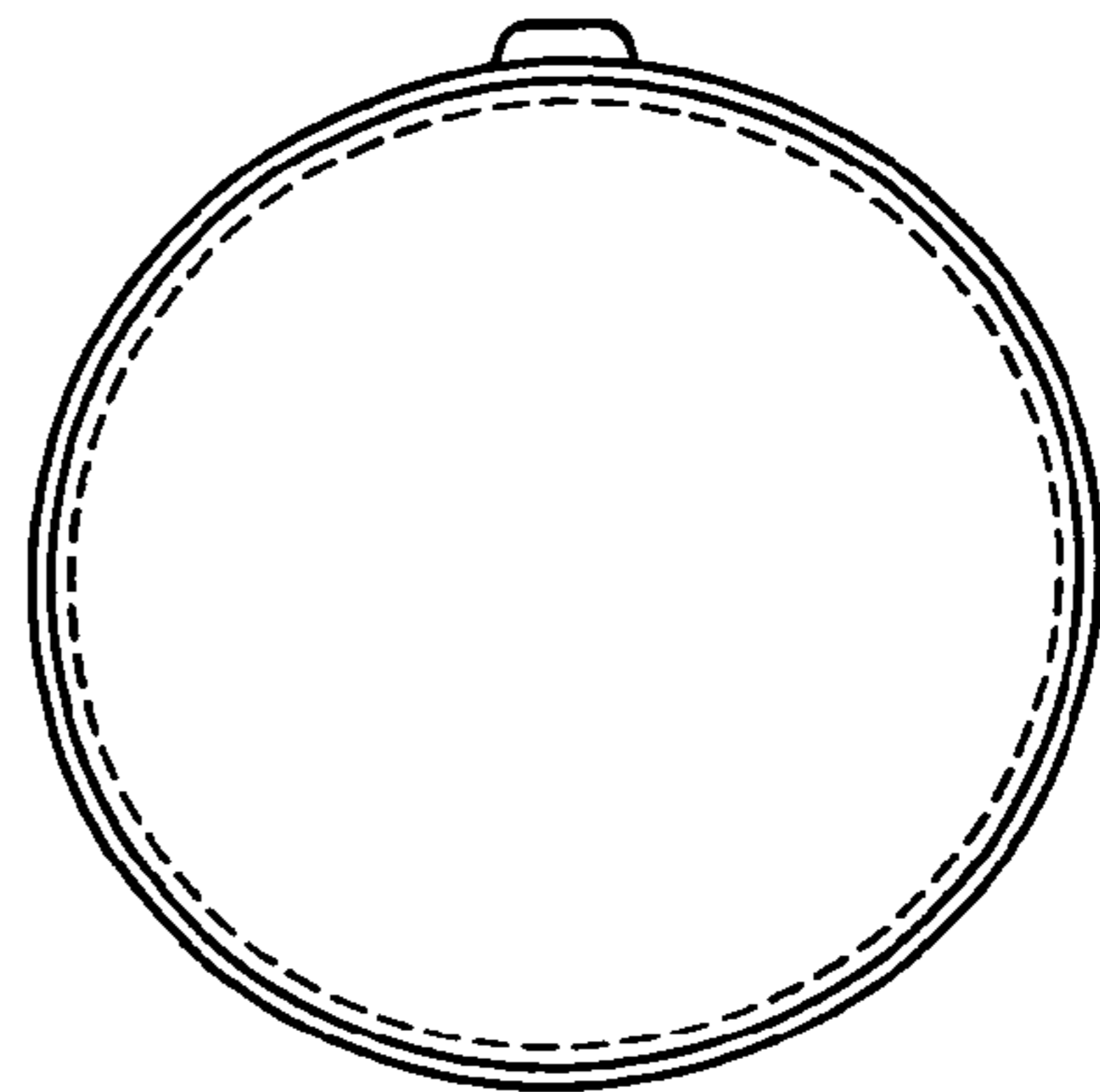


FIG. 4