



US00D700521S

(12) **United States Design Patent**  
**Finlay**

(10) **Patent No.:** **US D700,521 S**  
(45) **Date of Patent:** **\*\* Mar. 4, 2014**

(54) **SPRAY CONTAINER**

(71) Applicant: **American Covers, Inc.**, Draper, UT (US)

(72) Inventor: **Nathanael Finlay**, Lehi, UT (US)

(73) Assignee: **American Covers, Inc.**, Draper, UT (US)

(\*\*) Term: **14 Years**

(21) Appl. No.: **29/443,188**

(22) Filed: **Jan. 14, 2013**

(51) **LOC (10) Cl.** ..... **09-01**

(52) **U.S. Cl.**

USPC ..... **D9/529**; D9/560; D9/571; D9/685

(58) **Field of Classification Search**

USPC ..... D9/682-694, 516-575, 719, 723-729, D9/434-436, 443-445, 447-449; 215/379, 215/382; 220/669-675; 222/153.01, 222/153.04, 153.09, 153.1, 153.11, 153.12, 222/153.13, 153.14, 631, 635, 321.1, 222/321.6-322, 325-327, 372, 378, 379, 222/382, 383.1, 398, 400.7, 401, 402, 222/402.1-402.25

See application file for complete search history.

(56) **References Cited**

**U.S. PATENT DOCUMENTS**

D258,800 S \* 4/1981 Halbeisen et al. .... D9/685  
D405,008 S \* 2/1999 Irwin et al. .... D9/685  
D437,212 S \* 2/2001 Adachi et al. .... D9/686  
D489,970 S \* 5/2004 Nelson et al. .... D9/688  
D489,993 S \* 5/2004 Wilkes ..... D9/542

D491,470 S \* 6/2004 Yang ..... D9/560  
D542,148 S \* 5/2007 Boucher ..... D9/682  
D559,682 S \* 1/2008 Meeker et al. .... D9/448  
D568,153 S \* 5/2008 Harrison et al. .... D9/448  
D571,205 S \* 6/2008 Sweeton et al. .... D9/448  
D571,206 S \* 6/2008 Sweeton et al. .... D9/448  
D582,784 S \* 12/2008 Boiros et al. .... D9/560  
D599,667 S \* 9/2009 Gedmin ..... D9/516  
8,016,167 B2 \* 9/2011 Tomkins et al. .... 222/402.13  
D671,422 S \* 11/2012 Thurin et al. .... D9/689

**FOREIGN PATENT DOCUMENTS**

GB 3020280 \* 3/2005  
KR 300385222.0000 \* 7/2005  
KR 300541155.0000 \* 9/2009  
WO D061374-015 \* 10/2002

\* cited by examiner

*Primary Examiner* — Catherine Tuttle

(74) *Attorney, Agent, or Firm* — Thorpe North & Western LLP

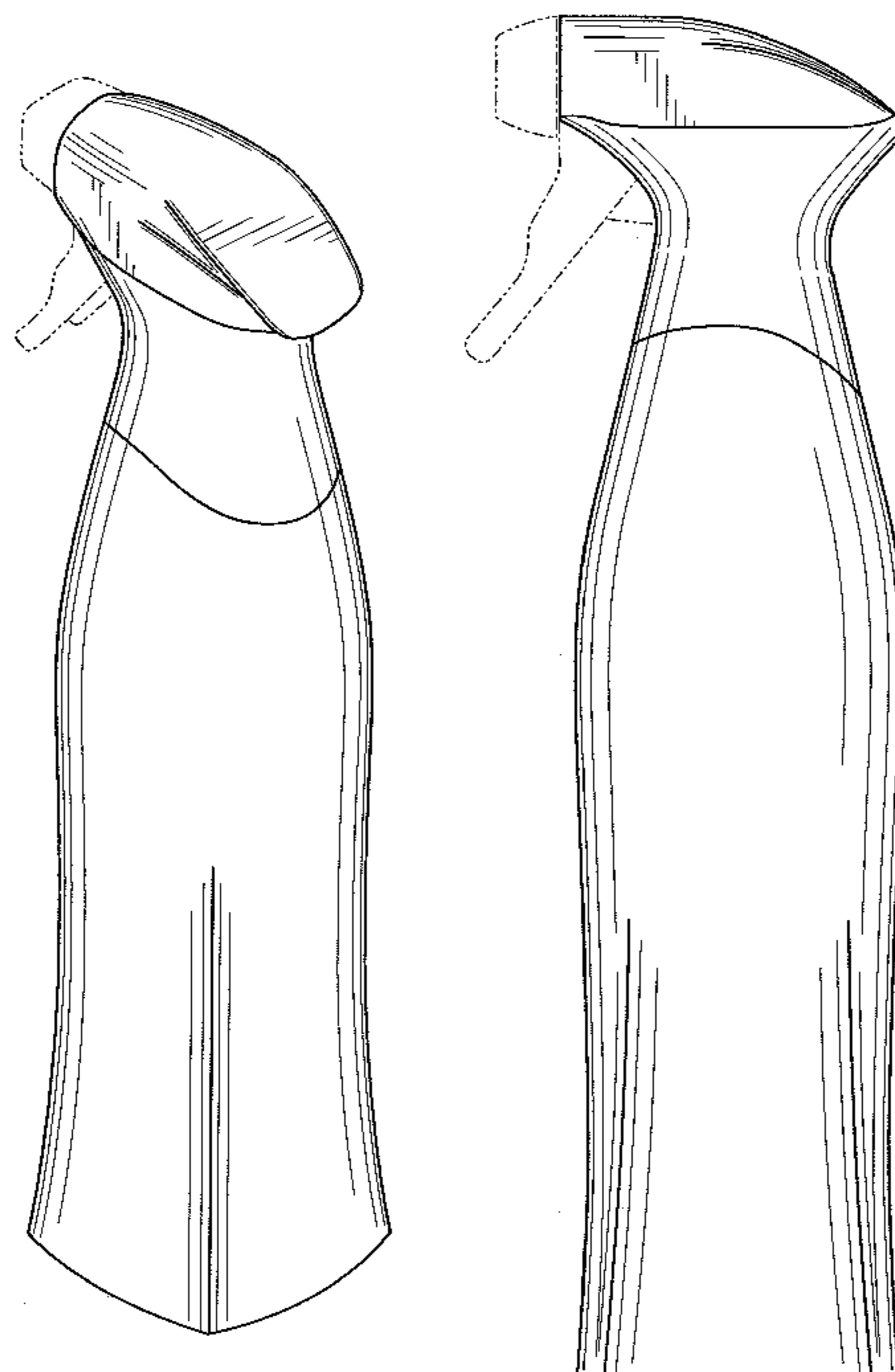
(57) **CLAIM**

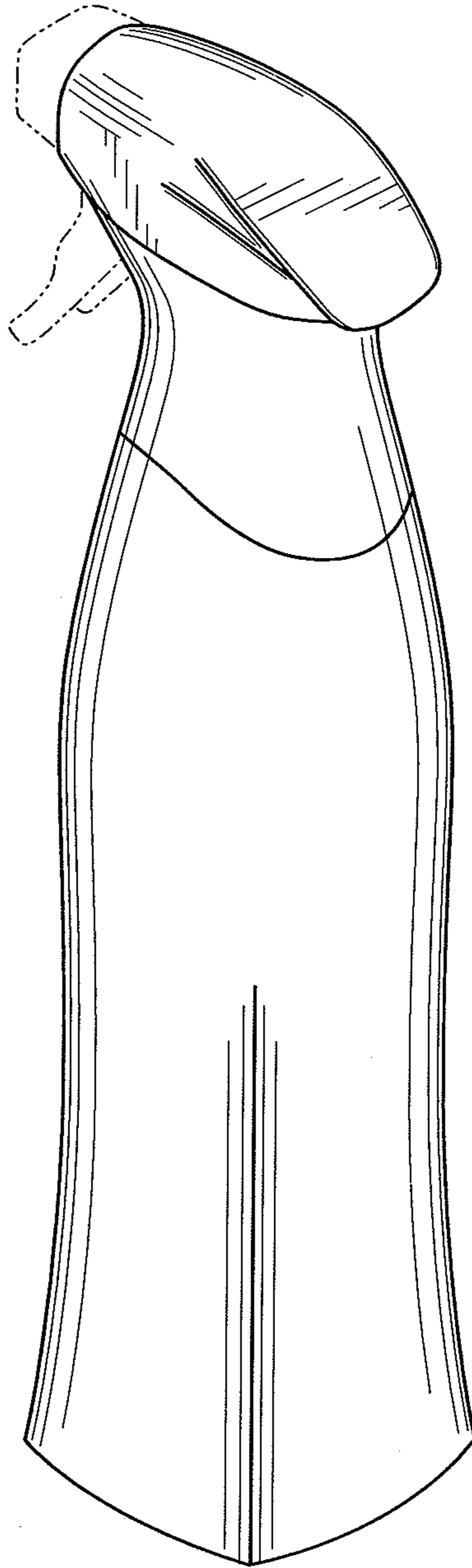
The ornamental design for the spray container, as shown and described.

**DESCRIPTION**

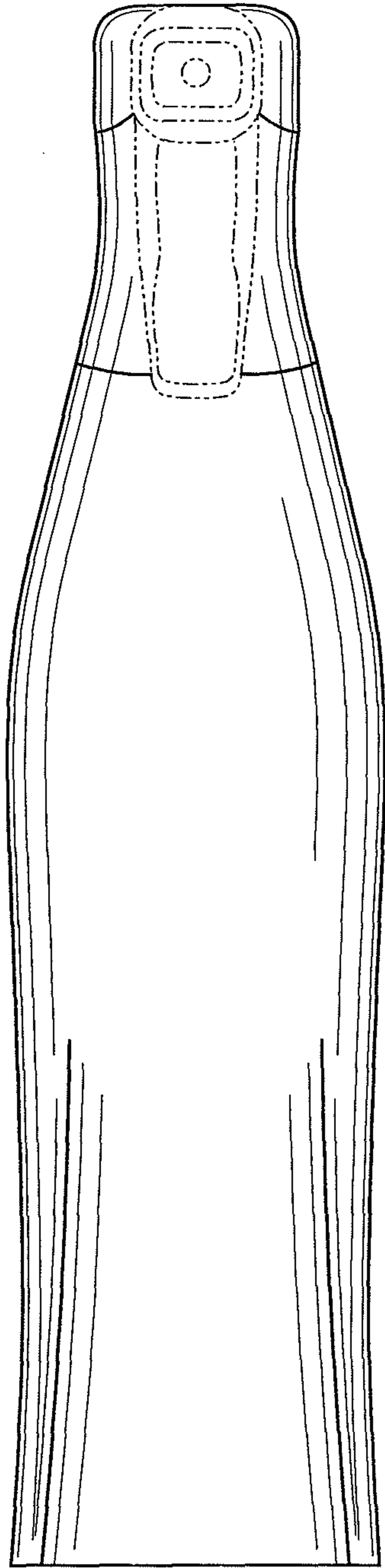
FIG. 1 is a front perspective view of the spray container showing my new design in accordance with my invention; FIG. 2 is a front elevation view thereof; FIG. 3 is a rear elevation view thereof; FIG. 4 is a left side elevation view thereof; FIG. 5 is a right side elevation view thereof; FIG. 6 is a top plan view thereof; and, FIG. 7 is bottom plan view thereof.

**1 Claim, 4 Drawing Sheets**

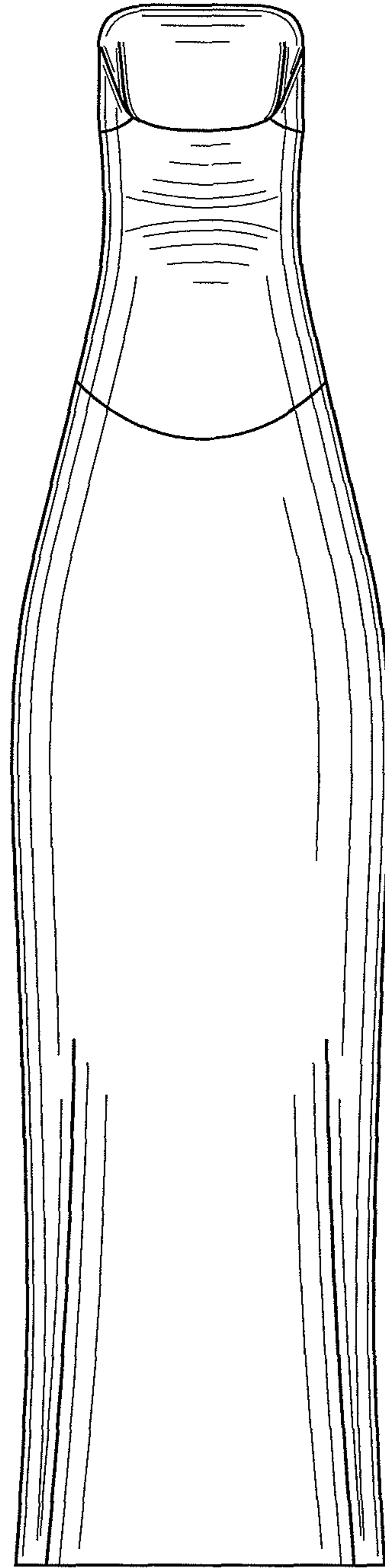




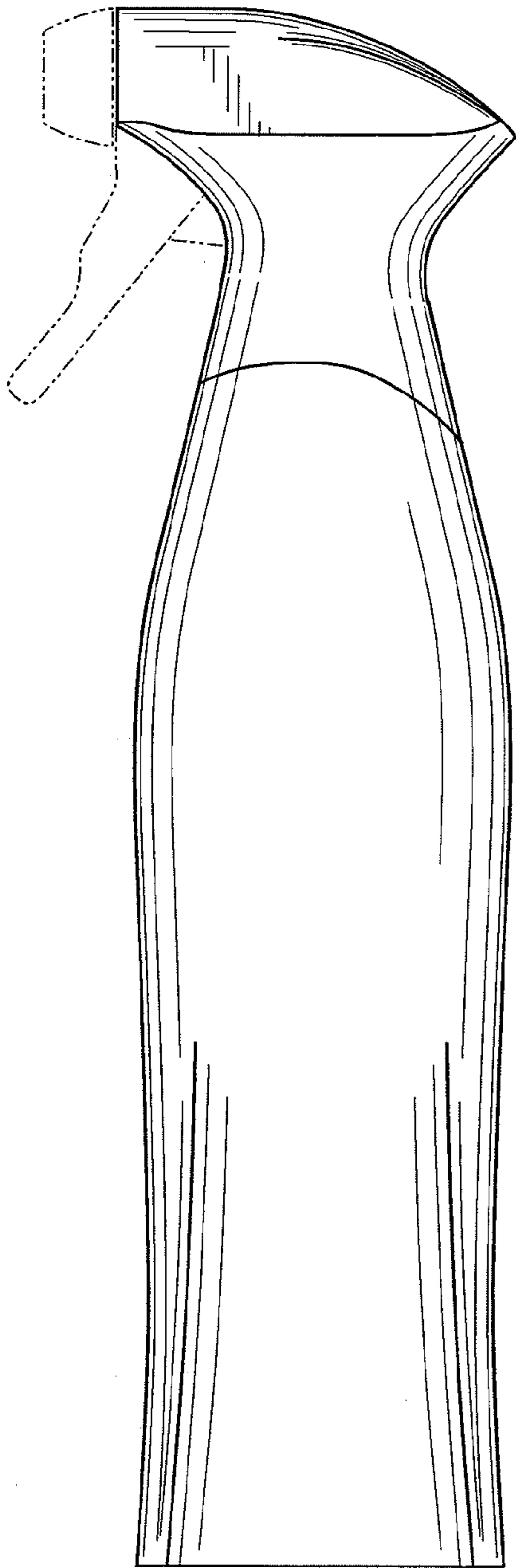
**FIG. 1**



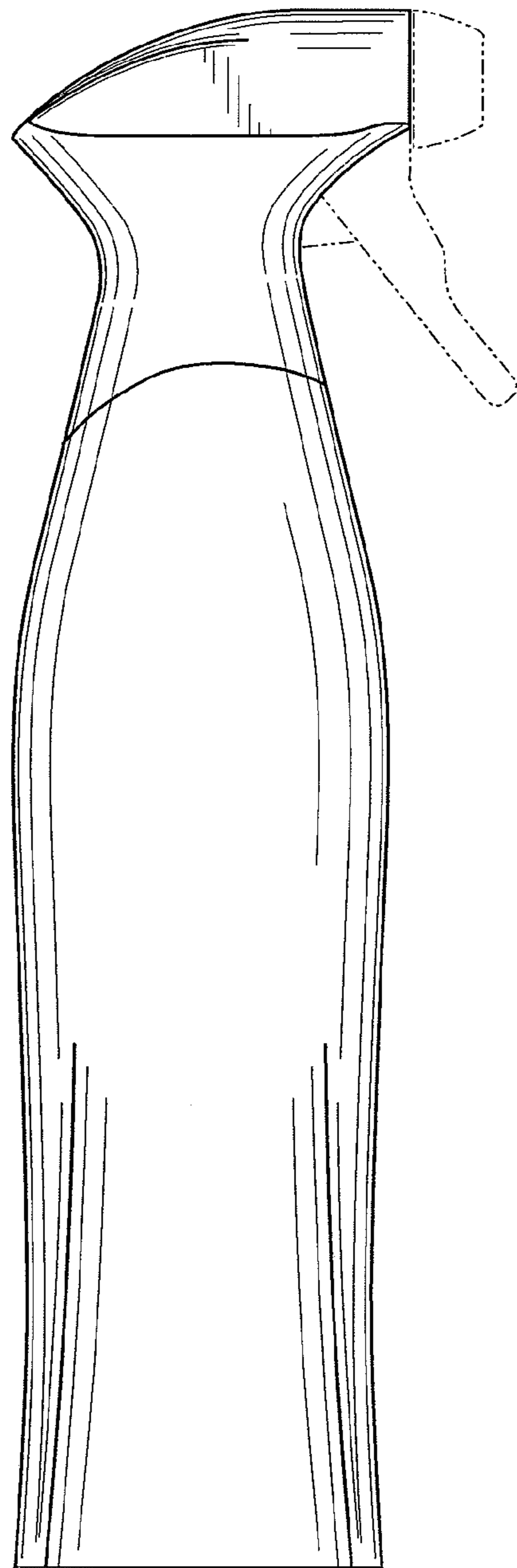
**FIG. 2**



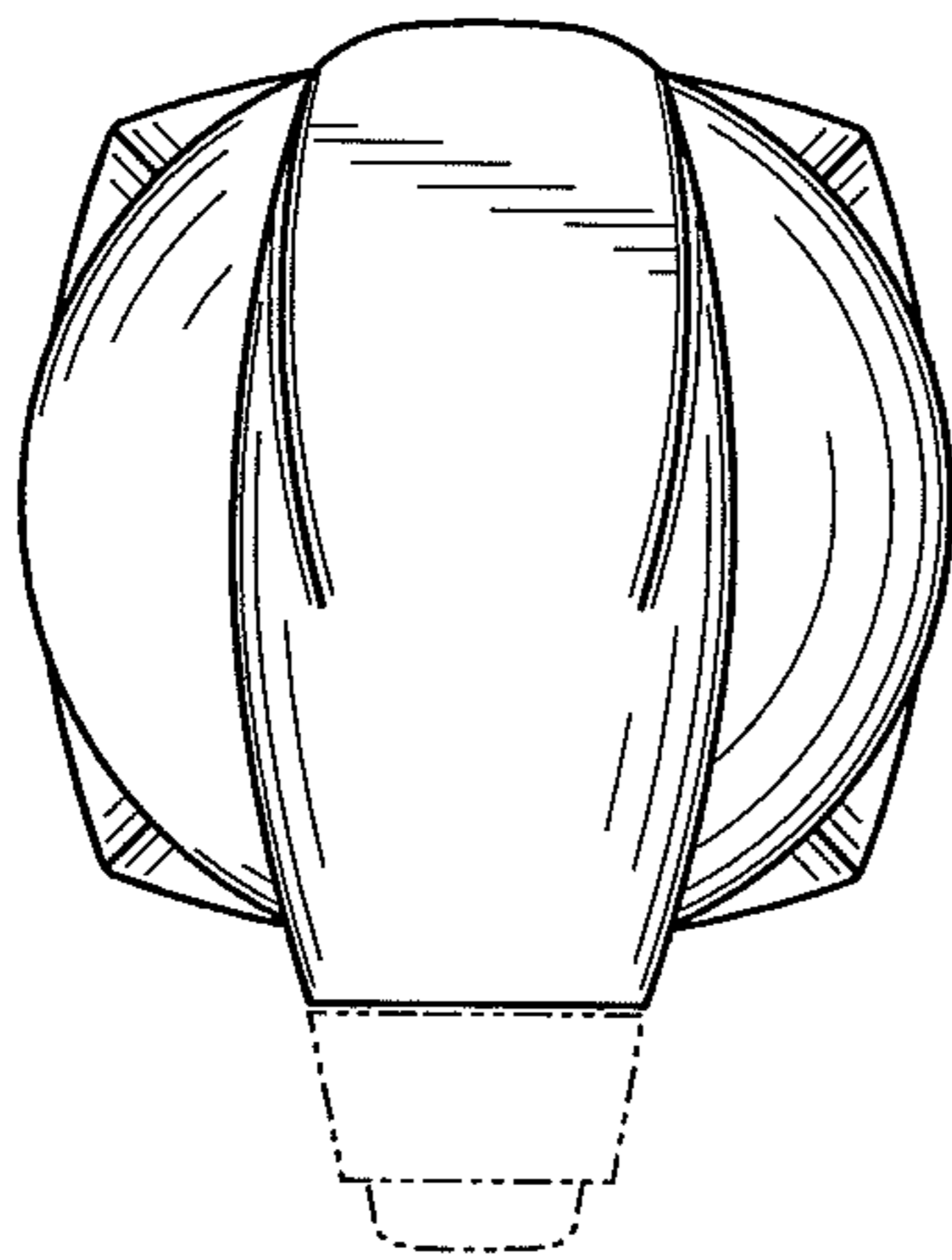
**FIG. 3**



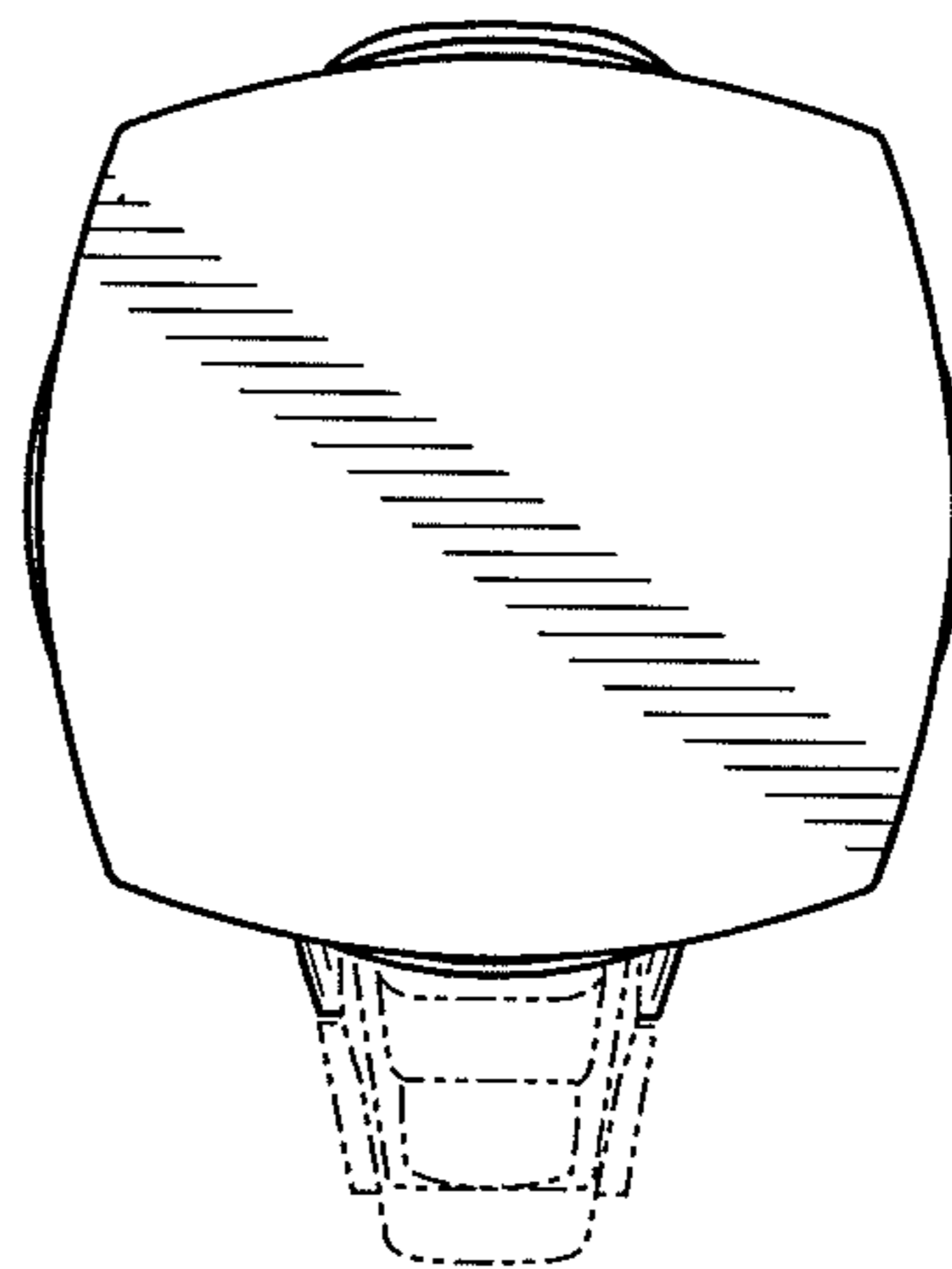
**FIG. 4**



**FIG. 5**



**FIG. 6**



**FIG. 7**