



US00D700518S

(12) **United States Design Patent**
Bangi

(10) **Patent No.:** **US D700,518 S**

(45) **Date of Patent:** **** Mar. 4, 2014**

- (54) **PANEL FOR A CONTAINER**
- (75) Inventor: **Monis Bangi**, McDonough, GA (US)
- (73) Assignee: **Constar International LLC**,
Philadelphia, PA (US)
- (**) Term: **14 Years**
- (21) Appl. No.: **29/398,722**
- (22) Filed: **Aug. 3, 2011**
- (51) **LOC (10) Cl.** **09-01**
- (52) **U.S. Cl.**
USPC **D9/516; D9/553**
- (58) **Field of Classification Search**
USPC D9/516, 500, 504, 529–530, 537–540,
D9/541–543, 545–546, 549, 552–554, 556,
D9/558, 563, 565–566, 569–570, 692,
D9/688; 215/384, 400; 220/660, 669,
220/674–675

See application file for complete search history.

| | | | | | | |
|-----------|----|---|---------|-------------------|-------|---------|
| D430,493 | S | * | 9/2000 | Weick | | D9/537 |
| D432,920 | S | * | 10/2000 | Johnson et al. | | D9/543 |
| D434,330 | S | * | 11/2000 | Rowe et al. | | D9/538 |
| D467,813 | S | * | 12/2002 | Silvers et al. | | D9/538 |
| D471,111 | S | * | 3/2003 | Kuzma et al. | | D9/543 |
| 6,796,450 | B2 | * | 9/2004 | Prevot et al. | | 215/381 |
| D525,530 | S | * | 7/2006 | Livingston et al. | | D9/538 |
| D527,649 | S | * | 9/2006 | Sasaki et al. | | D9/570 |
| D580,776 | S | * | 11/2008 | Cloughton et al. | | D9/688 |
| D593,412 | S | * | 6/2009 | Gonzalez et al. | | D9/516 |
| D593,417 | S | * | 6/2009 | Miller et al. | | D9/541 |
| 7,748,551 | B2 | * | 7/2010 | Gatewood et al. | | 215/381 |
| D630,515 | S | * | 1/2011 | Bretz et al. | | D9/520 |
| D652,734 | S | * | 1/2012 | Ungrady et al. | | D9/538 |
| D657,679 | S | * | 4/2012 | Boiros et al. | | D9/516 |
| D664,045 | S | * | 7/2012 | Toh et al. | | D9/556 |
| D667,728 | S | * | 9/2012 | Toh et al. | | D9/516 |
| D667,730 | S | * | 9/2012 | Toh et al. | | D9/538 |

* cited by examiner

Primary Examiner — Wan Laymon

(74) *Attorney, Agent, or Firm* — Greer, Burns & Crain, Ltd.

(57) **CLAIM**

The ornamental design for a panel for a container, as shown and described.

(56) **References Cited**

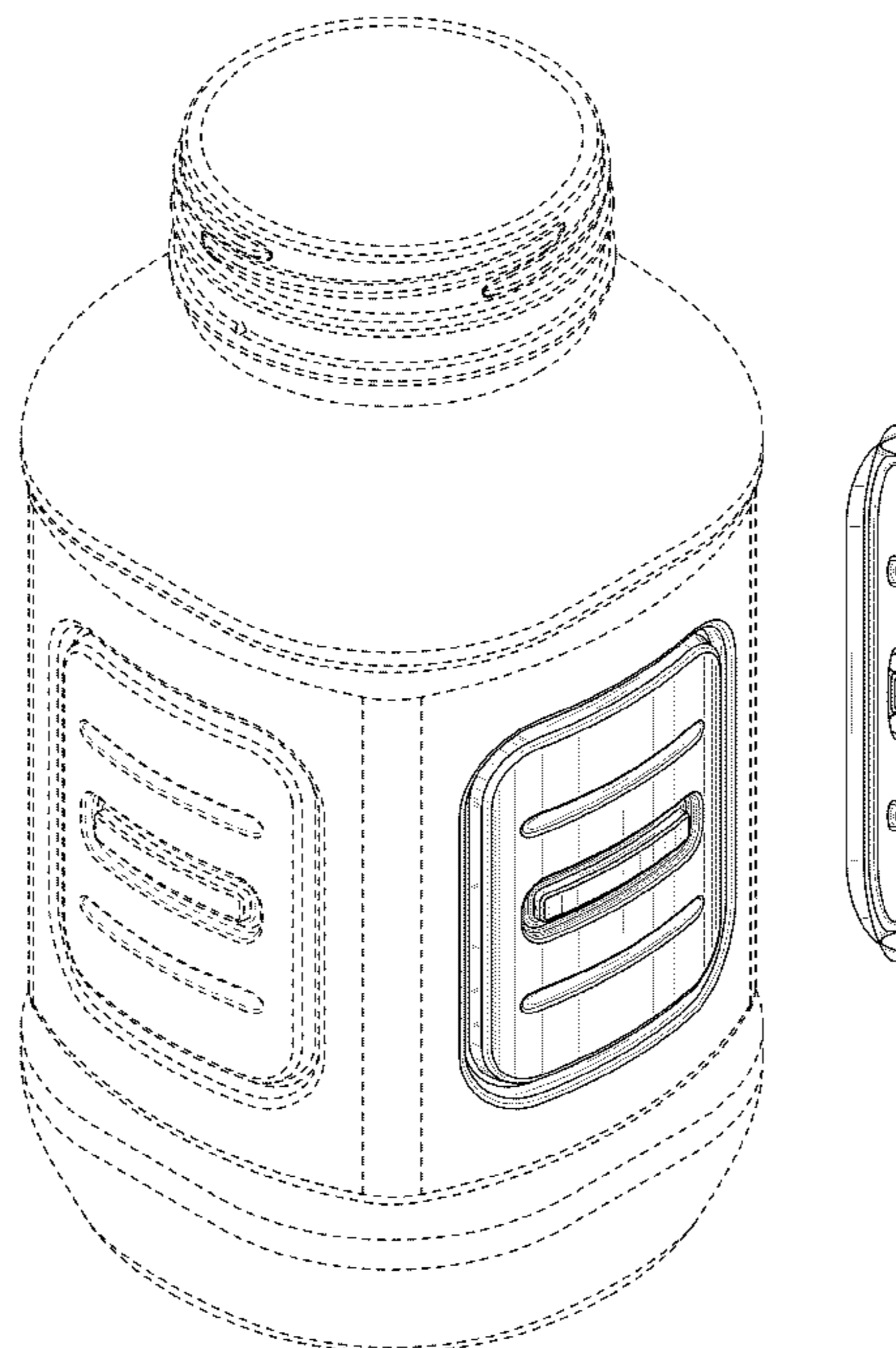
U.S. PATENT DOCUMENTS

| | | | | | | |
|-----------|---|---|---------|---------------|-------|---------|
| D279,167 | S | * | 6/1985 | Haney et al. | | D9/540 |
| 4,890,752 | A | * | 1/1990 | Ota et al. | | 215/384 |
| D315,869 | S | * | 4/1991 | Collette | | D9/538 |
| D319,584 | S | * | 9/1991 | Biesecker | | D9/540 |
| 5,141,120 | A | * | 8/1992 | Brown et al. | | 215/384 |
| 5,178,290 | A | * | 1/1993 | Ota et al. | | 220/675 |
| D366,417 | S | * | 1/1996 | Semersky | | D9/553 |
| D387,672 | S | * | 12/1997 | Biesecker | | D9/540 |
| D389,067 | S | * | 1/1998 | Lown | | D9/543 |
| 5,762,221 | A | * | 6/1998 | Tobias et al. | | 215/381 |
| D402,896 | S | * | 12/1998 | Conrad | | D9/543 |
| 6,044,997 | A | * | 4/2000 | Ogg | | 215/384 |

DESCRIPTION

FIG. 1 is a top perspective view of a container including the present panel;
 FIG. 2 is a front view of the panel of FIG. 1;
 FIG. 3 is a left side view of the panel of FIG. 1, the right side view being a mirror image of same; and,
 FIG. 4 is a top view of the panel of FIG. 1.
 The structure shown in broken lines is for environment purposes only and does not form part of the claimed invention.

1 Claim, 2 Drawing Sheets



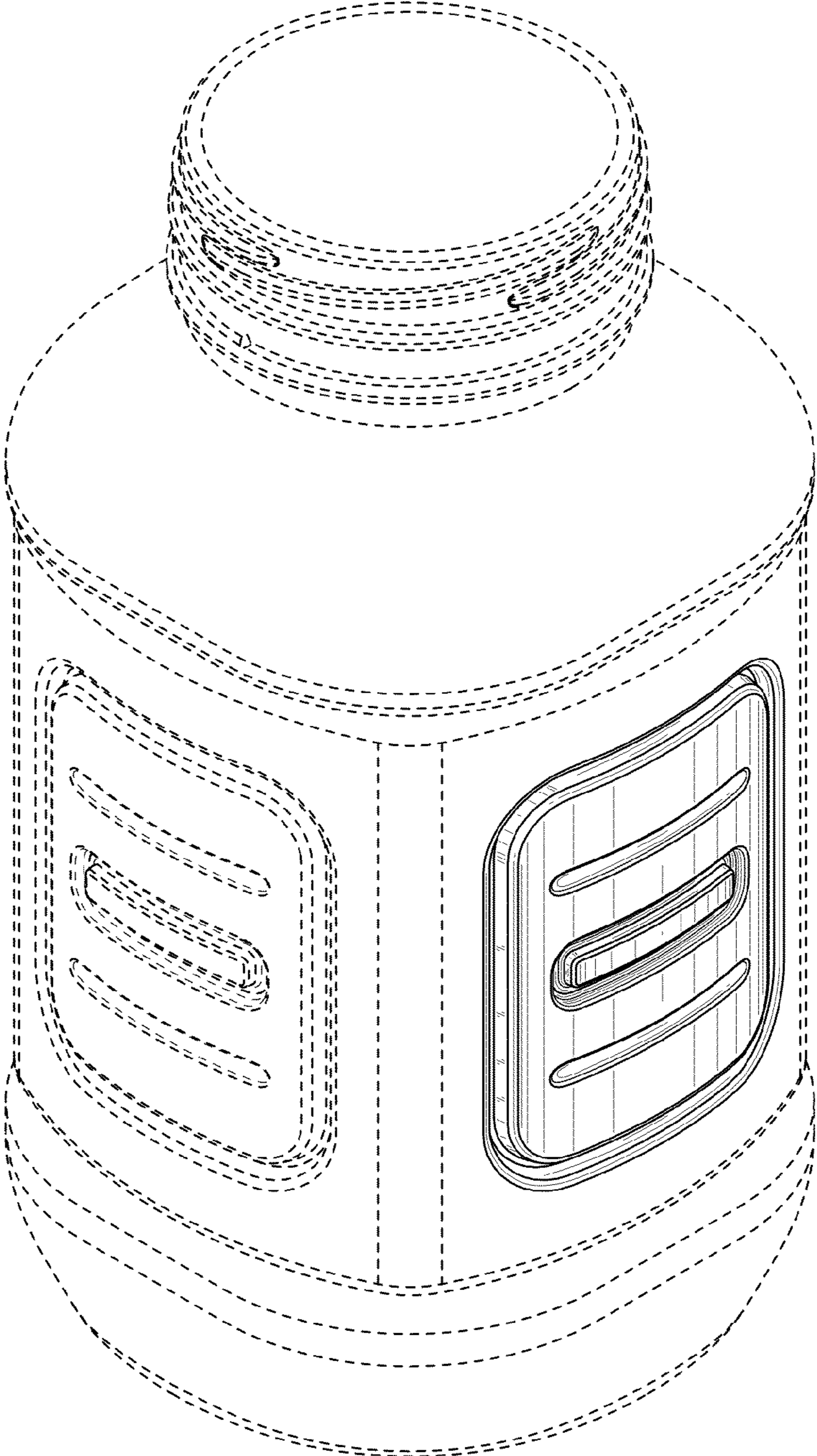


FIG. 1

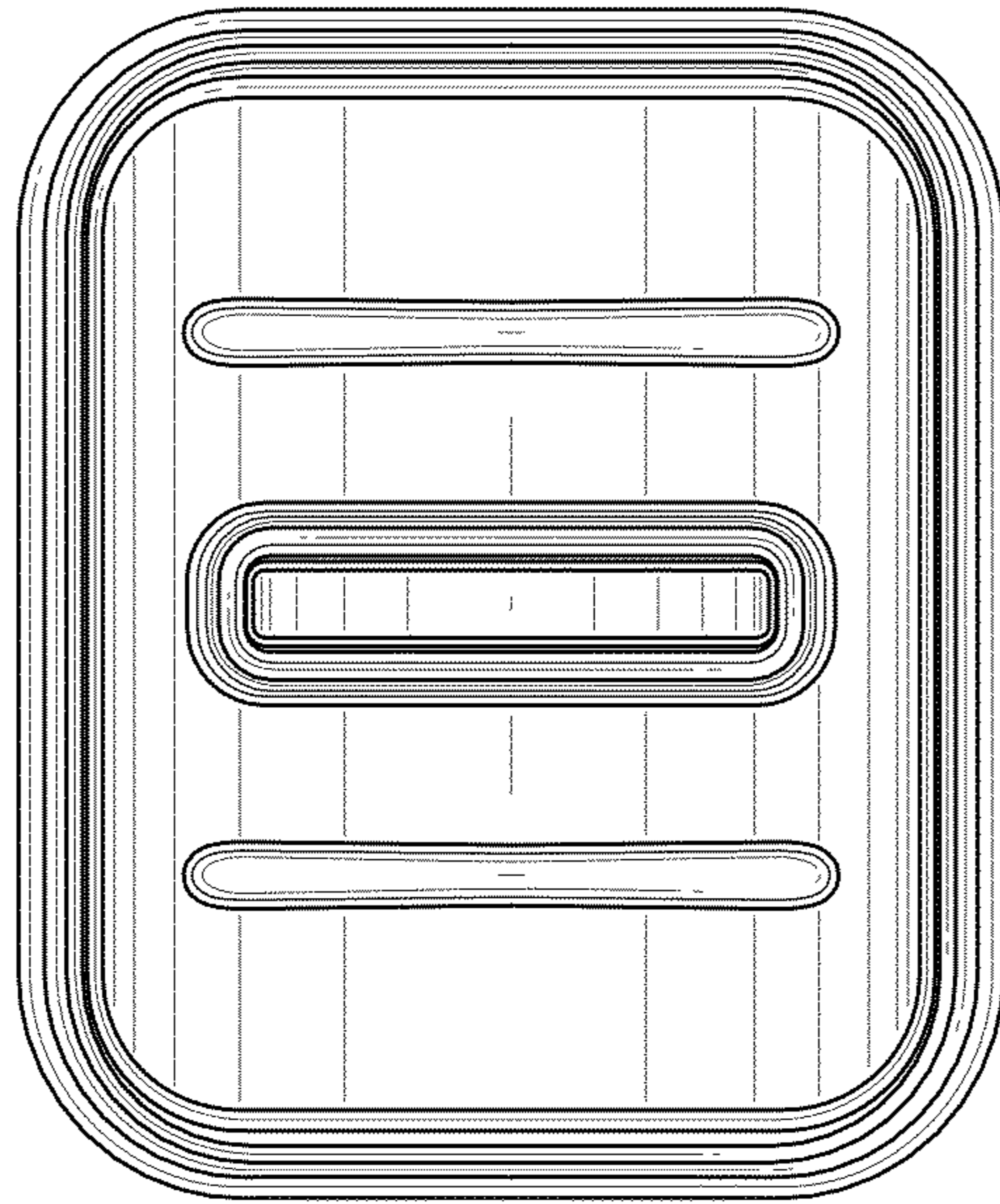


FIG. 2

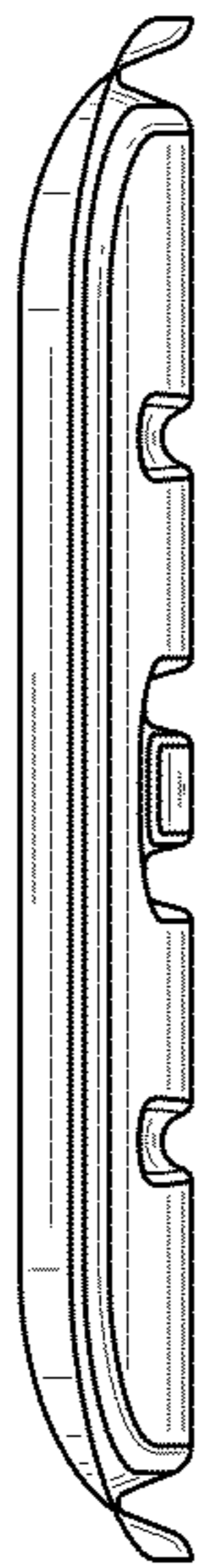


FIG. 3




FIG. 4