



US00D700505S

(12) **United States Design Patent**
Totten

(10) **Patent No.:** **US D700,505 S**
(45) **Date of Patent:** **** Mar. 4, 2014**

(54) **HOLDER**

(75) Inventor: **Charles B. Totten**, Greensboro, NC (US)

(73) Assignee: **Camco Manufacturing, inc.**, Greensboro, NC (US)

(**) Term: **14 Years**

(21) Appl. No.: **29/421,565**

(22) Filed: **Aug. 16, 2012**

(51) **LOC (10) Cl.** **08-05**

(52) **U.S. Cl.**
USPC **D8/370**

(58) **Field of Classification Search**
USPC D8/370; D7/620; 211/119;
248/302-303

See application file for complete search history.

(56) **References Cited**

U.S. PATENT DOCUMENTS

754,285	A *	3/1904	Dick	248/302
1,554,740	A *	9/1925	Licht	248/303
1,707,120	A *	3/1929	Gordon	248/303
4,301,638	A *	11/1981	Schmidgall	52/687
D276,977	S *	1/1985	Gunnells	D8/373
D416,285	S *	11/1999	Richard	D19/20
D457,420	S *	5/2002	Kalat	D8/370
D566,480	S	4/2008	Lawler	
D628,835	S	12/2010	Valentine, Jr.	
D648,604	S	11/2011	Allred	
D660,102	S	5/2012	Allred	

OTHER PUBLICATIONS

RefNo. 1, Beverage Butler Outdoor Drink Holder, Beverage-Holder, website (www.amazon.com), 1 Page, Aug. 10, 2012.

Ref No. 2, Wun'Mo Drink Holder, Wun'Mo, website (www.wunmo.com), 1 Page, Aug. 10, 2012.

Ref No. 3, Beverage Holder with Side Tray, Beverageholder.com website (www.amazon.com), 1 Page, Aug. 10, 2012.

Ref No. 4, TopsyStix, Topsy Stixs, website (www.tipsystixs.com), 1 Page, Aug. 10, 2012.

* cited by examiner

Primary Examiner — Holly Baynham

(57) **CLAIM**

The ornamental design for a holder, as shown and described.

DESCRIPTION

FIG. 1 is a front, top left perspective view of a holder according to the invention;

FIG. 2 is a reduced scale front, top, left perspective view of a holder in use as intended; and;

FIG. 3 is a right elevational view according to the invention; and,

FIG. 4 is a left elevational view according to the invention; and,

FIG. 5 is a front elevational view according to the invention; and,

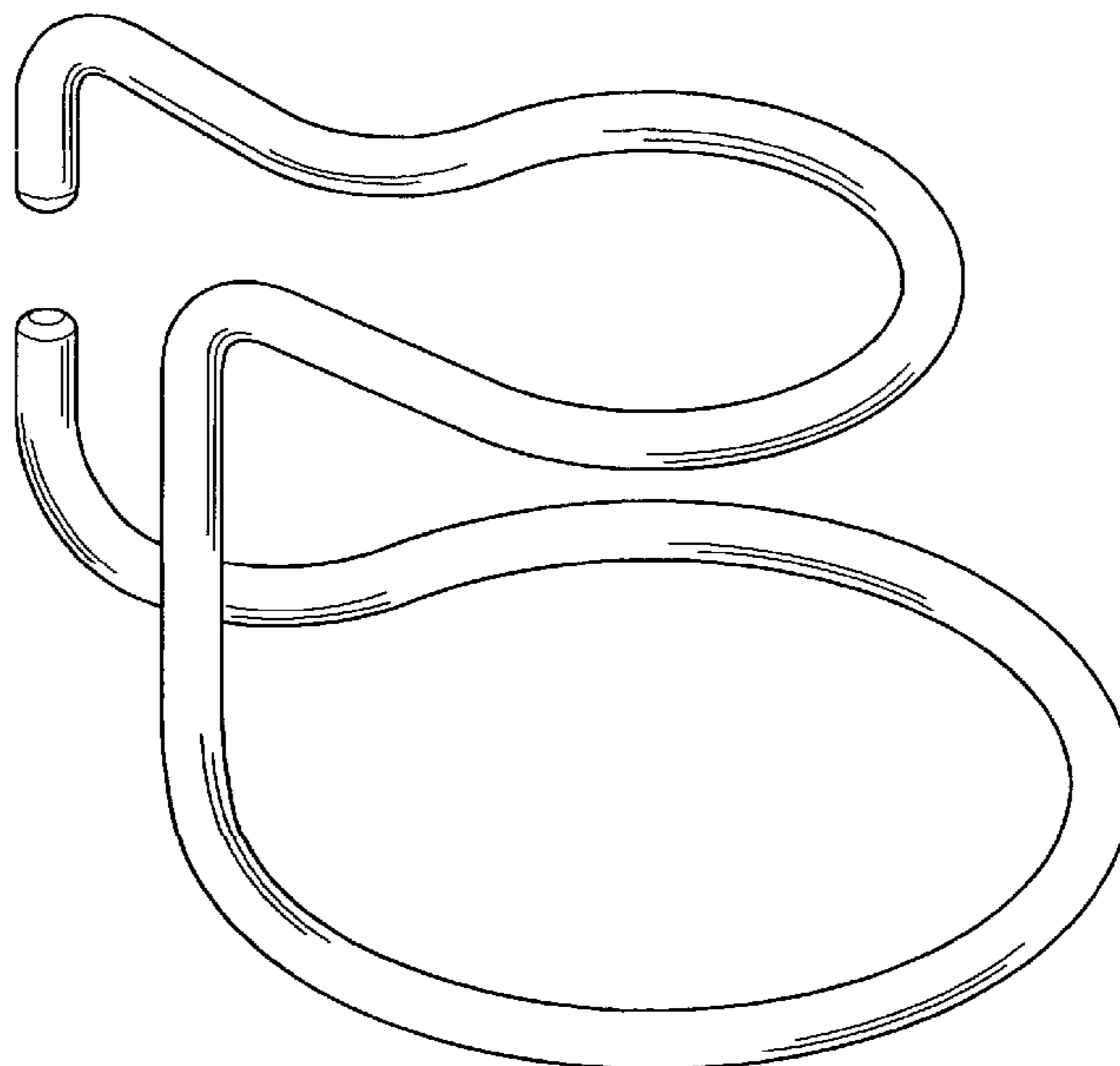
FIG. 6 is a back elevational view according to the invention; and,

FIG. 7 is a top plan view according to the invention; and,

FIG. 8 is a bottom plan view according to the invention.

The broken lines showing a stand are for the purpose of illustrating environment and form no part of the claimed design.

1 Claim, 6 Drawing Sheets



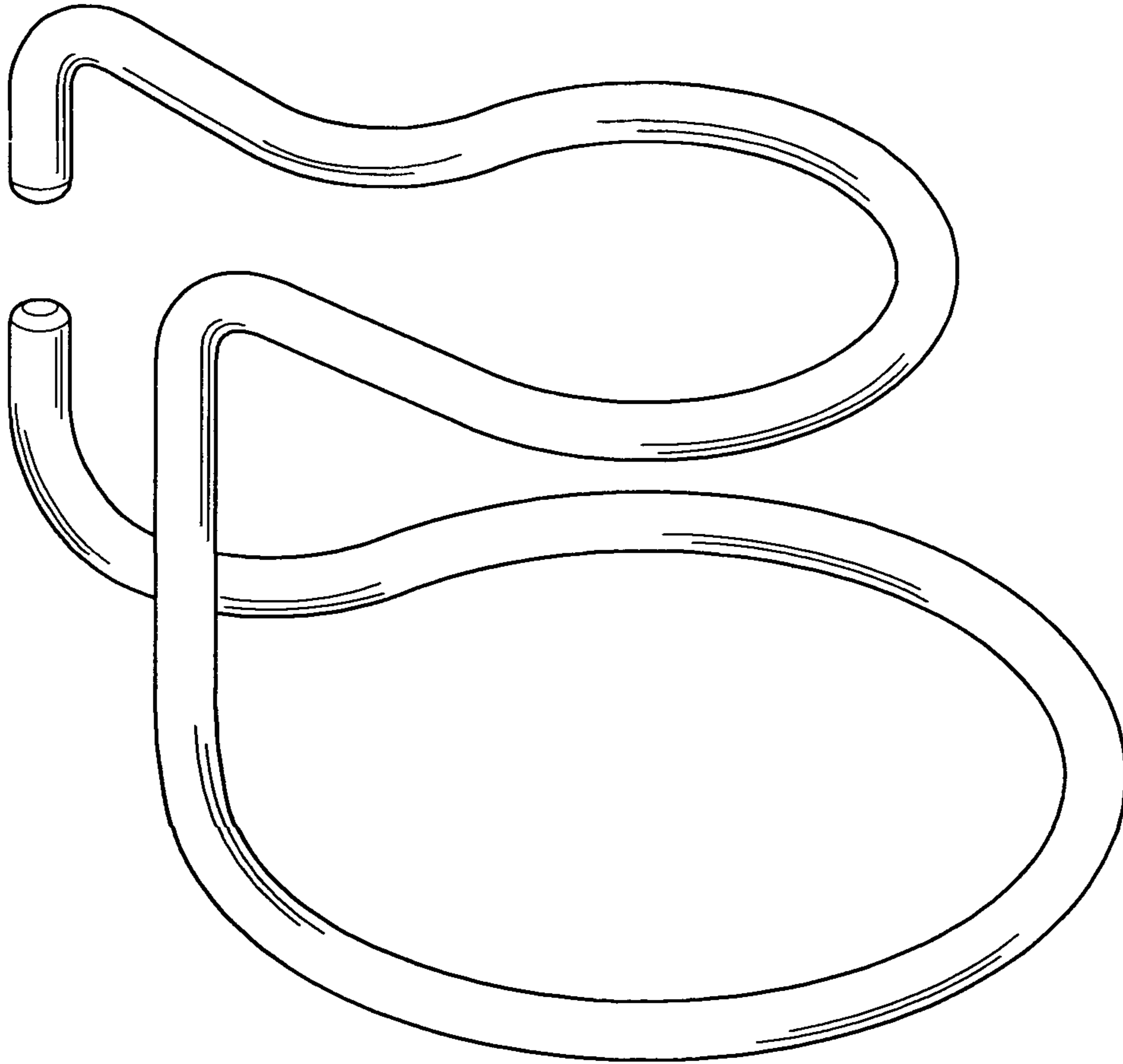


Fig. 1

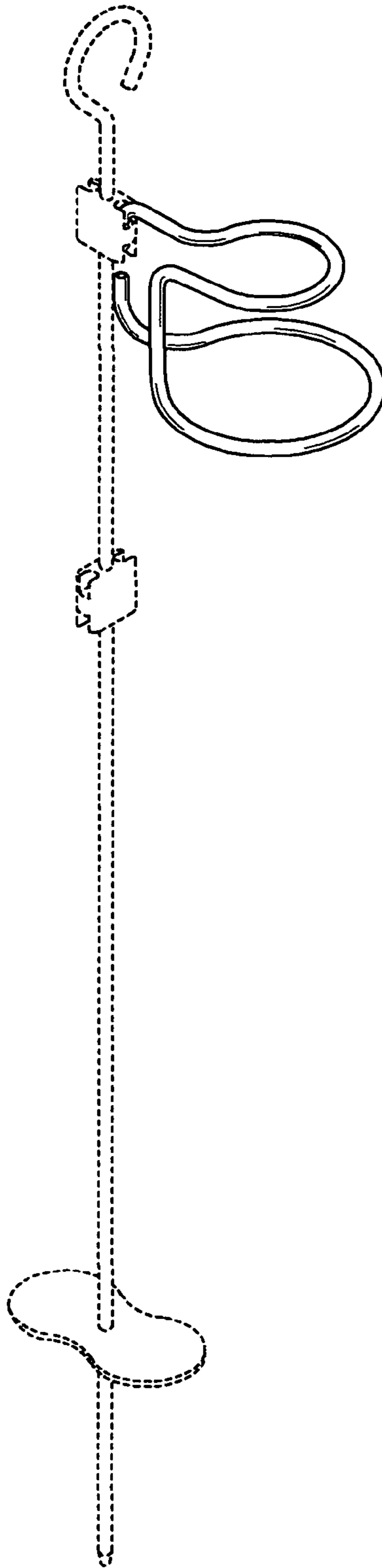


Fig. 2




Fig. 3

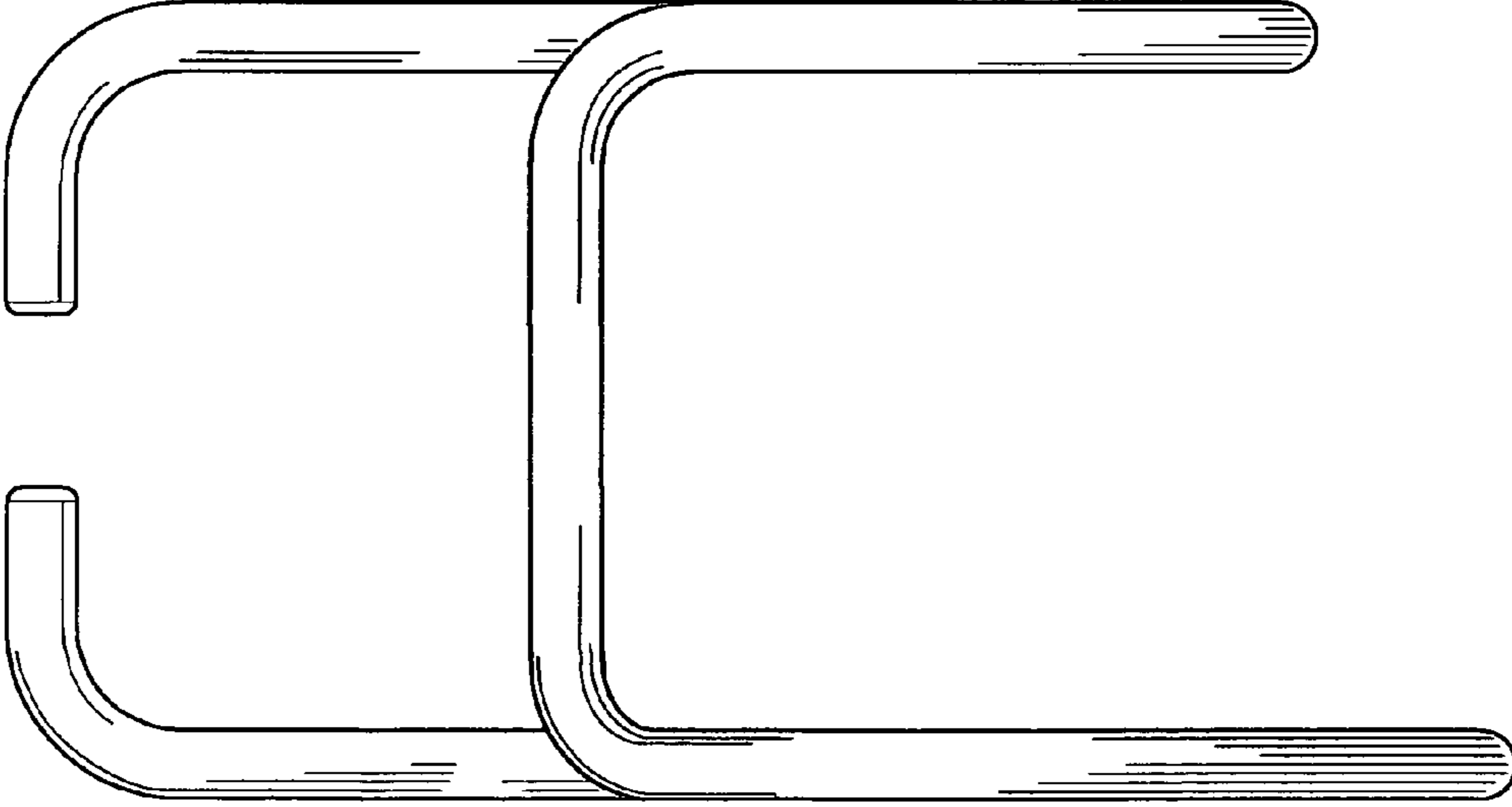


Fig. 4




Fig. 5

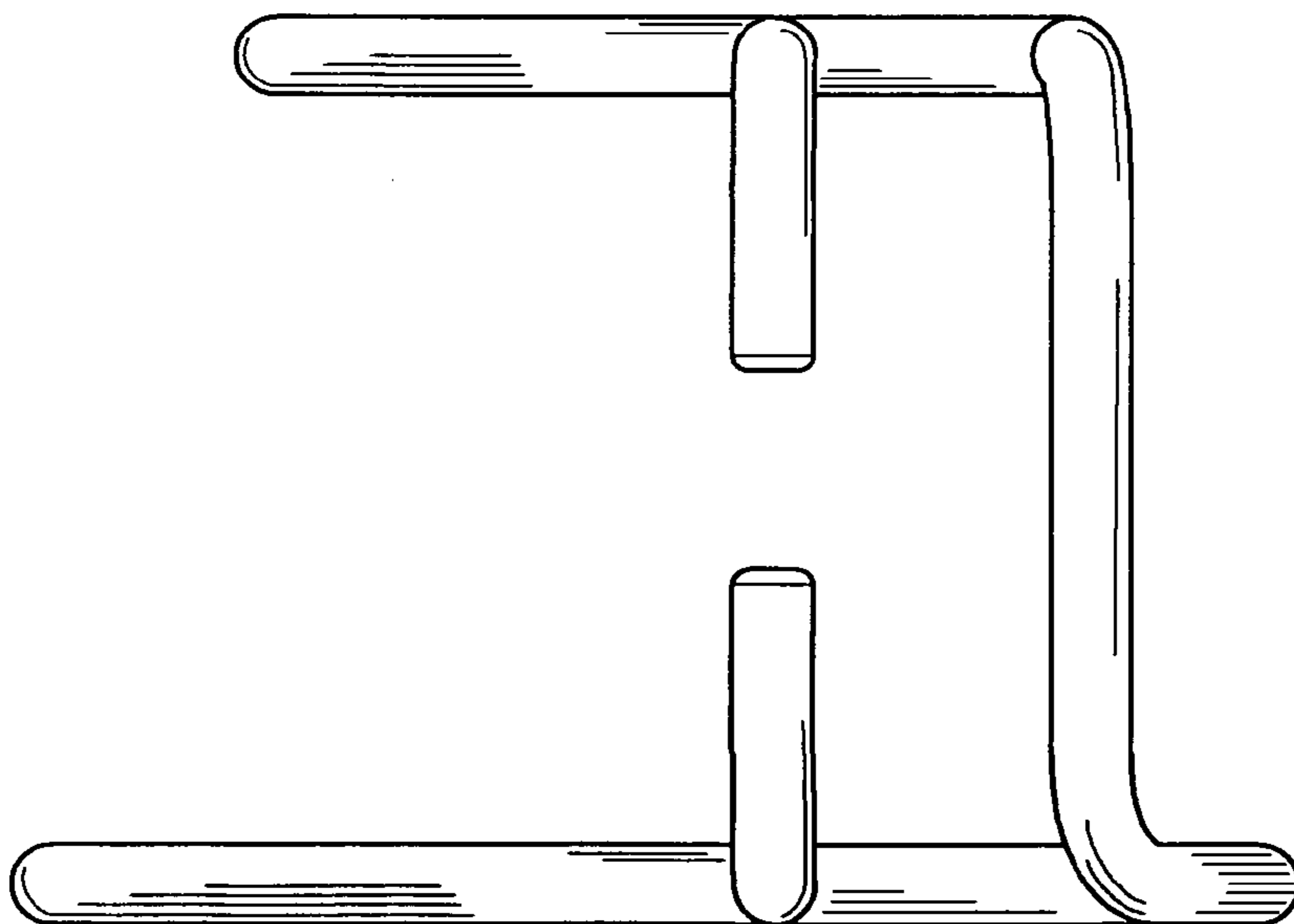


Fig. 6

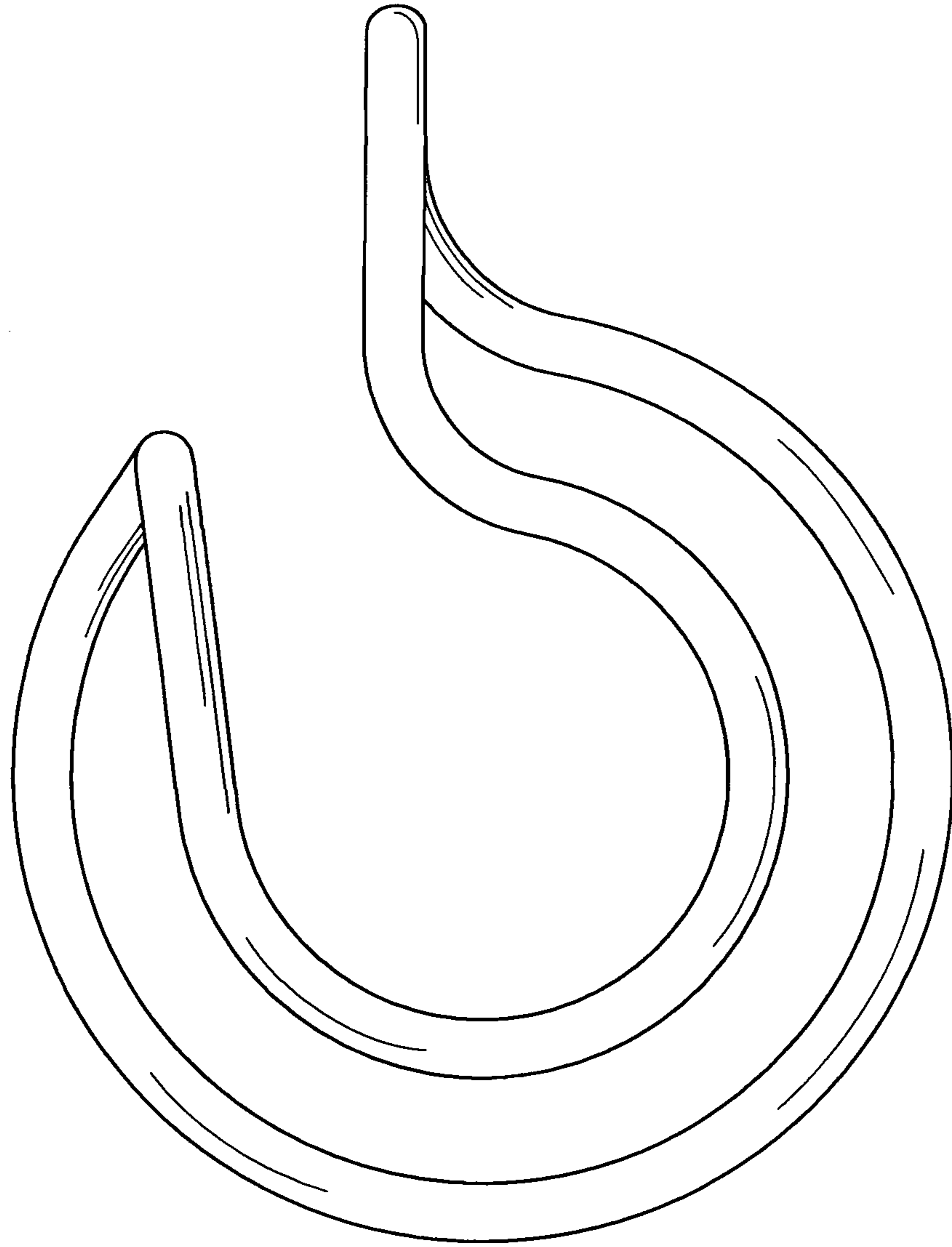


Fig. 7




Fig. 8