



US00D700500S

(12) **United States Design Patent**  
**Cochrane**

(10) **Patent No.:** **US D700,500 S**  
(45) **Date of Patent:** **\*\* Mar. 4, 2014**

(54) **SECURITY PLATE**

(75) Inventor: **Ian Dundonald Cochrane**, Iklin (MT)

(73) Assignee: **Shield Projects Limited**, Iklin (MT)

(\*\*) Term: **14 Years**

(21) Appl. No.: **29/432,293**

(22) Filed: **Sep. 14, 2012**

(51) **LOC (10) Cl.** ..... **08-07**

(52) **U.S. Cl.**  
USPC ..... **D8/343**

(58) **Field of Classification Search**  
USPC ..... D8/330, 331, 339, 343, 344, 345, 300,  
D8/302; 70/14, 51-56, 141, 224, 431, 455,  
70/466, 450; 292/177-181, 282, 279, 280,  
292/269, 273, 275, 277, 298, 302, 359, 337,  
292/340, 336.3

See application file for complete search history.

(56) **References Cited**

**U.S. PATENT DOCUMENTS**

|           |     |         |             |       |           |
|-----------|-----|---------|-------------|-------|-----------|
| 1,847,147 | A * | 3/1932  | Thomas, Jr. | ..... | 285/179.1 |
| 4,152,910 | A * | 5/1979  | Swisher     | ..... | 70/159    |
| 4,474,394 | A * | 10/1984 | Crepinsek   | ..... | 292/340   |
| 6,016,623 | A * | 1/2000  | Celestine   | ..... | 43/61     |
| D427,440  | S * | 7/2000  | Rowan       | ..... | D6/300    |

|           |      |         |                 |       |          |
|-----------|------|---------|-----------------|-------|----------|
| D446,107  | S *  | 8/2001  | Carter          | ..... | D8/346   |
| D525,859  | S *  | 8/2006  | Eichert et al.  | ..... | D8/344   |
| 7,143,513 | B2 * | 12/2006 | Taubmann et al. | ..... | 29/893.1 |
| 7,437,962 | B2 * | 10/2008 | Taubmann et al. | ..... | 74/89.1  |
| D582,252  | S *  | 12/2008 | Cameron         | ..... | D8/343   |
| 8,025,126 | B1 * | 9/2011  | Lefavor         | ..... | 182/45   |
| 8,510,995 | B2 * | 8/2013  | Fulton et al.   | ..... | 49/460   |

\* cited by examiner

*Primary Examiner* — Prabhakar Deshmukh

(74) *Attorney, Agent, or Firm* — Michael Best & Friedrich LLP

(57) **CLAIM**

The ornamental design for a security plate, as shown and described.

**DESCRIPTION**

FIG. 1 is a perspective view of a security plate showing my new design;

FIG. 2 is a front elevational view thereof;

FIG. 3 is a rear elevational view thereof;

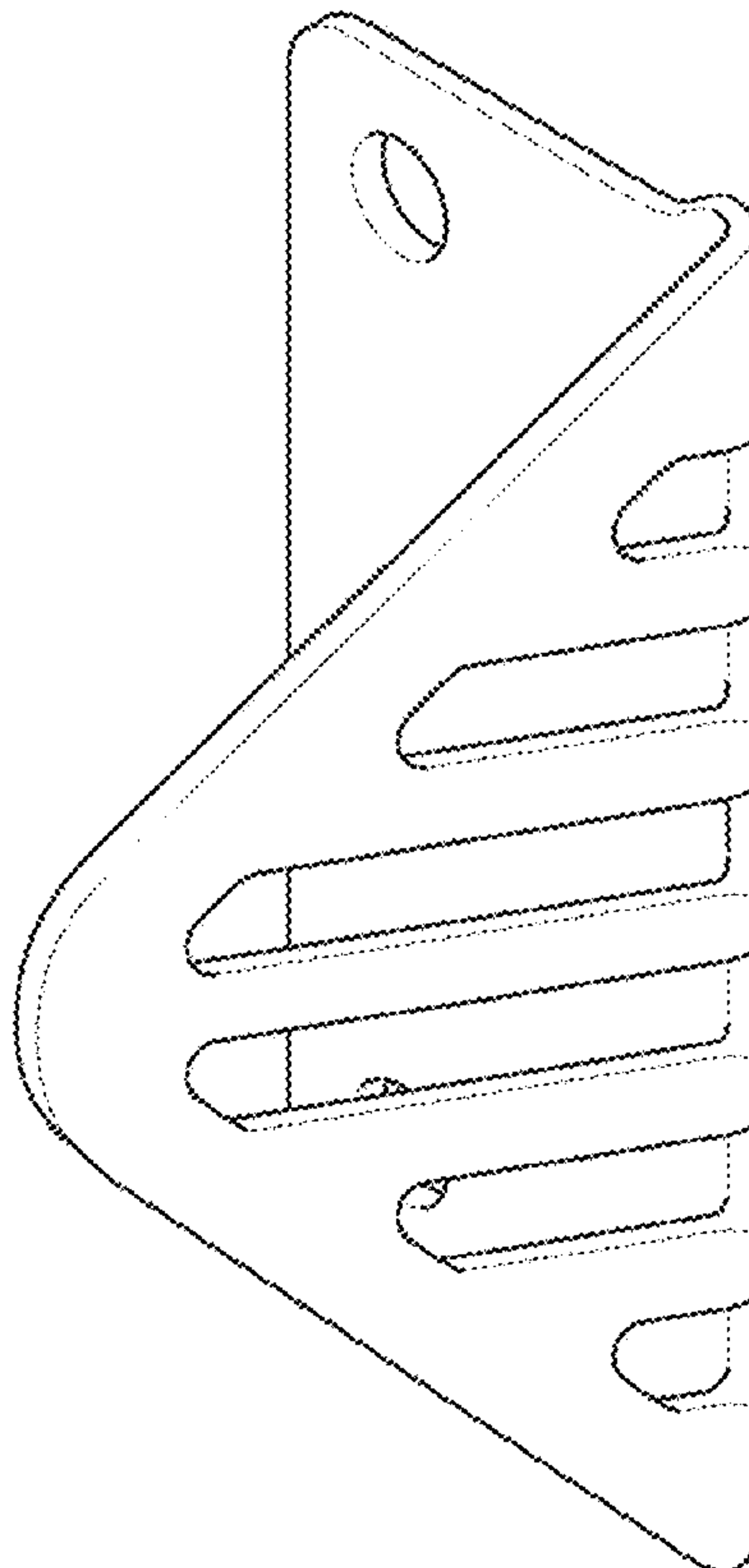
FIG. 4 is a top plan view thereof;

FIG. 5 is a bottom plan view thereof;

FIG. 6 is a left side elevational view thereof; and,

FIG. 7 is a right side elevational view thereof.

**1 Claim, 6 Drawing Sheets**



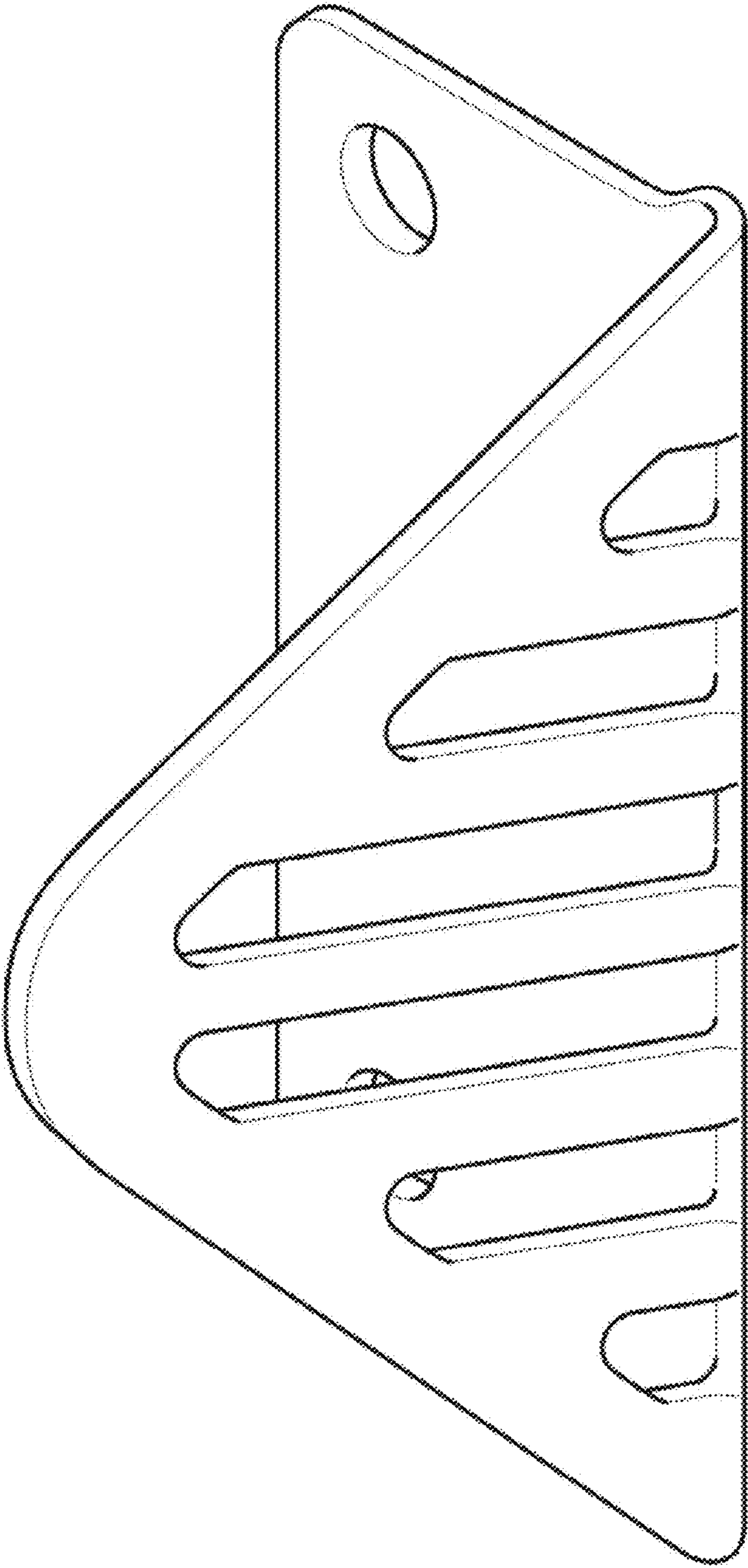


FIGURE 1

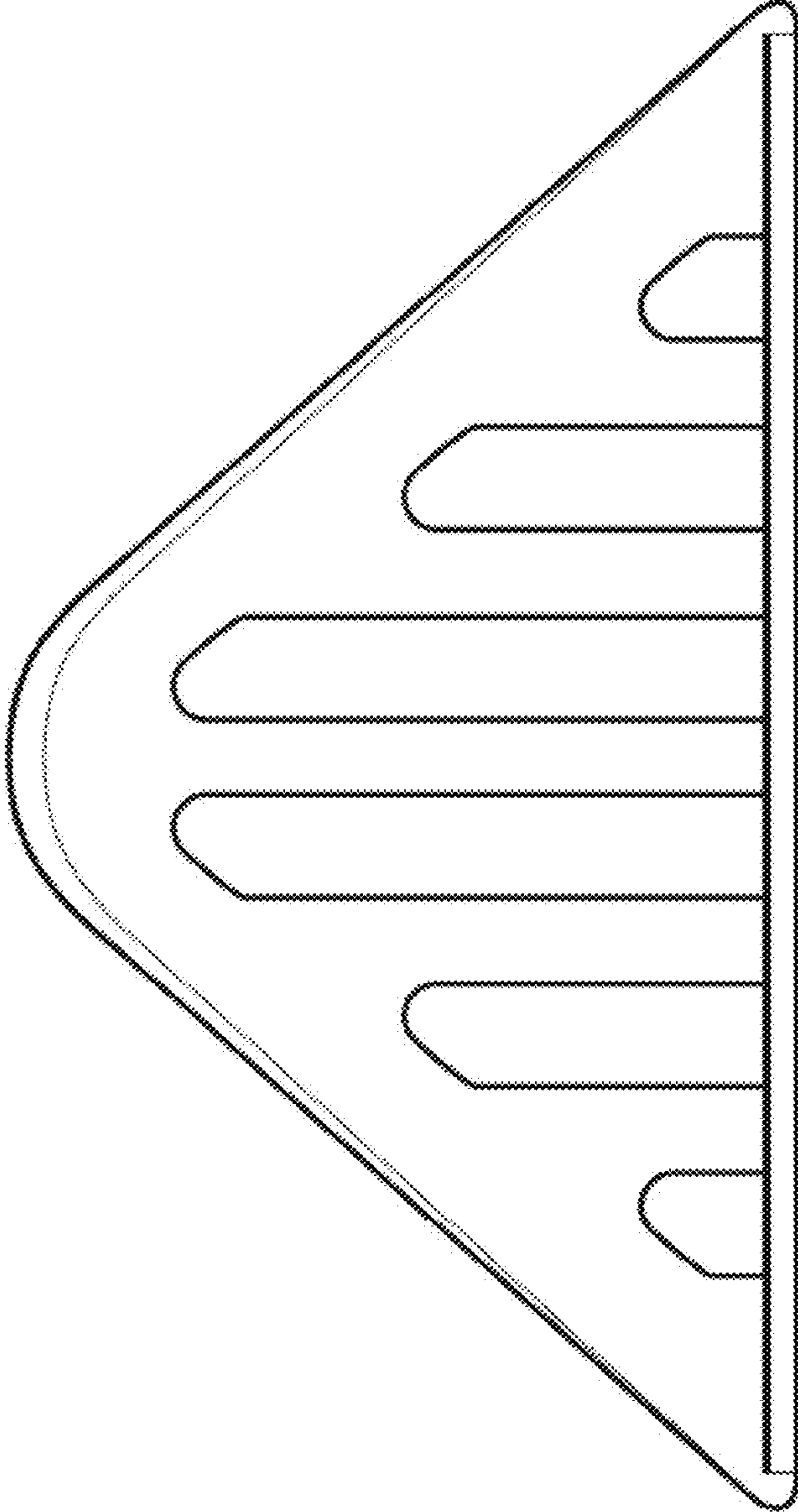


FIGURE 2

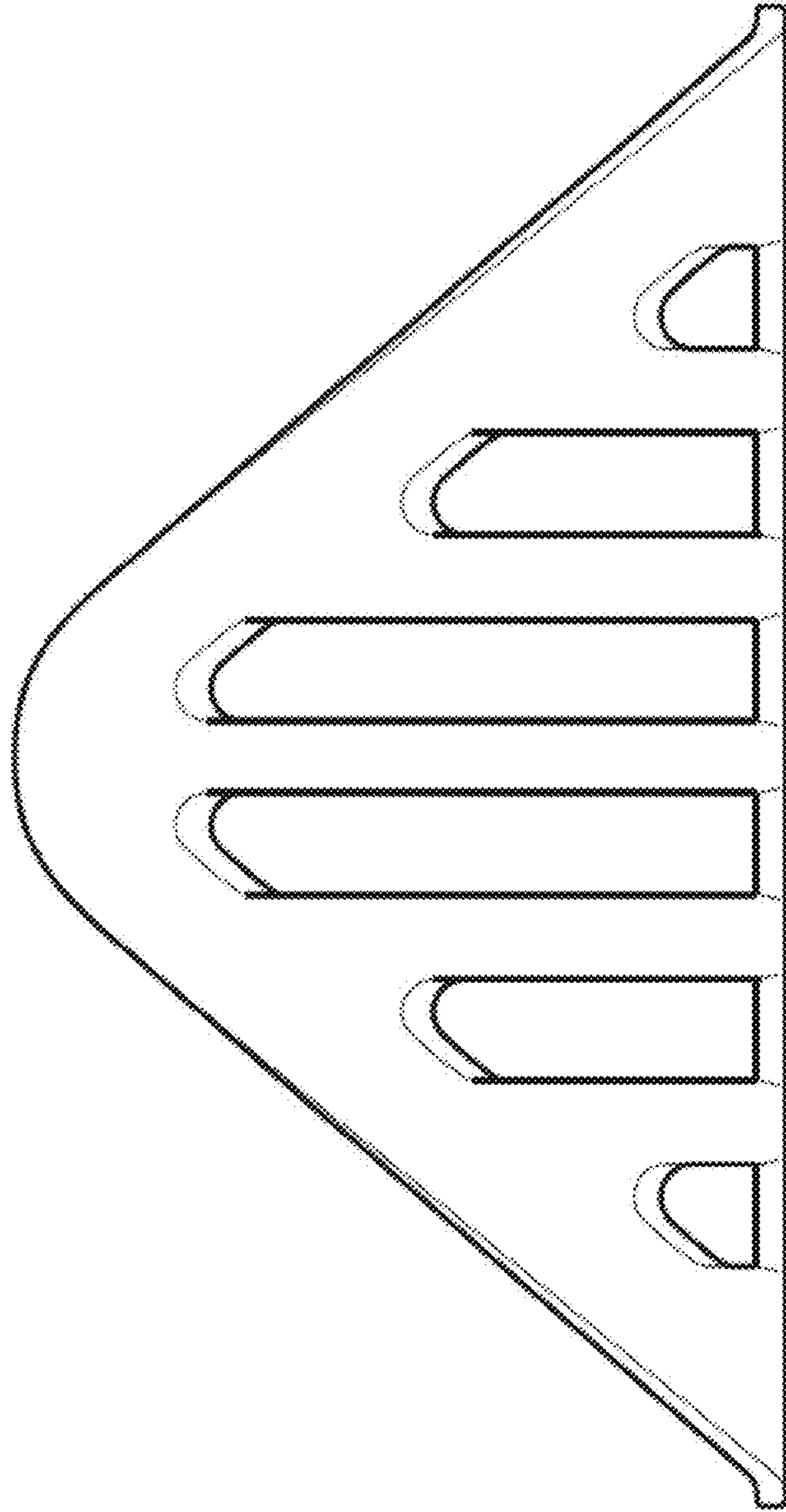


FIGURE 3

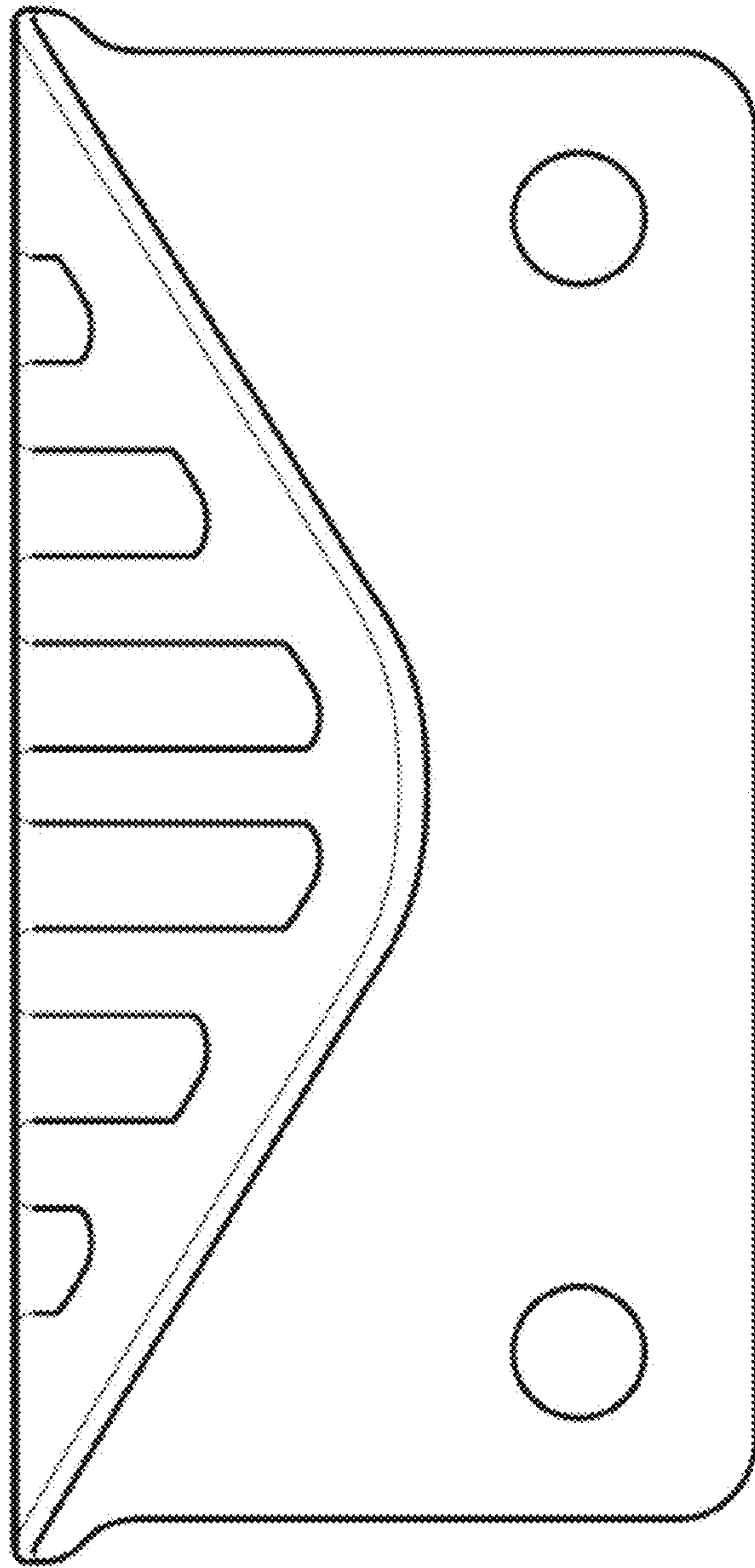


FIGURE 4






FIGURE 5

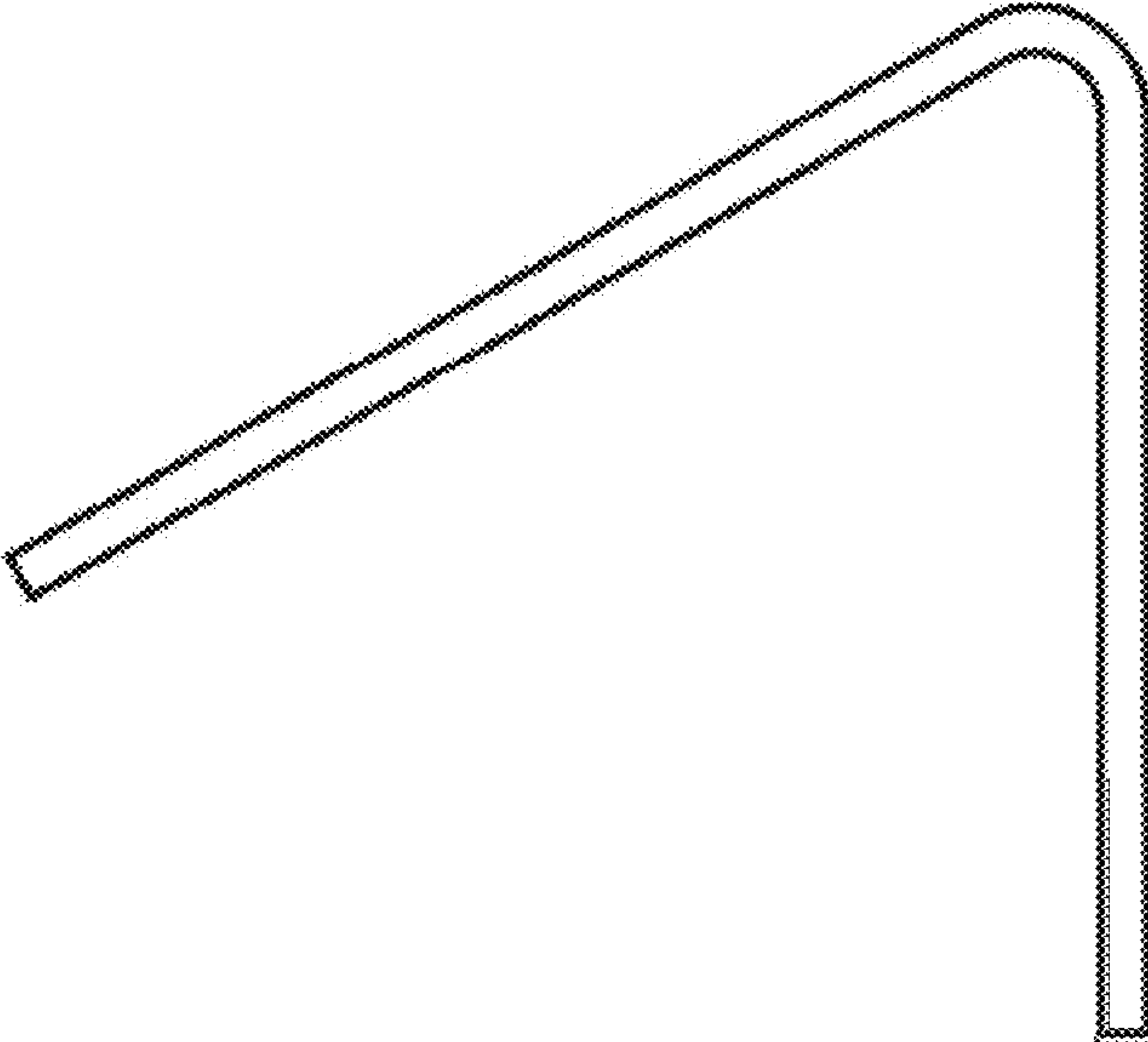


FIGURE 6

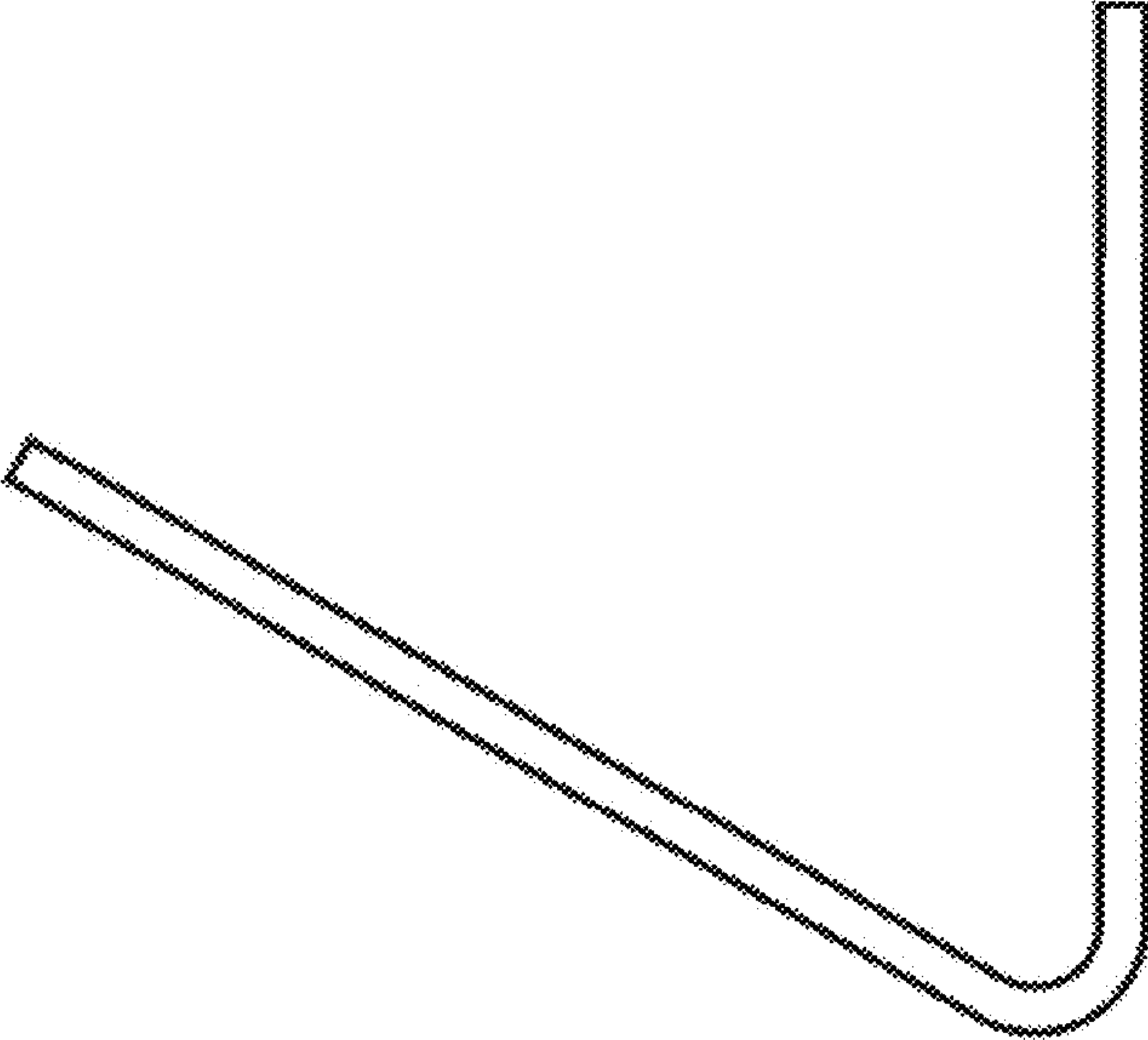


FIGURE 7