



US00D700486S

(12) **United States Design Patent**
Deshpande et al.

(10) **Patent No.:** **US D700,486 S**
(45) **Date of Patent:** **** Mar. 4, 2014**

(54) **HANDLE FOR A RATCHET ASSEMBLY**
(75) Inventors: **Dhananjay B. Deshpande**, Twinsburg, OH (US); **Cynthia K. Eubank**, Barberton, OH (US)
(73) Assignee: **Cequent Consumer Products, Inc.**, Solon, OH (US)
(**) Term: **14 Years**
(21) Appl. No.: **29/420,338**
(22) Filed: **May 8, 2012**
(51) **LOC (10) Cl.** **08-05**
(52) **U.S. Cl.**
USPC **D8/44**
(58) **Field of Classification Search**
USPC D8/44, 71, 356, 364, 382-838;
D13/154-155; 29/356, 358; 248/218.4,
248/219.1-219.2, 219.4
See application file for complete search history.

5,103,536 A 4/1992 Kamper
5,109,737 A 5/1992 Raber
D328,840 S 8/1992 Jensen
5,228,202 A 7/1993 Liao
5,282,296 A 2/1994 Huang
5,404,615 A 4/1995 Wafer et al.
5,423,644 A 6/1995 First, Sr.
5,426,826 A 6/1995 Takimoto
5,471,899 A 12/1995 Twomlow
5,549,429 A 8/1996 Sergent
5,560,086 A 10/1996 Huang
5,779,001 A 7/1998 Skyba
5,855,045 A 1/1999 Miura
5,911,798 A 6/1999 Arnold
6,007,053 A 12/1999 Huang
6,038,946 A 3/2000 Jackson et al.
6,108,821 A 8/2000 Malsoute
6,195,848 B1 3/2001 Jackson et al.
6,196,092 B1 3/2001 Potter
6,230,370 B1 5/2001 Nelsen

(Continued)

Primary Examiner — Adir Aronovich
Assistant Examiner — Roselynn Cody
(74) *Attorney, Agent, or Firm* — McDonald Hopkins LLC

(56) **References Cited**
U.S. PATENT DOCUMENTS

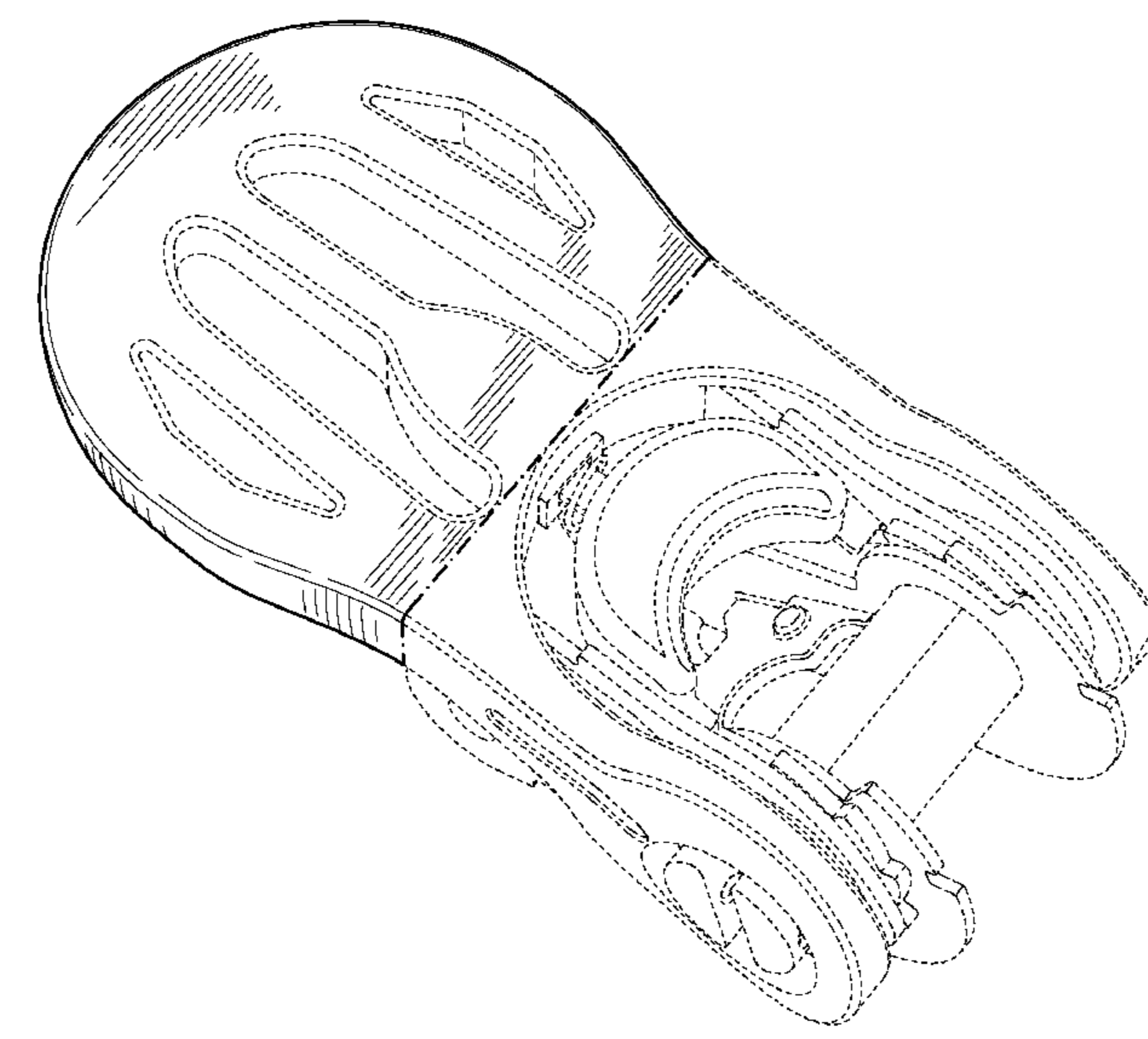
384,512 A 6/1888 Dillon
604,302 A 5/1898 Clark
1,606,221 A 11/1926 Hergesheimer
2,526,216 A 10/1950 Gartner
2,597,351 A 5/1952 MacKenzie
3,718,315 A 2/1973 Huber
3,826,473 A 7/1974 Huber
3,844,317 A 10/1974 Angarola et al.
3,965,539 A 6/1976 Golden
4,155,537 A 5/1979 Bronson et al.
4,227,286 A 10/1980 Holmberg
4,268,012 A 5/1981 Ruehle et al.
4,440,517 A 4/1984 Potter et al.
4,510,651 A 4/1985 Prete, Jr. et al.
4,913,608 A 4/1990 Royball
5,101,537 A 4/1992 Cummings

(57) **CLAIM**
The ornamental design for a handle of a ratchet assembly, as shown and described.

DESCRIPTION

FIG. 1 is a top perspective view of a handle of a ratchet assembly showing our new design;
FIG. 2 is a side view thereof;
FIG. 3 is a top view thereof;
FIG. 4 is a bottom view thereof;
FIG. 5 is a front view thereof; and,
FIG. 6 is a rear view thereof.
The broken lines in the figures are included for the purpose of illustrating portions of a ratchet assembly and a handle of the ratchet assembly and form no part of the claimed design.

1 Claim, 3 Drawing Sheets



(56)

References Cited

U.S. PATENT DOCUMENTS

6,499,723 B1	12/2002	McNarry et al.	7,434,495 B2	10/2008	Lin	
6,513,946 B2	2/2003	Hillinger et al.	7,448,596 B1	11/2008	Chang	
6,524,041 B1	2/2003	Voiculescu	7,651,072 B1	1/2010	Chang	
6,532,846 B2	3/2003	Lin	7,789,603 B2 *	9/2010	Huck	410/100
6,648,301 B2	11/2003	Lee	7,877,846 B1	2/2011	Chen	
6,654,987 B1	12/2003	Wu	7,909,306 B2	3/2011	Adcock	
6,682,053 B1	1/2004	Chou	D642,031 S	7/2011	Pehar et al.	
6,708,953 B1	3/2004	Chang	2004/0108497 A1	6/2004	Hess et al.	
D489,246 S	5/2004	Bolieu	2008/0104811 A1	5/2008	Burrows et al.	
6,769,155 B2	8/2004	Hess et al.	2008/0201922 A1	8/2008	Ruan	
6,799,751 B1	10/2004	Anderson	2008/0232922 A1	9/2008	Chang	
D507,480 S *	7/2005	Kopp et al.	2008/0307618 A1	12/2008	Huang	
D527,606 S	9/2006	Jackson	2009/0047091 A1 *	2/2009	Huck	410/100
7,360,753 B1	4/2008	Lin	2009/0279978 A1	11/2009	Polin, Jr. et al.	
D572,100 S	7/2008	Aganian	2009/0283729 A1 *	11/2009	Carlson et al.	254/218
			2010/0011542 A1	1/2010	Badrenas Buscart	
			2012/0205601 A1 *	8/2012	Joubert et al.	254/217

* cited by examiner

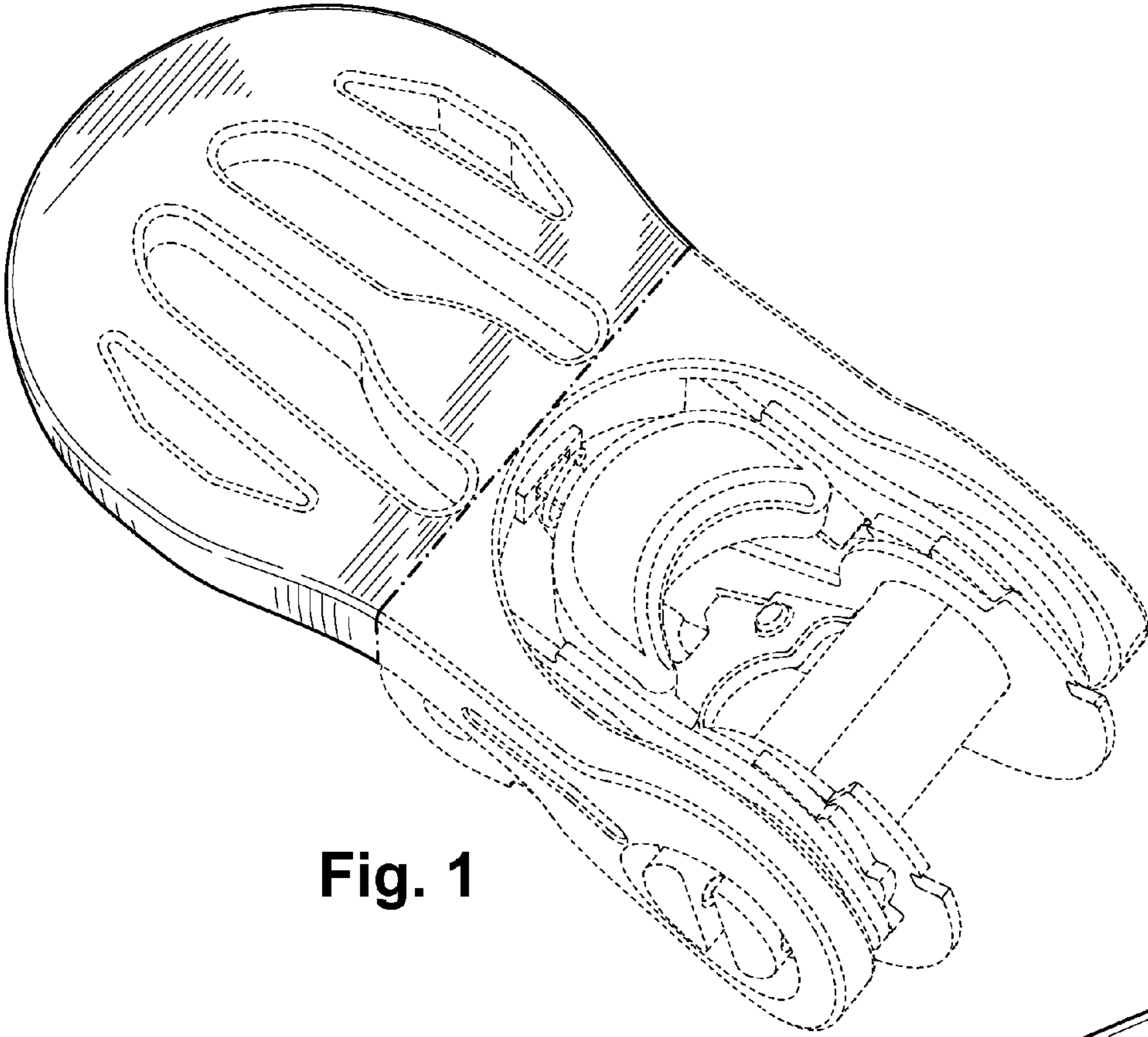


Fig. 1

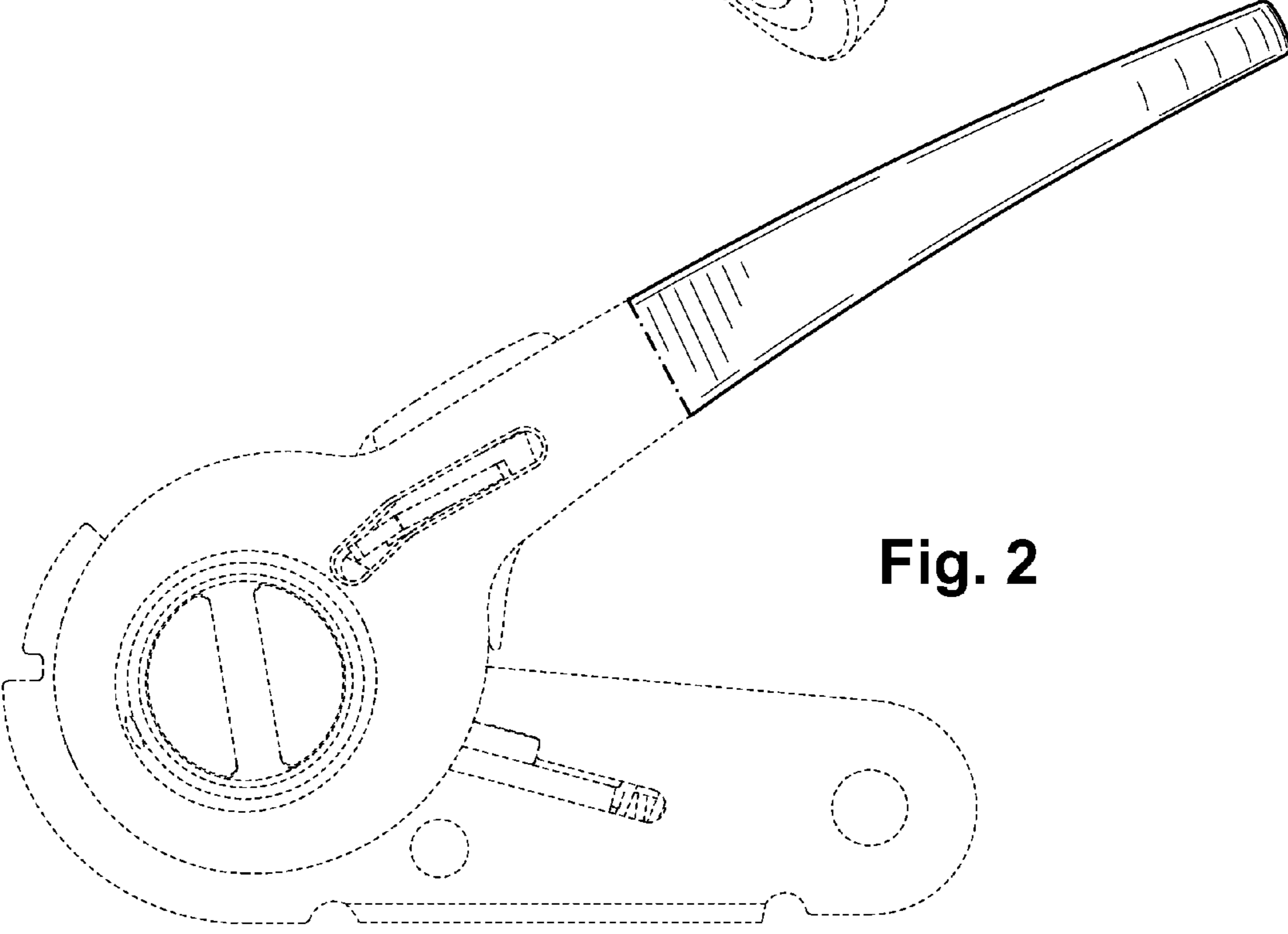


Fig. 2

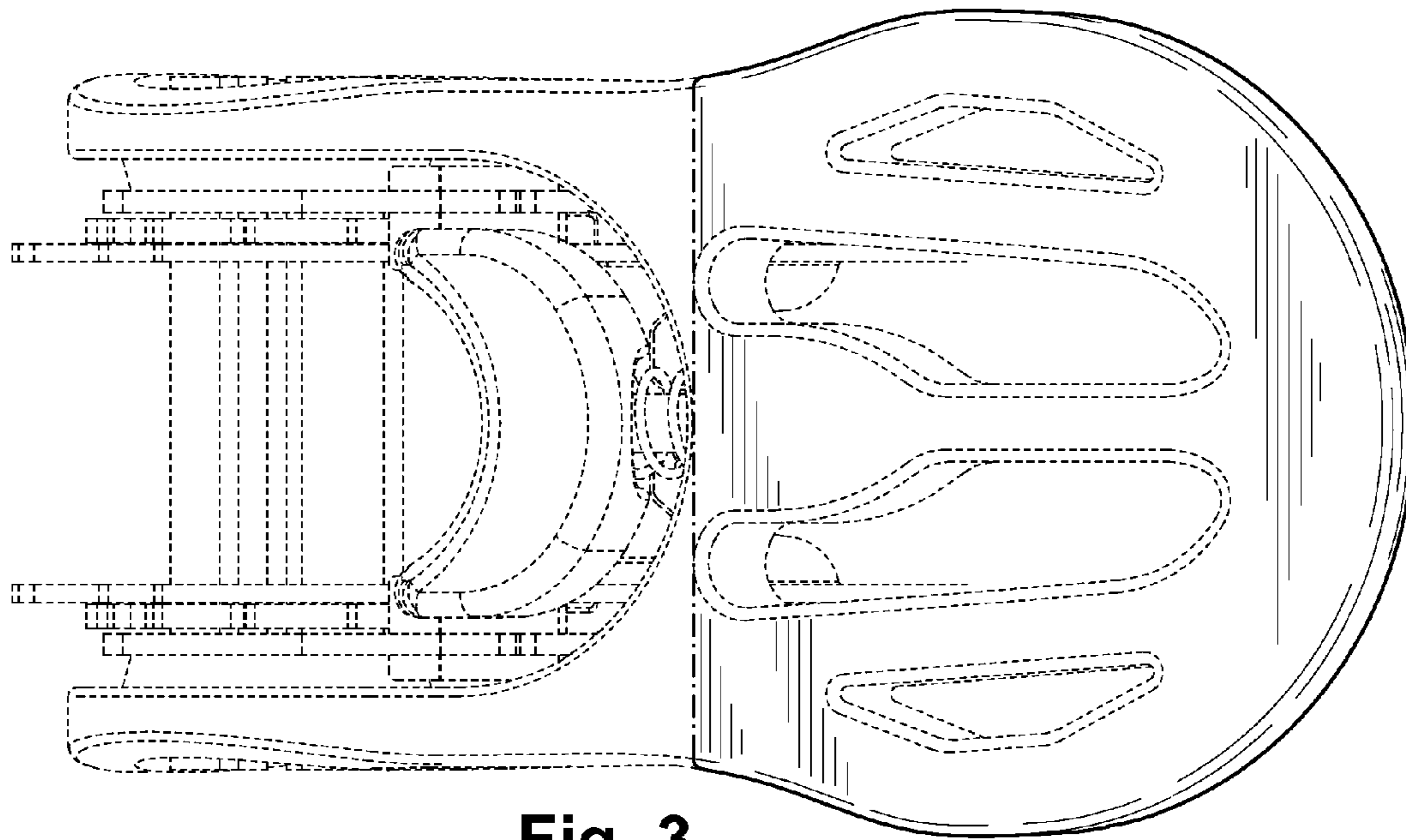


Fig. 3

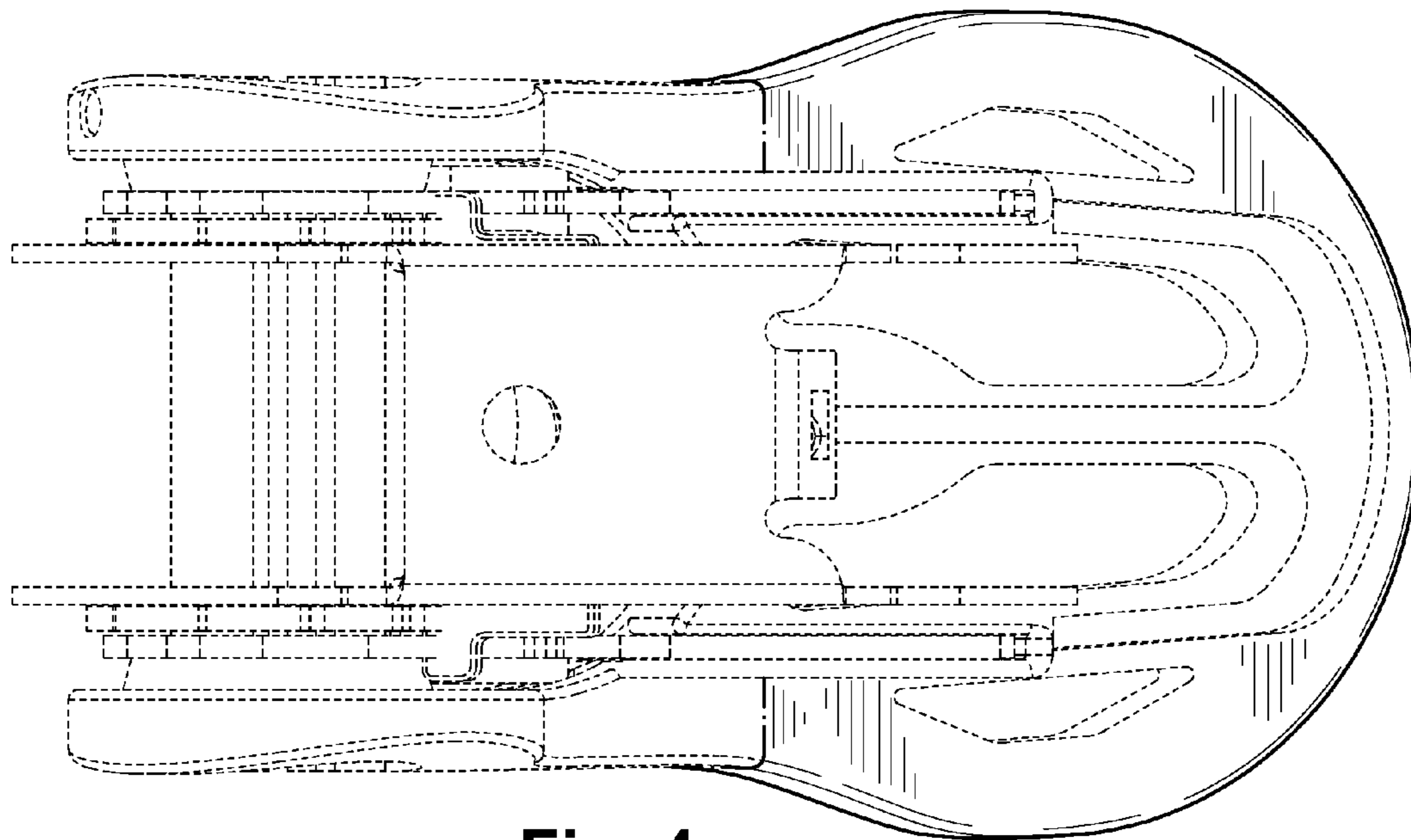


Fig. 4

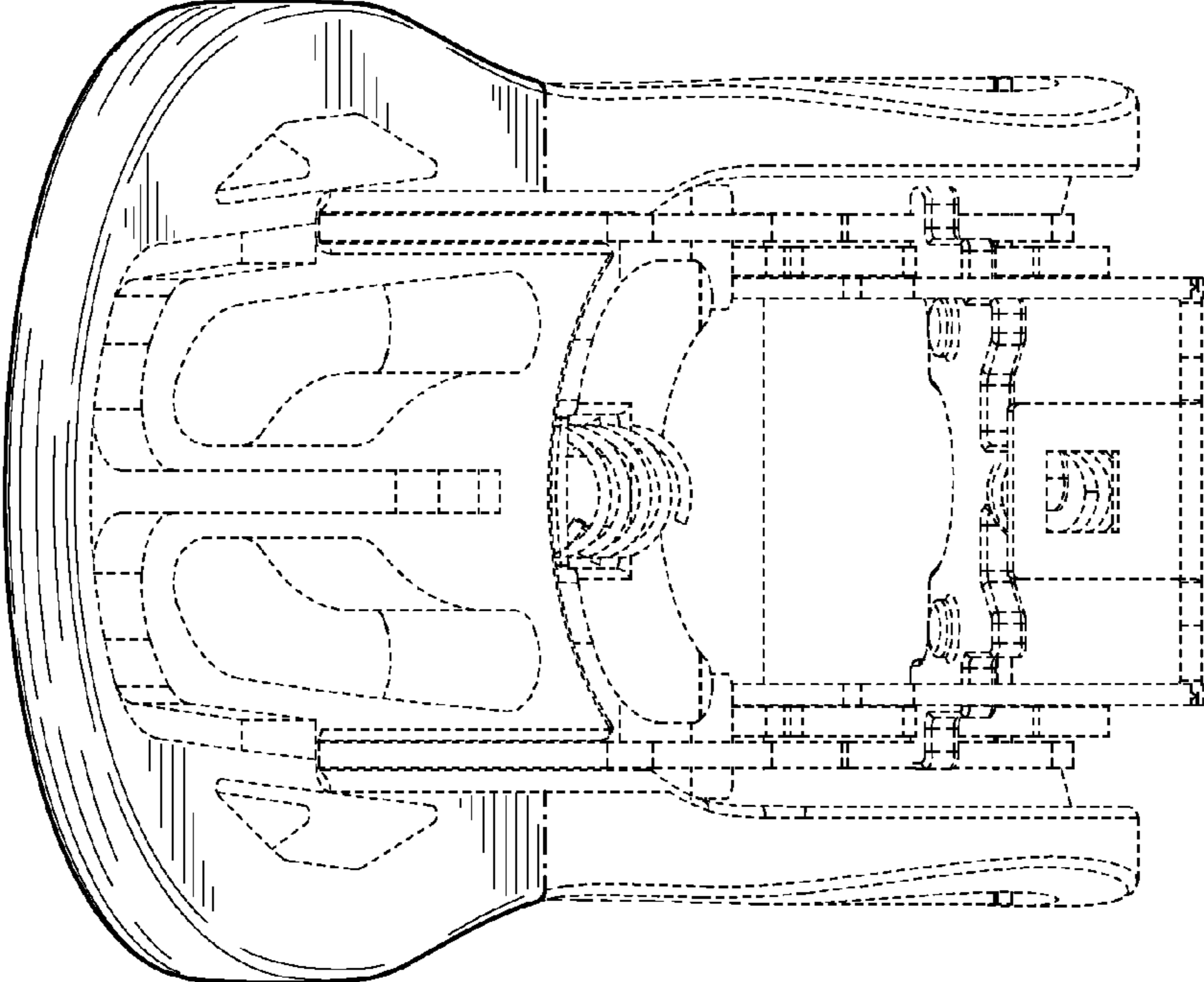


Fig. 6

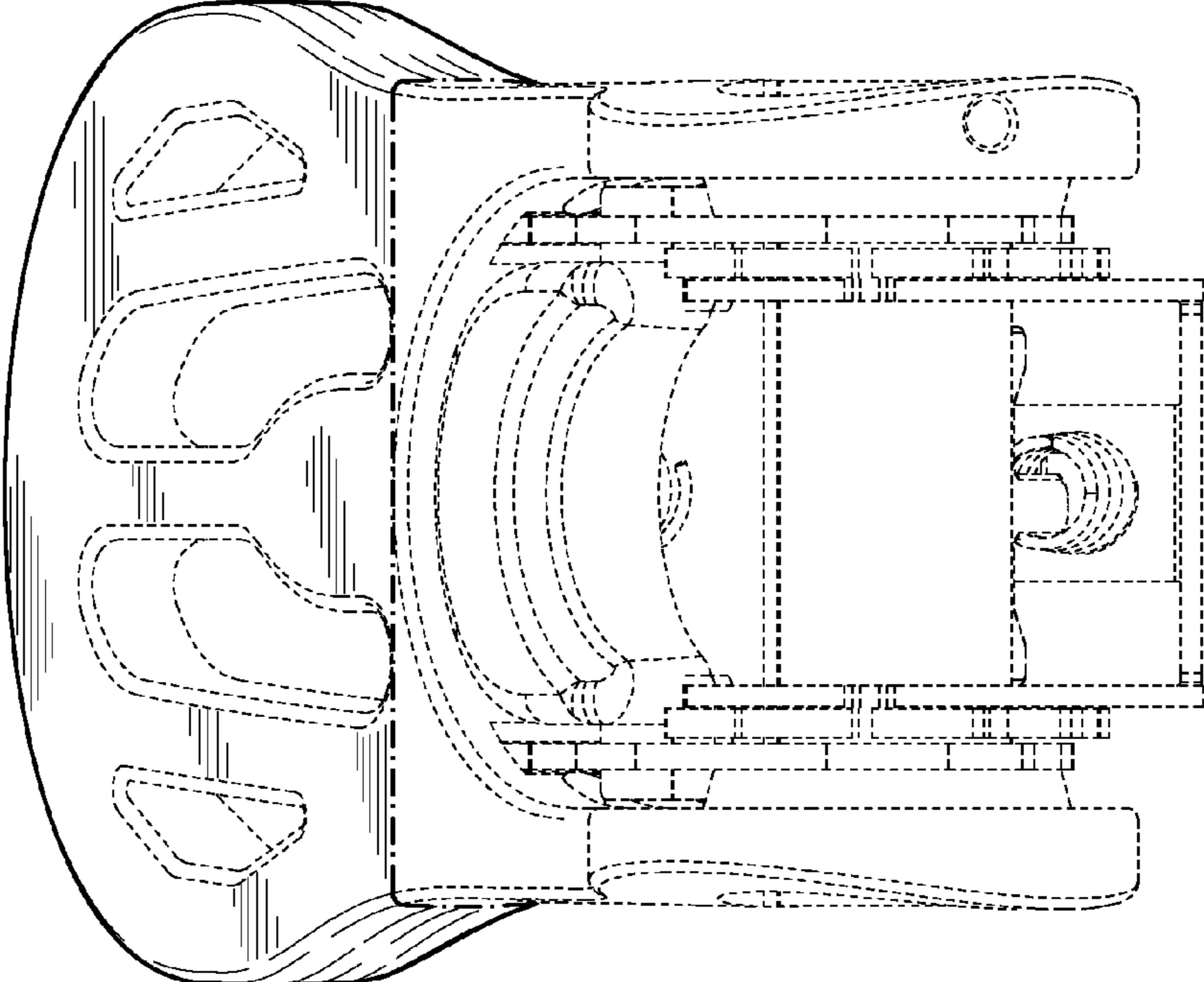


Fig. 5