



US00D700465S

(12) **United States Design Patent**  
**Johnson et al.**

(10) **Patent No.:** **US D700,465 S**  
(45) **Date of Patent:** **\*\* Mar. 4, 2014**

(54) **TABLE TOP**

(76) Inventors: **Mitch Johnson**, South Weber, UT (US);  
**Jay Calkin**, Layton, UT (US); **Frank Clegg**, Fruit Heights, UT (US)

(\*\*) Term: **14 Years**

(21) Appl. No.: **29/415,705**

(22) Filed: **Mar. 13, 2012**

(51) **LOC (10) Cl.** ..... **06-06**

(52) **U.S. Cl.**  
USPC ..... **D6/707.19**

(58) **Field of Classification Search**  
USPC ..... D6/691, 691.5, 691.6, 707, 707.17,  
D6/707.19, 656; 108/153.1, 155, 156,  
108/157.1, 161, 125, 126, 129, 115, 132  
See application file for complete search history.

(56) **References Cited**

**U.S. PATENT DOCUMENTS**

2,879,119	A	3/1959	Bullock	
3,744,436	A *	7/1973	Castelli et al.	108/125
D345,480	S	3/1994	Sandegren	
5,623,882	A	4/1997	Price	
D414,626	S	10/1999	Collins et al.	
D420,527	S *	2/2000	Pinch et al.	D6/429
6,112,674	A	9/2000	Stanford	
D468,135	S	1/2003	Ashby et al.	
D469,271	S	1/2003	Avrahami	
D469,981	S	2/2003	Buono	
D476,823	S	7/2003	Jackson	
6,615,743	B2	9/2003	Nien	
D487,205	S	3/2004	Mower et al.	
D487,855	S	3/2004	Nye et al.	
D489,557	S	5/2004	Strong et al.	
D499,283	S	12/2004	Winter et al.	
7,069,865	B2	7/2006	Strong et al.	
7,096,799	B2	8/2006	Strong et al.	

7,171,910	B2	2/2007	Neunzert et al.	
7,178,471	B2	2/2007	Strong et al.	
7,299,754	B2	11/2007	Stanford et al.	
7,299,755	B2	11/2007	Stanford	
D575,083	S *	8/2008	Lin	D6/487
7,475,644	B2	1/2009	Strong et al.	
7,634,970	B2	12/2009	Strong et al.	
7,707,947	B2	5/2010	Winter et al.	
D640,487	S	6/2011	Bennett	
8,033,228	B2	10/2011	Haney et al.	
8,042,475	B2	10/2011	Larcom et al.	
8,833,228		10/2011	Haney et al.	
D658,912	S	5/2012	Winter et al.	

(Continued)

**OTHER PUBLICATIONS**

U.S. Appl. No. 12/110,163, filed Apr. 25, 2008, VanNimwegen et al.

(Continued)

*Primary Examiner* — Janice Seeger

(74) *Attorney, Agent, or Firm* — Maschoff Brennan

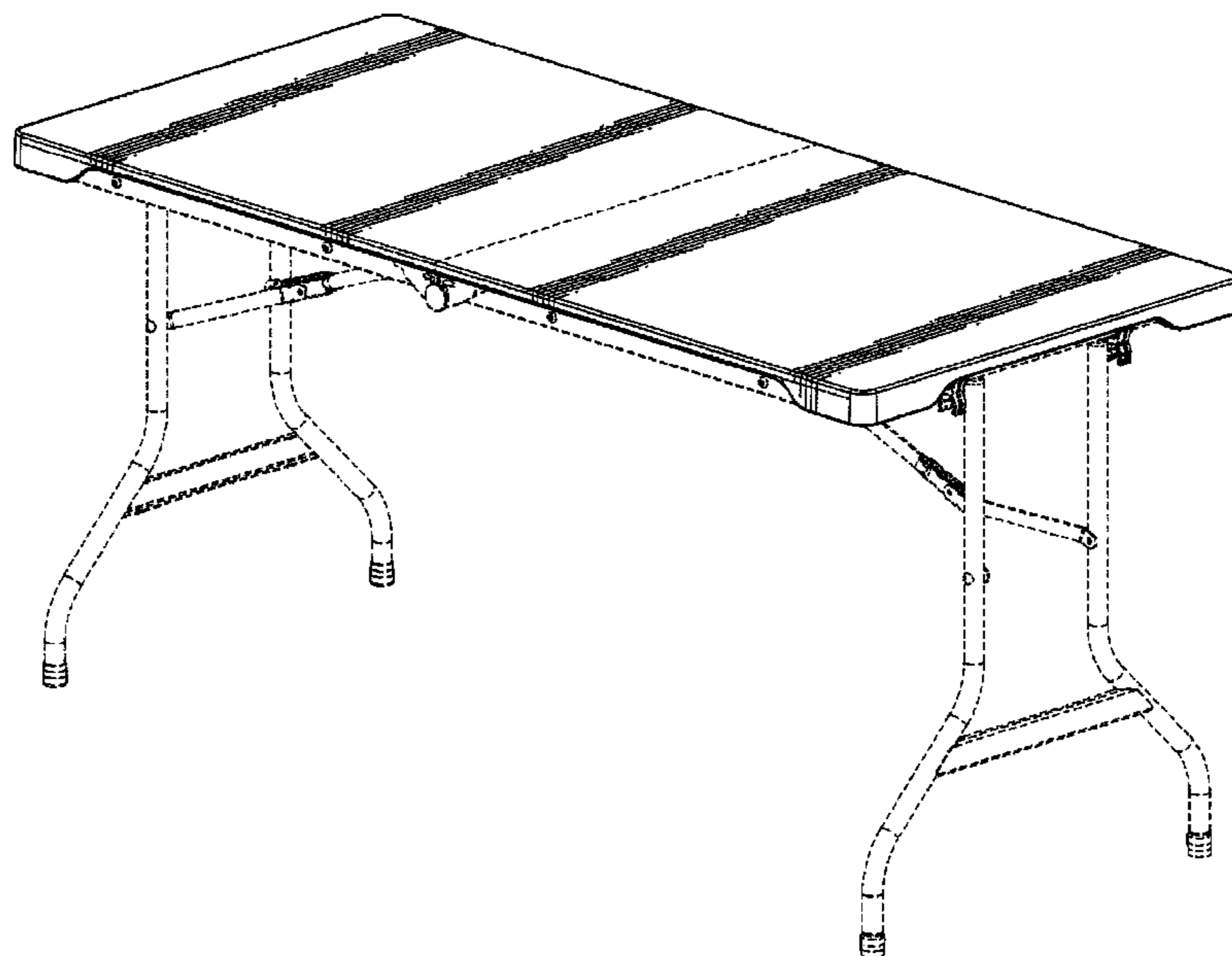
(57) **CLAIM**

The ornamental design for a table top, as shown and described.

**DESCRIPTION**

FIG. 1 is an upper perspective view of an exemplary a table top;  
FIG. 2 is a rear view of the table top;  
FIG. 3 is a left side view of the table top;  
FIG. 4 is a top view of the table top;  
FIG. 5 is a right side view of the table top;  
FIG. 6 is a front view of the table top; and,  
FIG. 7 is a bottom view of the table top.  
The broken lines shown in the figures are for illustrative purposes only and form no part of the claimed design.

**1 Claim, 3 Drawing Sheets**



(56)

**References Cited**

U.S. PATENT DOCUMENTS

D659,450	S	5/2012	Winter et al.	
2002/0092445	A1*	7/2002	Glover et al.	108/129
2004/0094076	A1	5/2004	Jin	
2005/0005826	A1	1/2005	Strong et al.	
2006/0196395	A1	9/2006	Lin et al.	
2011/0219992	A1*	9/2011	Galloro	108/115

OTHER PUBLICATIONS

U.S. Appl. No. 29/390,471, filed Apr. 25, 2011, Winter et al.  
U.S. Appl. No. 29/391,721, filed May 12, 2011, Bennett.

U.S. Appl. No. 29/400,986, filed Sep. 5, 2011, Clegg et al.  
U.S. Appl. No. 29/403,327, filed Oct. 4, 2011, Winter et al.  
U.S. Appl. No. 29/403,313, filed Oct. 4, 2011, Clegg et al.  
U.S. Appl. No. 29/403,330, filed Oct. 4, 2011, Clegg et al.  
U.S. Appl. No. 29/403,332, filed Oct. 4, 2011, Winter et al.  
U.S. Appl. No. 29/403,314, filed Oct. 4, 2011, Clegg et al.  
U.S. Appl. No. 13/270,141, filed Oct. 10, 2011, Haney et al.  
U.S. Appl. No. 29/411,483, filed Jan. 20, 2012, Winter et al.  
U.S. Appl. No. 29/417,529, filed Apr. 4, 2012, Winter et al.  
U.S. Appl. No. 29/412,781, filed Feb. 7, 2012, Nye et al.  
U.S. Appl. No. 29/412,786, filed Feb. 7, 2012, Nye et al.

\* cited by examiner

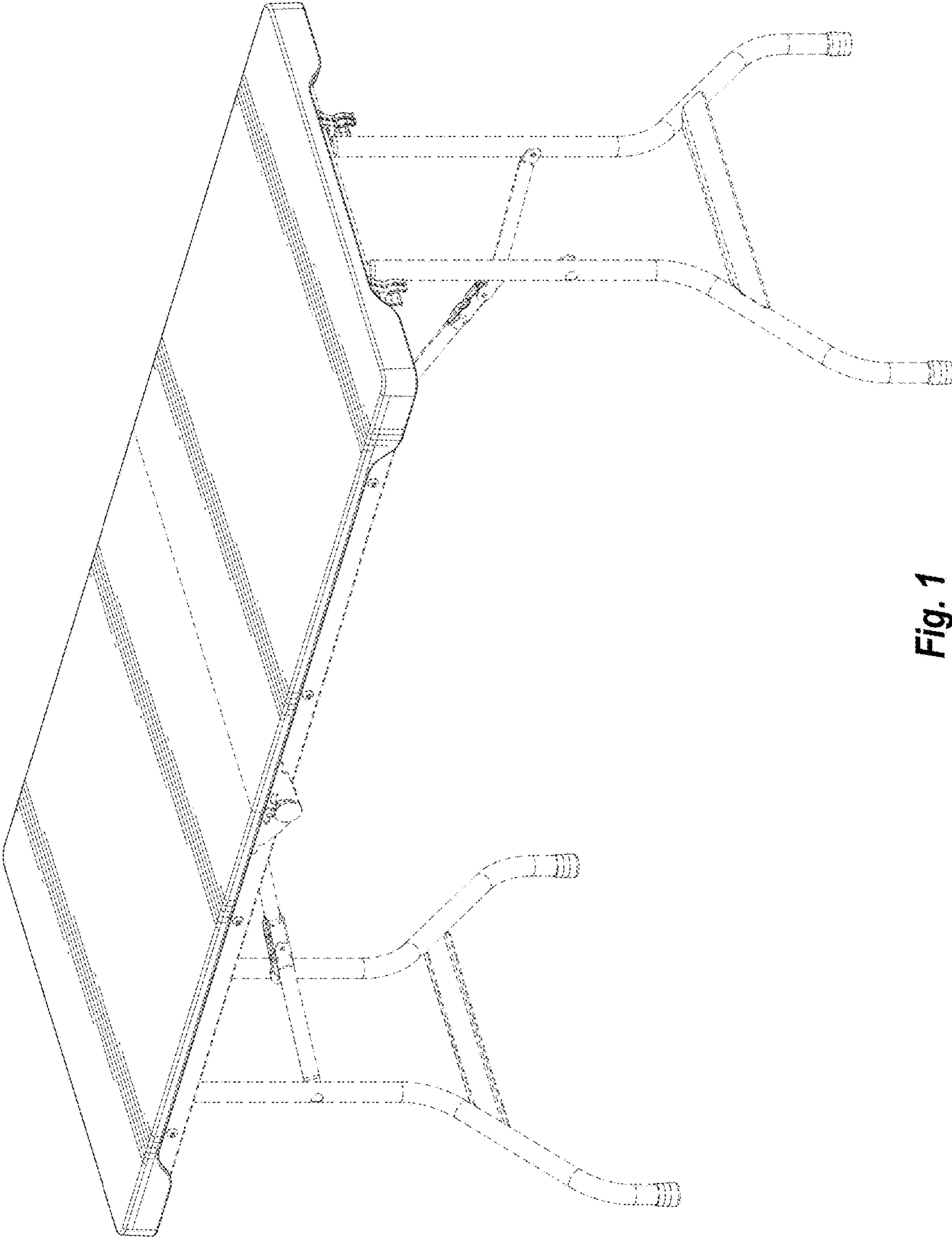
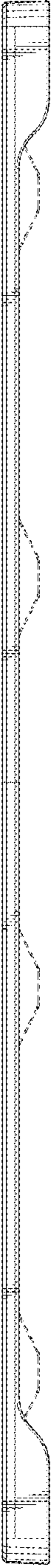
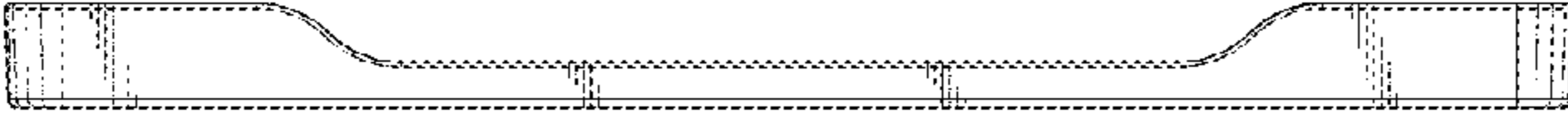



Fig. 1



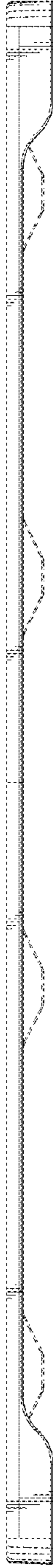
**Fig. 2**



**Fig. 3**



**Fig. 4**



**Fig. 5**



**Fig. 6**




Fig. 7