



US00D700456S

(12) **United States Design Patent**
Wentland

(10) **Patent No.:** **US D700,456 S**
(45) **Date of Patent:** **** Mar. 4, 2014**

(54) **FOLDABLE MAT**

(71) Applicant: **Matthew A. Wentland**, Denver, CO
(US)

(72) Inventor: **Matthew A. Wentland**, Denver, CO
(US)

(73) Assignee: **Wentland Works, Inc.**, Denver, CO
(US)

(**) Term: **14 Years**

(21) Appl. No.: **29/435,416**

(22) Filed: **Oct. 24, 2012**

(51) **LOC (10) Cl.** **06-11**

(52) **U.S. Cl.**
USPC **D6/582**

(58) **Field of Classification Search**
USPC D6/582, 583, 584, 585, 588, 589, 591,
D6/592, 593, 596, 603, 613, 615, 616, 617,
D6/619, 620, 621; D5/61, 63; D12/203;
4/581, 582, 583; 5/417, 420; 15/215,
15/238; 52/660; 428/85; D32/57
See application file for complete search history.

(56) **References Cited**

U.S. PATENT DOCUMENTS

3,091,779	A *	6/1963	Lucas et al.	4/583
3,237,904	A *	3/1966	Abruzese	248/508
D294,212	S *	2/1988	Sias et al.	D6/601
5,535,461	A *	7/1996	Schwender	5/420
D379,129	S *	5/1997	Yost et al.	D6/596

6,393,638	B1 *	5/2002	MacColl	5/419
6,754,919	B2 *	6/2004	Leaphart et al.	5/417
D609,042	S *	2/2010	Wilmsen	D6/583
7,657,952	B2 *	2/2010	Hutchison	5/420
D613,464	S *	4/2010	Cook et al.	D30/161
D658,917	S *	5/2012	Harris et al.	D6/582
D659,403	S *	5/2012	Lerman	D5/1
D674,641	S *	1/2013	Daniel	D6/582
8,341,783	B2 *	1/2013	Beck	5/655
D688,838	S *	8/2013	Elliott et al.	D30/161
2006/0174410	A1 *	8/2006	Mastandrea	5/482
2008/0125290	A1 *	5/2008	Cabados	482/23
2009/0120978	A1 *	5/2009	Lesser	224/191

* cited by examiner

Primary Examiner — Karen S Acker

(74) *Attorney, Agent, or Firm* — Justin Lampel

(57) **CLAIM**

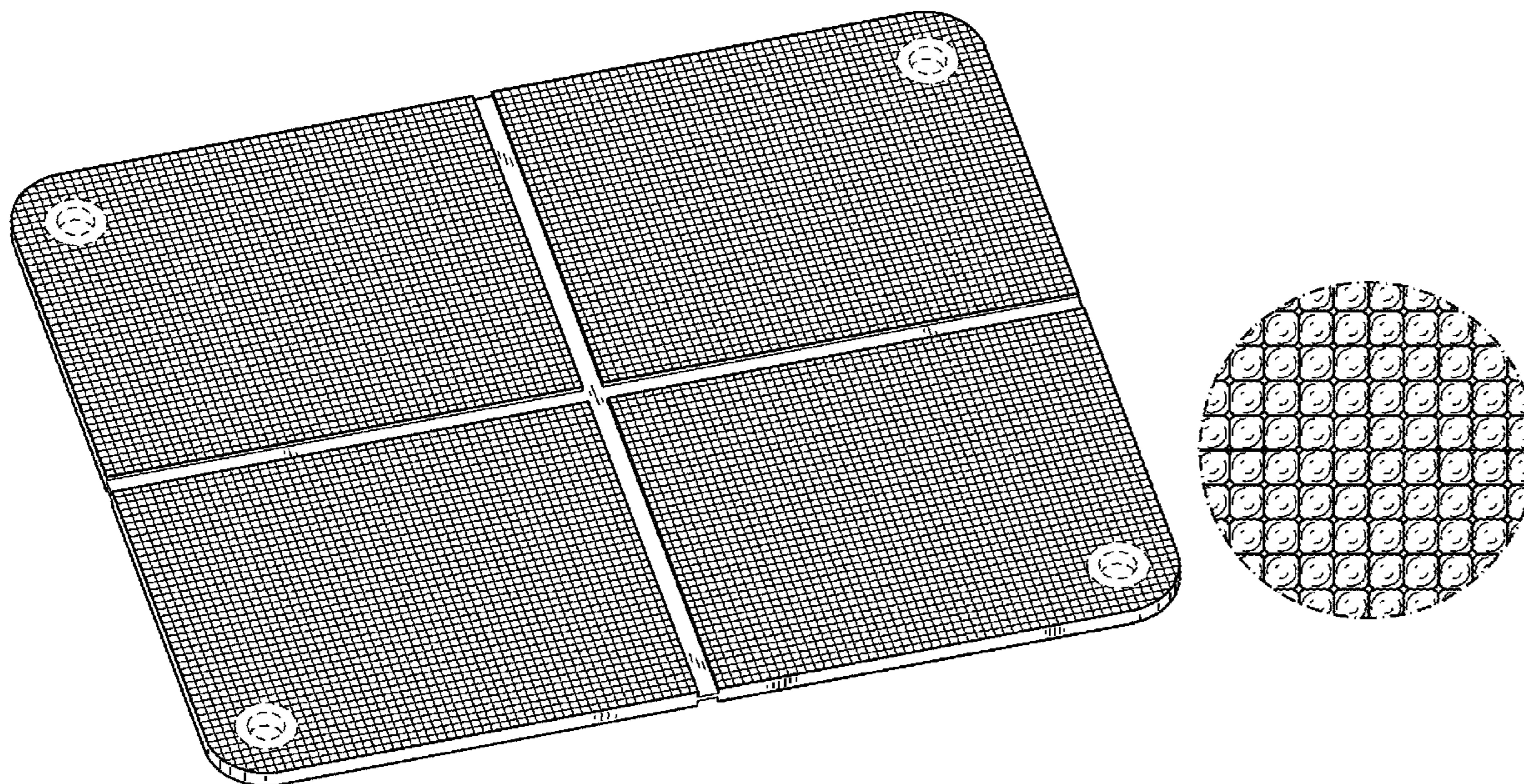
The ornamental design for a foldable mat, as shown and described.

DESCRIPTION

FIG. 1 is a top perspective view of the foldable mat;
FIG. 2 is a top plan view of the foldable mat;
FIG. 3 is a detailed view of the top and bottom surface of the foldable mat;
FIG. 4 is a plan view of the bottom of the foldable mat;
FIG. 5 is a side view of the foldable mat;
FIG. 6 is a front view of the foldable mat; and,
FIG. 7 is a view of the foldable mat wherein the mat is folded in a second orientation.

The broken lines in the drawings represent environmental material and form no part of the claimed design.

1 Claim, 5 Drawing Sheets



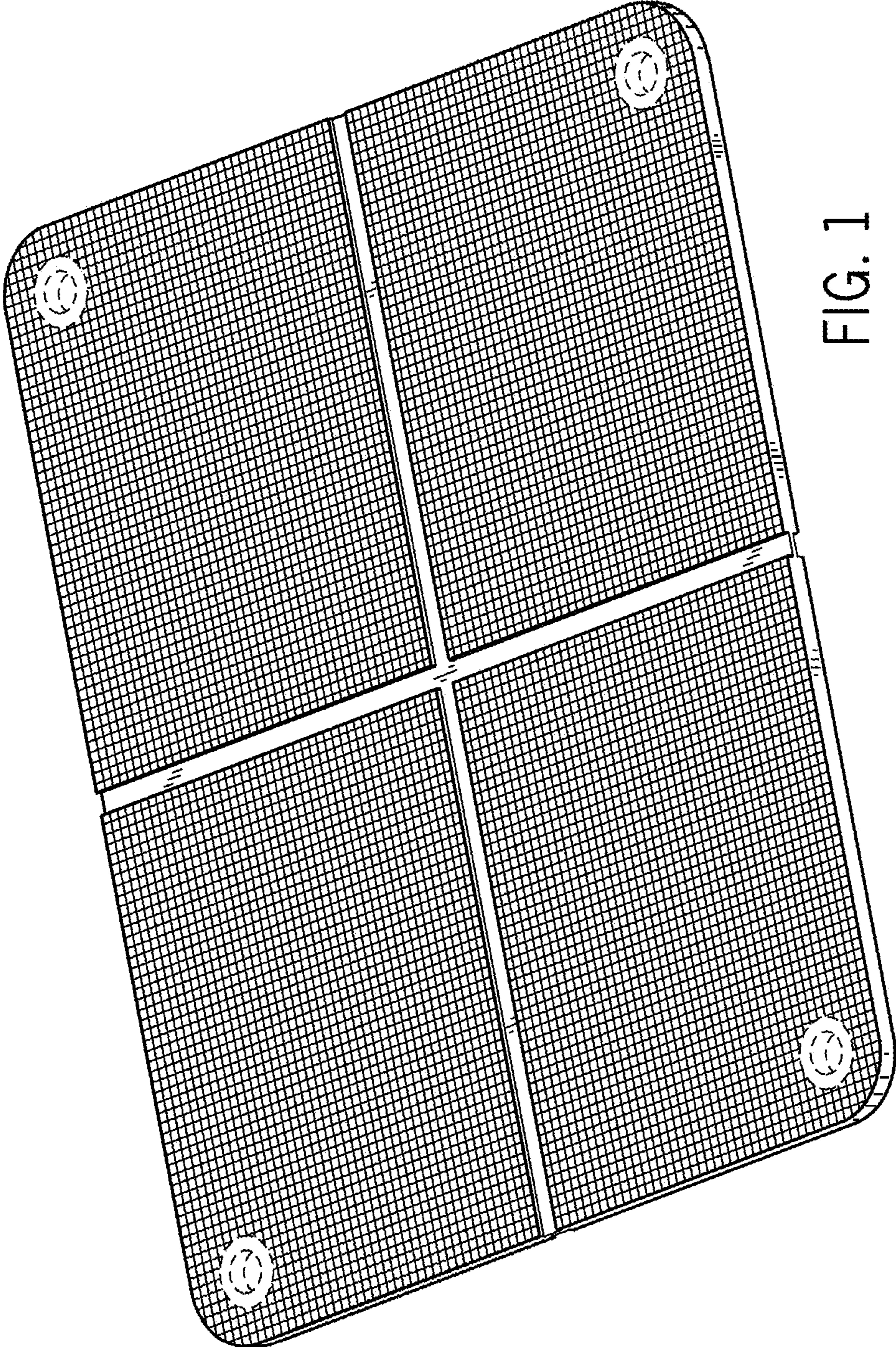


FIG. 1

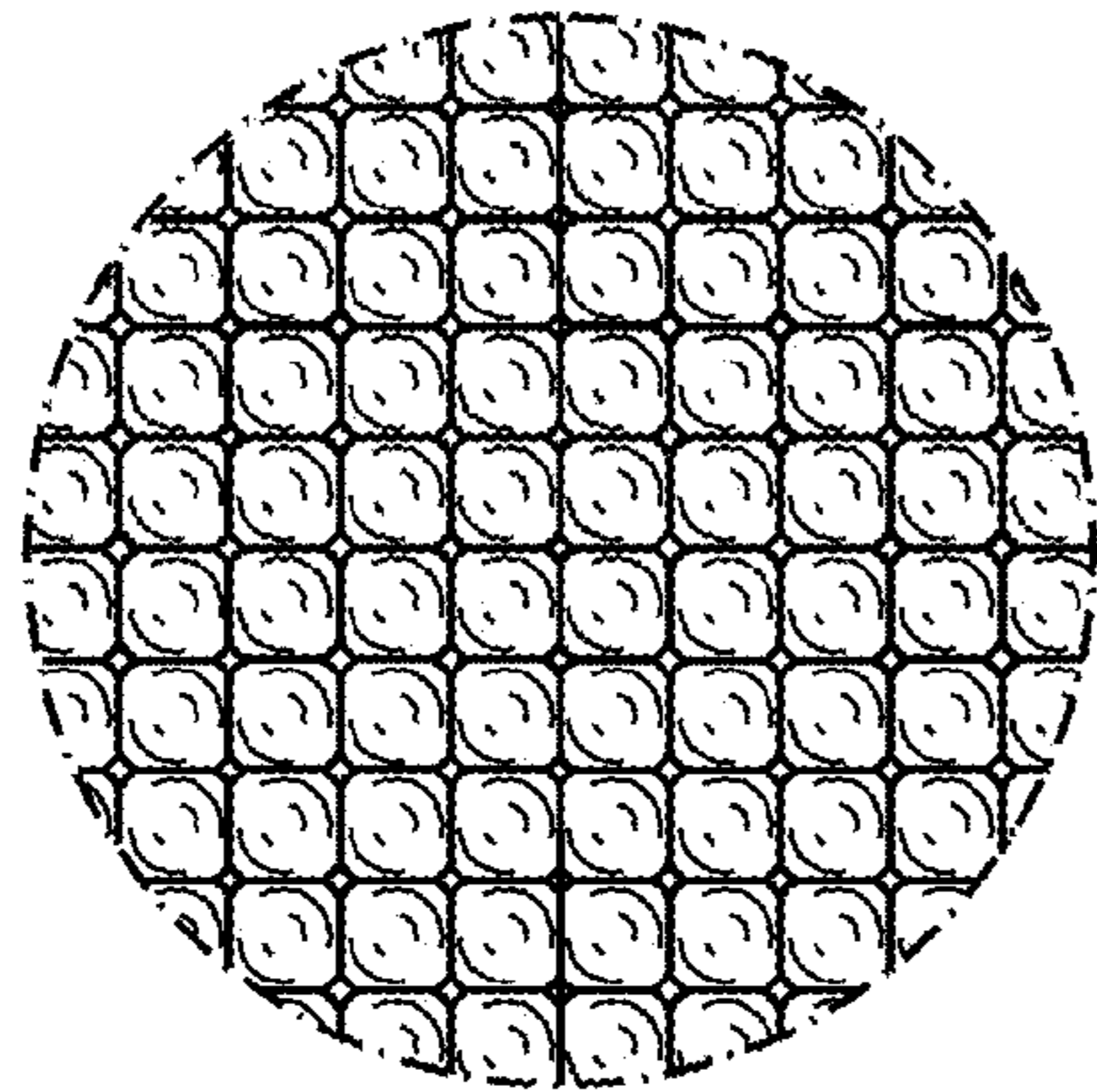


FIG. 3




FIG. 2




FIG. 4



FIG. 5



FIG. 6

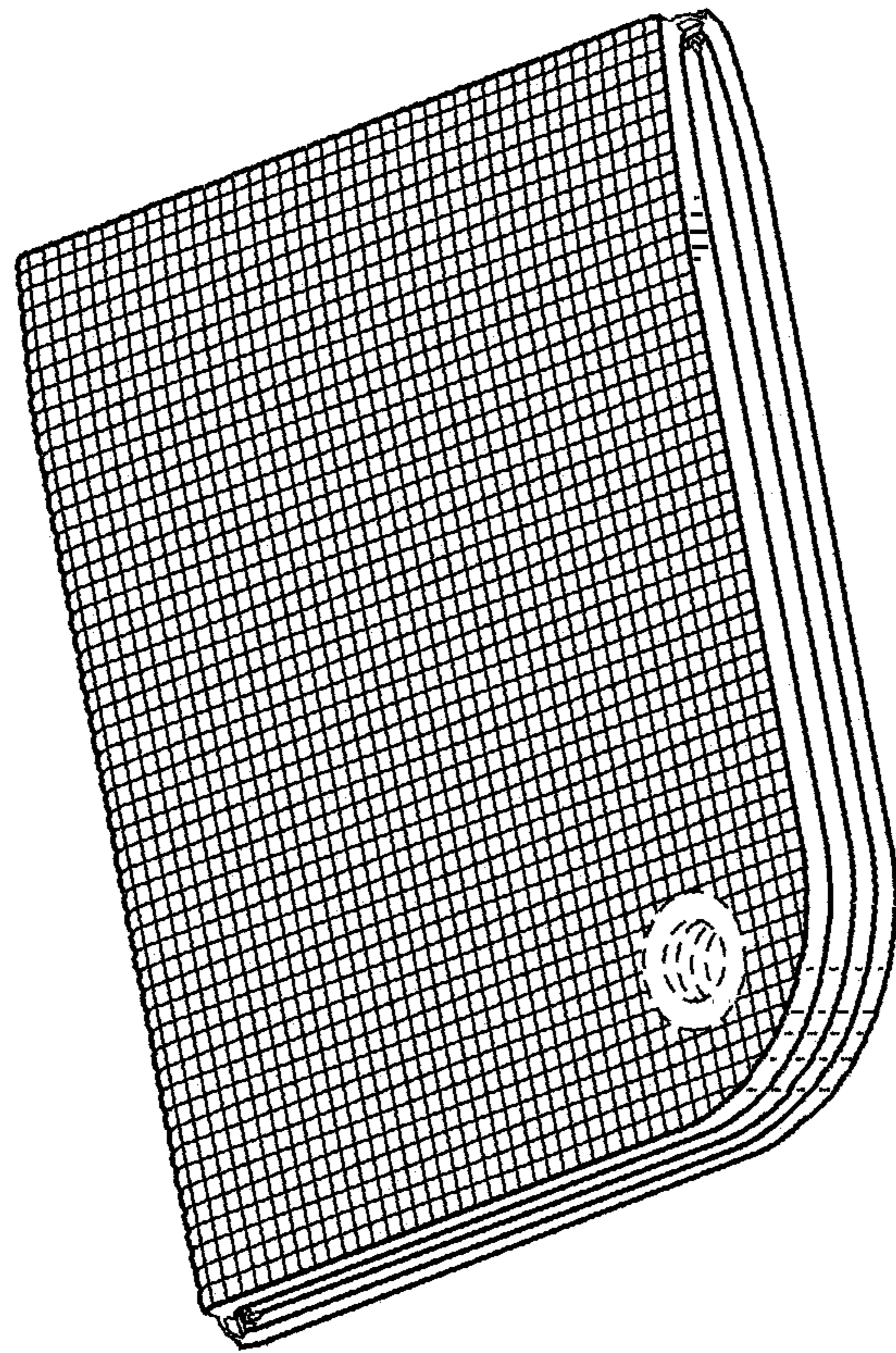


FIG. 7