



US00D700431S

(12) **United States Design Patent**
Frederick

(10) **Patent No.:** **US D700,431 S**
(45) **Date of Patent:** **** Mar. 4, 2014**

- (54) **SOCK**
- (71) Applicant: **NIKE, Inc.**, Beaverton, OR (US)
- (72) Inventor: **Colleen Frederick**, Portland, OR (US)
- (73) Assignee: **NIKE, Inc.**, Beaverton, OR (US)
- (**) Term: **14 Years**
- (21) Appl. No.: **29/475,098**
- (22) Filed: **Nov. 27, 2013**
- (51) **LOC (10) Cl.** **02-04**
- (52) **U.S. Cl.**
USPC **D2/994**
- (58) **Field of Classification Search**
USPC D2/980-994; 2/239-241
See application file for complete search history.

D171,115 S *	12/1953	Wilcher	D2/986
D172,903 S *	8/1954	Rabinowitz	D2/990
D172,924 S *	8/1954	Goodman	D2/990
D173,040 S *	9/1954	Rabinowitz	D2/990
D173,437 S *	11/1954	Koehler	D2/990
D173,507 S *	11/1954	Nebel	D2/990
D173,519 S *	11/1954	Stillman	D2/990
D173,555 S *	11/1954	Clauss	D2/990
2,701,458 A *	2/1955	Ducharme	66/180
D187,711 S *	4/1960	Fisher	D2/988
D191,988 S	12/1961	Bley		
D627,147 S	11/2010	Lambertz		
D647,294 S	10/2011	Thelin		

* cited by examiner

Primary Examiner — T. Chase Nelson
Assistant Examiner — Kathleen M Sims
(74) *Attorney, Agent, or Firm* — Banner & Witcoff, Ltd.

(57) **CLAIM**
The ornamental design for a sock, as shown and described.

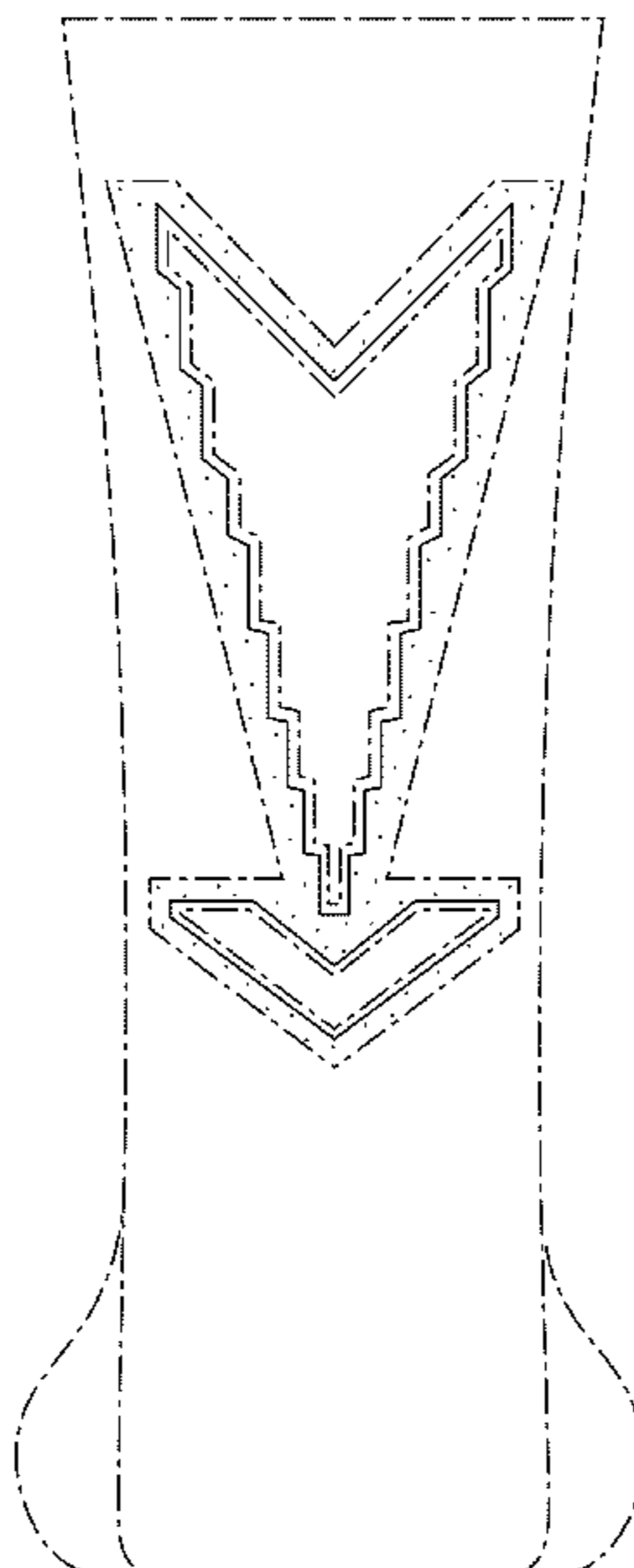
(56) **References Cited**
U.S. PATENT DOCUMENTS

D75,846 S	7/1928	Hoffman		
D81,445 S	6/1930	Ichinger		
D152,860 S	3/1949	Blum, Jr. et al.		
D157,006 S *	1/1950	Schubert	D2/988
D157,007 S	1/1950	Chubert		
D157,788 S	3/1950	Rabinowitz		
D159,649 S	8/1950	Laar		
D165,251 S	11/1951	Vanhorn et al.		
D165,696 S	1/1952	Miran		
D166,479 S *	4/1952	Maye	D2/986
D168,796 S *	2/1953	Kinley	D2/986
D169,822 S *	6/1953	Rickert	D2/986
D169,865 S *	6/1953	Nye	D2/990
D170,405 S *	9/1953	Fisher	D2/990
D170,407 S *	9/1953	Fisher	D2/990
D170,548 S *	10/1953	Rickert	D2/990
D170,593 S	10/1953	Laar		
D170,756 S *	11/1953	Hoffecker	D2/990
D170,863 S *	11/1953	Hoffecker	D2/990

DESCRIPTION

FIG. 1 is a plan view of a sock showing my new design in an in-use configuration; and, FIG. 2 is a perspective view of the sock of FIG. 1 thereof. The claim is directed to the shaded area of the sock. The broken lines immediately adjacent to the shaded area represent unclaimed boundaries of the design. The broken lines showing the remainder of the sock are for environmental purposes only and form no part of the claimed design. The unshaded region bounded by broken lines immediately adjacent to the shaded area forms no part of the claimed design. The depicted location and orientation of the illustrated shaded area relative to the broken lines showing the boundary of the sock is for illustrative purposes only and the specific location and orientation of the illustrated shaded area relative to the boundary of the sock form no part of the claimed design.

1 Claim, 2 Drawing Sheets



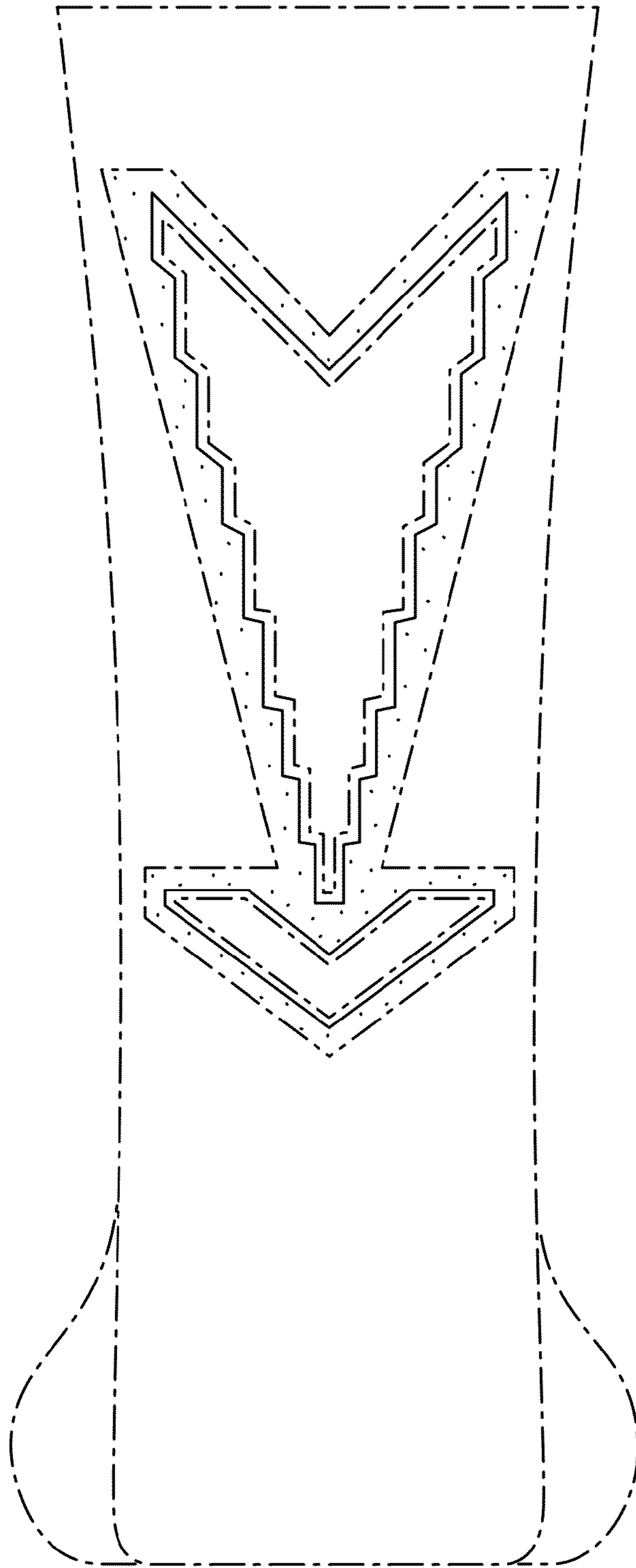


FIG. 1

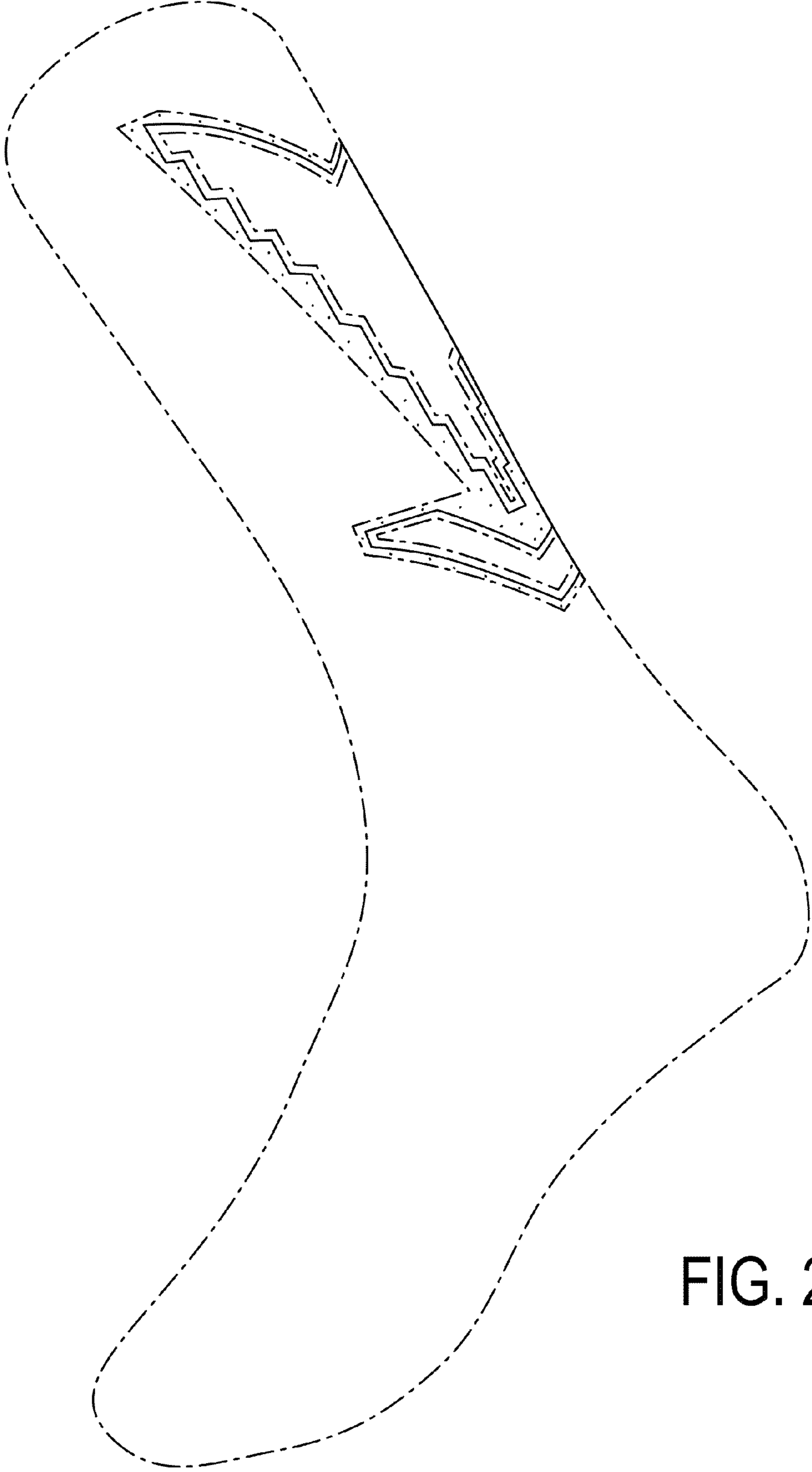


FIG. 2