



US00D700430S

(12) **United States Design Patent**  
**Frederick**

(10) **Patent No.:** **US D700,430 S**  
(45) **Date of Patent:** **\*\* Mar. 4, 2014**

(54) **SOCK**  
(71) Applicant: **NIKE, Inc.**, Beaverton, OR (US)  
(72) Inventor: **Colleen Frederick**, Portland, OR (US)  
(73) Assignee: **NIKE, Inc.**, Beaverton, OR (US)  
(\*\*) Term: **14 Years**  
(21) Appl. No.: **29/475,097**  
(22) Filed: **Nov. 27, 2013**  
(51) **LOC (10) Cl.** ..... **02-04**  
(52) **U.S. Cl.**  
USPC ..... **D2/994**  
(58) **Field of Classification Search**  
USPC ..... D2/980-994; 2/239-241; 66/178 R,  
66/180, 182, 184-187  
See application file for complete search history.

D168,818 S \* 2/1953 Apar ..... D2/986  
D169,822 S \* 6/1953 Rickert ..... D2/986  
D170,590 S \* 10/1953 Keichel ..... D2/987  
D170,593 S 10/1953 Laar  
D173,163 S \* 10/1954 Laufbahn ..... D2/986  
D173,437 S \* 11/1954 Koehler ..... D2/990  
D173,507 S \* 11/1954 Nebel ..... D2/990  
D191,988 S \* 12/1961 Bley ..... D2/986  
6,286,151 B1 \* 9/2001 Lambertz ..... 2/239  
7,681,254 B2 \* 3/2010 Lambertz ..... 2/239  
D627,147 S 11/2010 Lambertz  
D647,294 S 10/2011 Thelin  
2006/0143801 A1 \* 7/2006 Lambertz ..... 2/239

\* cited by examiner

*Primary Examiner* — T. Chase Nelson  
*Assistant Examiner* — Kathleen M Sims  
(74) *Attorney, Agent, or Firm* — Banner & Witcoff, Ltd

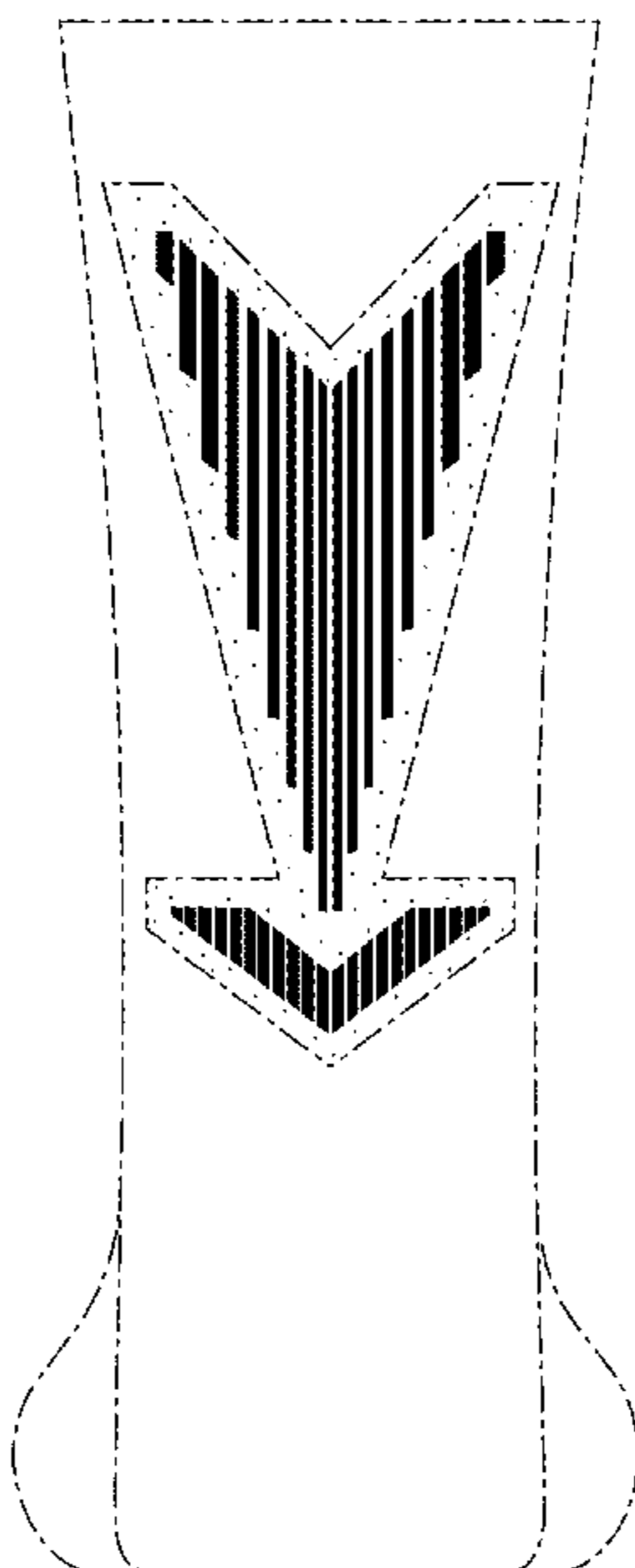
(57) **CLAIM**  
The ornamental design for a sock, as shown and described.

**DESCRIPTION**

FIG. 1 is a plan view of a sock showing my new design in an in-use configuration; FIG. 2 is a perspective view of the sock of FIG. 1 thereof; and, FIG. 3 is an enlarged view of the claimed area of FIG. 1 shown in isolation.  
The claim is directed to the shaded area of the sock. The broken lines immediately adjacent to the shaded area represent unclaimed boundaries of the design. The broken lines showing the remainder of the sock are for environmental purposes only and form no part of the claimed design. The depicted location and orientation of the illustrated shaded area relative to the broken lines showing the boundary of the sock is for illustrative purposes only and the specific location and orientation of the illustrated shaded area relative to the boundary of the sock form no part of the claimed design.

**1 Claim, 3 Drawing Sheets**

(56) **References Cited**  
U.S. PATENT DOCUMENTS  
D17,115 S \* 2/1887 Wilcher ..... D25/160  
D75,394 S \* 5/1928 Taubel ..... D2/986  
D75,846 S 7/1928 Hoffman  
D78,639 S \* 5/1929 Lefi ..... D2/986  
D81,445 S 6/1930 Ichinger  
1,820,637 A \* 8/1931 Taubel ..... 66/182  
D121,856 S \* 8/1940 Styka ..... D2/986  
D152,860 S 3/1949 Blum, Jr. et al.  
D157,007 S 1/1950 Chubert  
D157,788 S 3/1950 Rabinowitz  
D159,649 S 8/1950 Laar  
D162,352 S \* 3/1951 Sigel ..... D2/986  
D165,251 S 11/1951 Vanhorn et al.  
D165,696 S 1/1952 Miran  
D165,995 S \* 2/1952 Miran ..... D2/986  
D166,479 S \* 4/1952 Maye et al. .... D2/986  
D167,910 S \* 10/1952 Smith ..... D2/990



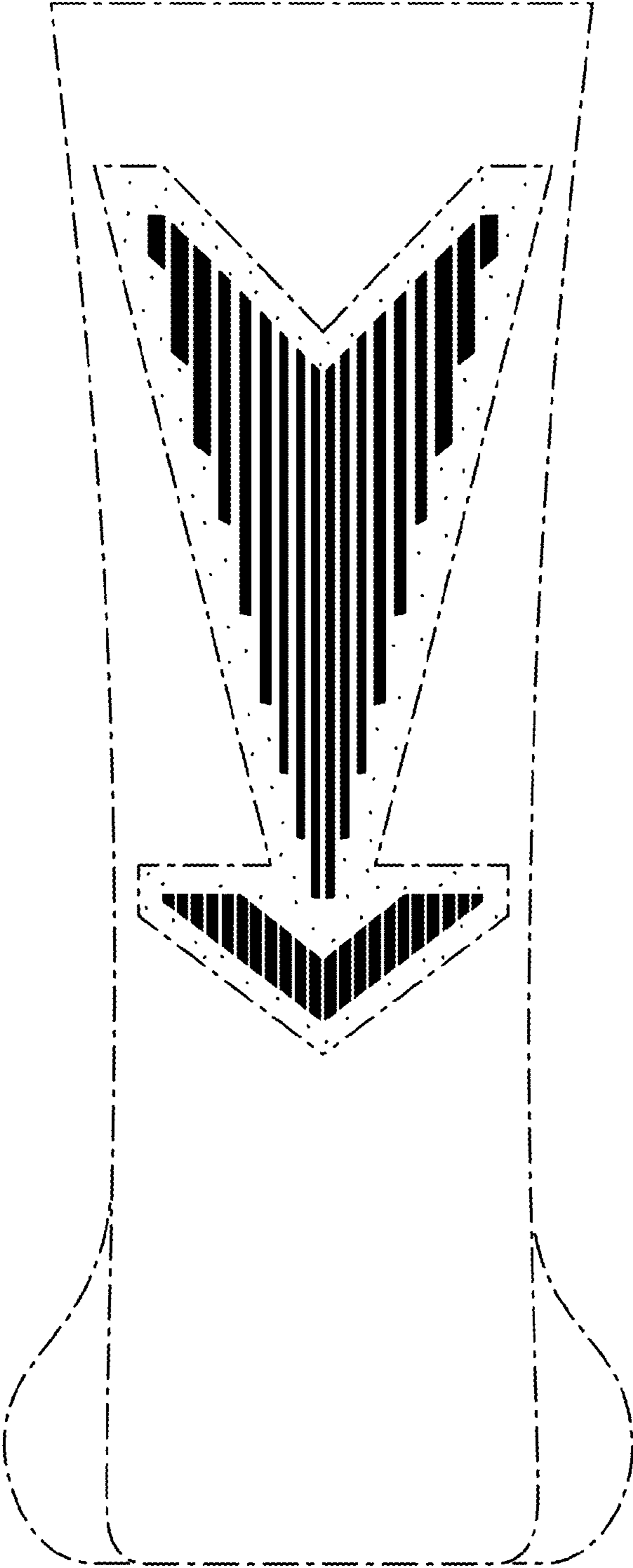


FIG. 1




FIG. 2

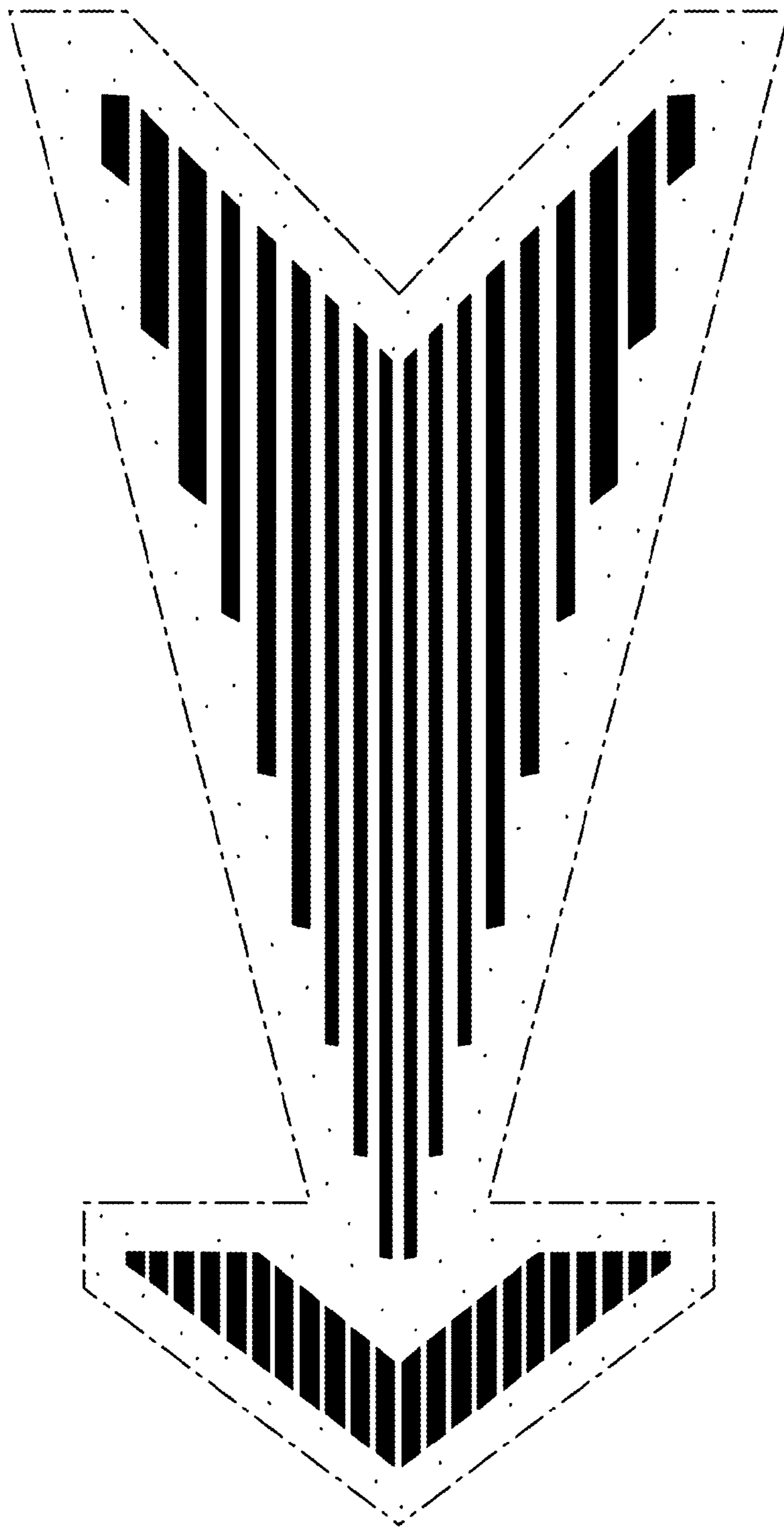


FIG. 3