



US00D700428S

(12) **United States Design Patent**  
**Kuerbis**

(10) **Patent No.:** **US D700,428 S**  
(45) **Date of Patent:** **\*\* Mar. 4, 2014**

(54) **SHOE UPPER**  
(71) Applicant: **NIKE, Inc.**, Beaverton, OR (US)  
(72) Inventor: **Tate E. Kuerbis**, Portland, OR (US)  
(73) Assignee: **NIKE, Inc.**, Beaverton, OR (US)  
(\*\*) Term: **14 Years**  
(21) Appl. No.: **29/475,176**  
(22) Filed: **Nov. 30, 2013**  
(51) **LOC (10) Cl.** ..... **02-99**  
(52) **U.S. Cl.**  
USPC ..... **D2/972**  
(58) **Field of Classification Search**  
USPC ..... D2/902, 906-908, 946, 969, 972-974;  
36/45, 50.1, 77 M, 77 R, 83, 88, 113,  
36/114, 126-131  
See application file for complete search history.

D504,012 S 4/2005 Fullum  
D515,801 S 2/2006 Smith, III  
D517,297 S 3/2006 Jones et al.  
D523,223 S 6/2006 Lotti  
D523,618 S 6/2006 Hlavacs  
D541,026 S 4/2007 James  
D544,699 S 6/2007 Link  
D548,948 S 8/2007 Hui  
D548,949 S 8/2007 Hui  
D553,340 S 10/2007 Dirsa  
D573,337 S 7/2008 McMillan  
D586,999 S 2/2009 Avar  
D587,000 S 2/2009 Avar  
D587,002 S 2/2009 Chang  
D614,388 S 4/2010 Petrie  
D614,389 S 4/2010 Petrie

(Continued)

**OTHER PUBLICATIONS**

Nike Footwear Catalog, 1990 Spring Footwear, p. 72, published Jun. 1989, NIKE, Inc., USA.

*Primary Examiner* — Dominic Simone  
(74) *Attorney, Agent, or Firm* — Banner & Witcoff, Ltd

(56) **References Cited**  
**U.S. PATENT DOCUMENTS**

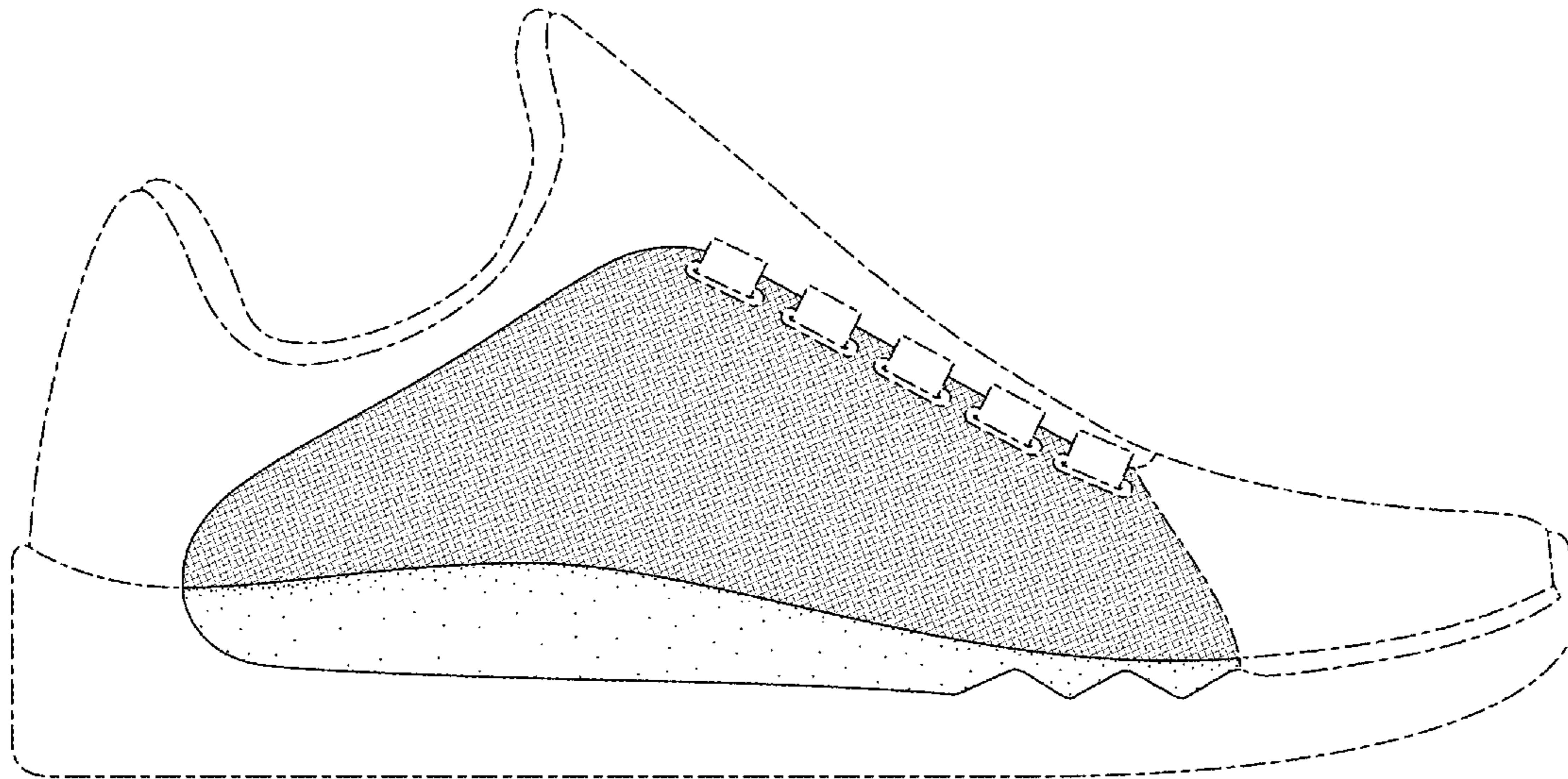
D173,699 S 12/1954 Hosker  
D173,700 S 12/1954 Hosker  
D251,158 S 2/1979 Edmonds  
D262,751 S 1/1982 Anderie  
D329,531 S 9/1992 Smith  
D335,389 S \* 5/1993 Hatfield et al. .... D2/969  
D374,551 S 10/1996 Hatfield  
D385,996 S 11/1997 Tresser  
D391,051 S \* 2/1998 Blakeslee et al. .... D2/972  
D407,196 S 3/1999 Brooks et al.  
D412,241 S 7/1999 Hatfield et al.  
D423,204 S 4/2000 Lamprou  
D438,697 S 3/2001 Matis et al.  
D449,433 S \* 10/2001 Matis et al. .... D2/969  
D456,985 S 5/2002 Clegg  
D457,296 S 5/2002 Burt  
D458,015 S 6/2002 Dolan et al.  
D498,355 S 11/2004 Fullum

(57) **CLAIM**  
The ornamental design for a shoe upper, as shown and described.

**DESCRIPTION**

FIG. 1 is a front perspective view of a shoe upper showing my new design;  
FIG. 2 is a side view thereof; and,  
FIG. 3 is a rear perspective view thereof.  
The broken lines immediately adjacent to the shaded area represent unclaimed boundaries of the design. The broken lines showing the remainder of the shoe and the five unshaded eyelet regions in the claimed area, demarcated by broken lines, are for environmental purposes only and form no part of the claimed design.

**1 Claim, 3 Drawing Sheets**



(56)

**References Cited**

U.S. PATENT DOCUMENTS

D614,390 S 4/2010 Petrie  
D636,590 S 4/2011 Miner  
D643,200 S 8/2011 Chang  
D643,615 S \* 8/2011 Avar ..... D2/972  
D650,571 S 12/2011 Thornhill  
D656,715 S 4/2012 Katz et al.

D661,079 S 6/2012 Yang  
D663,519 S 7/2012 Grangaard  
D678,668 S 3/2013 Parrett et al.  
D682,529 S 5/2013 Johnsongriffin  
D683,134 S 5/2013 Shyllon  
D688,039 S 8/2013 Williams, Jr.  
D688,862 S 9/2013 Young  
D689,686 S 9/2013 Hardman  
D690,926 S 10/2013 Wright

\* cited by examiner

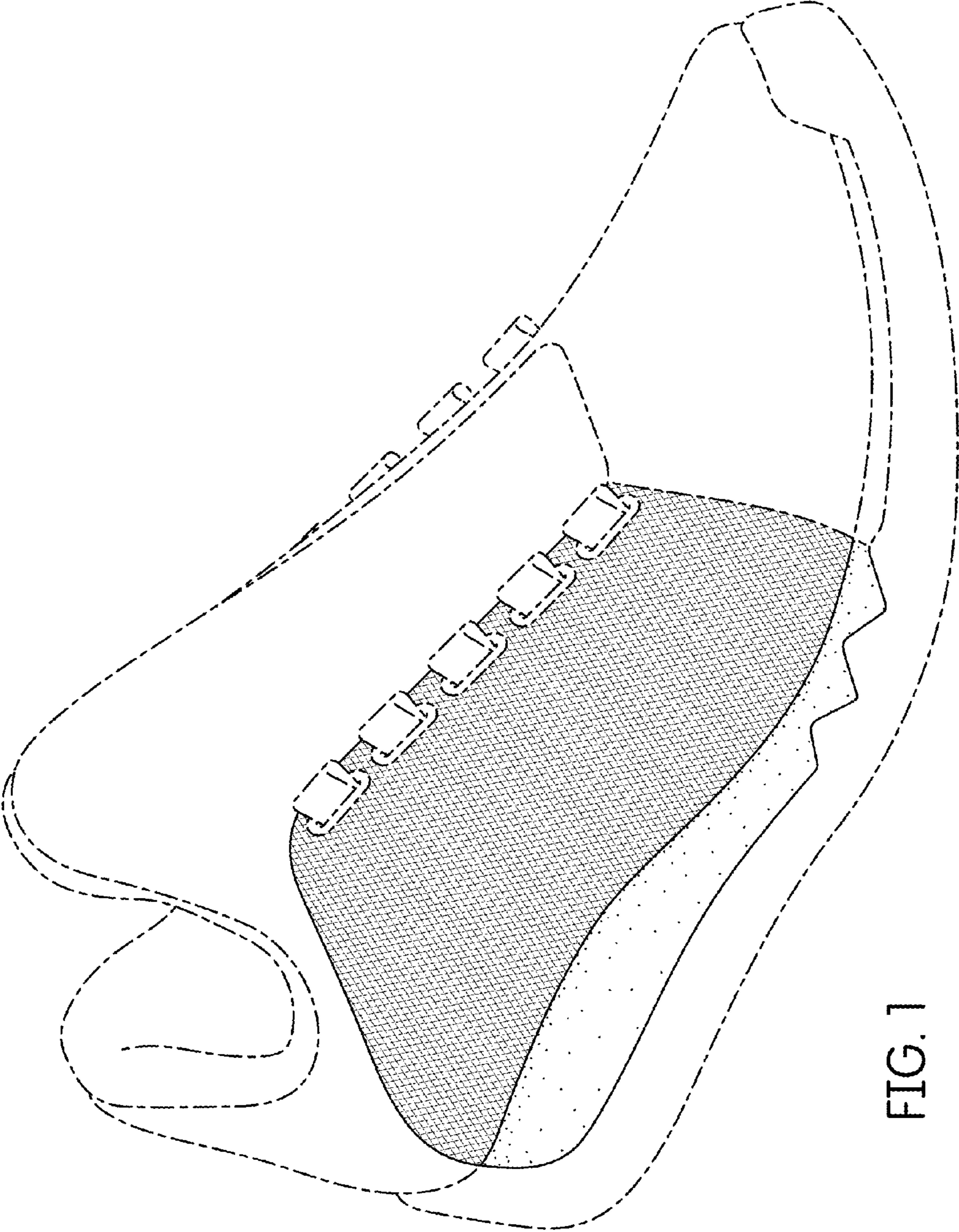


FIG. 1

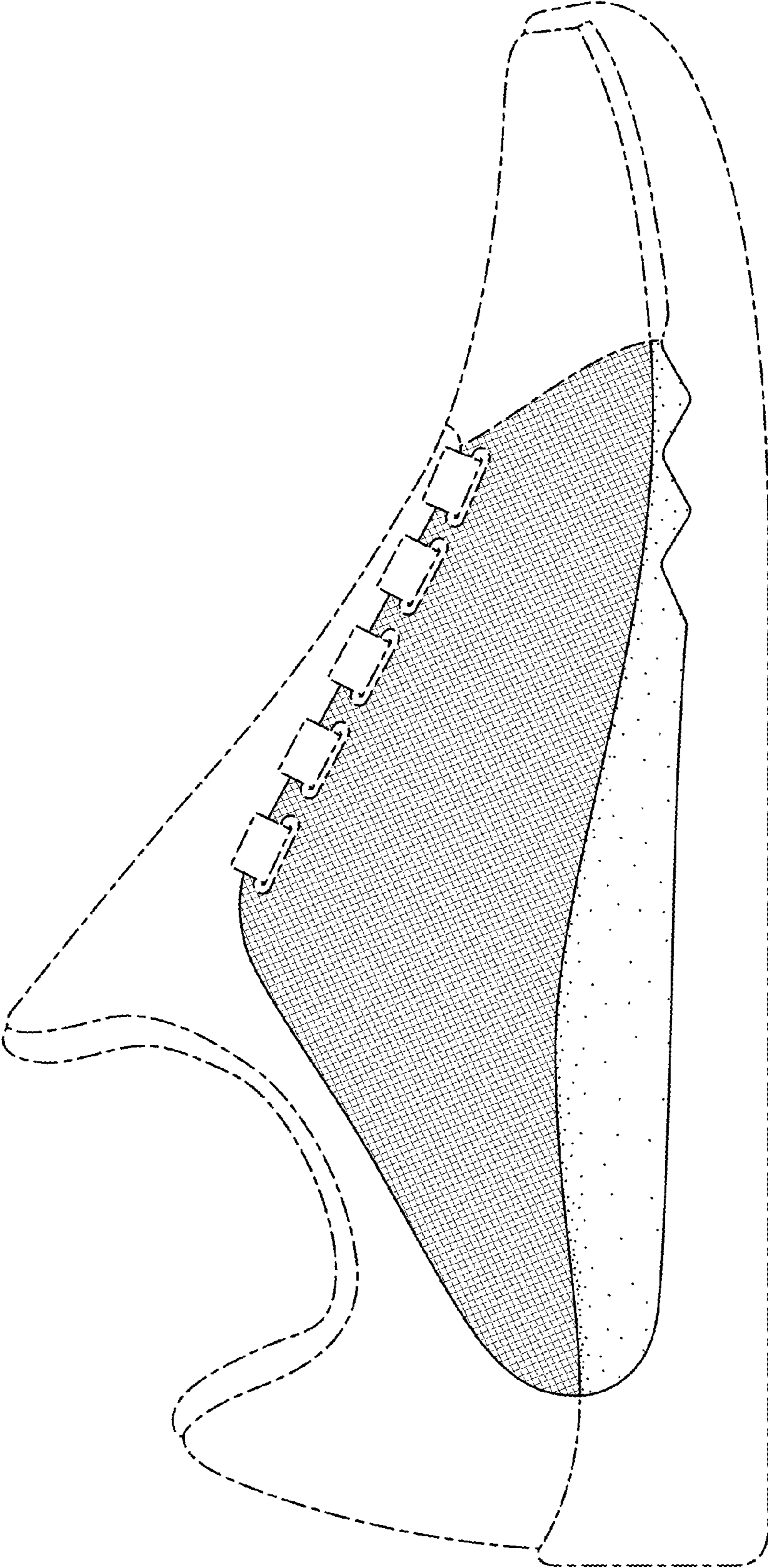


FIG. 2

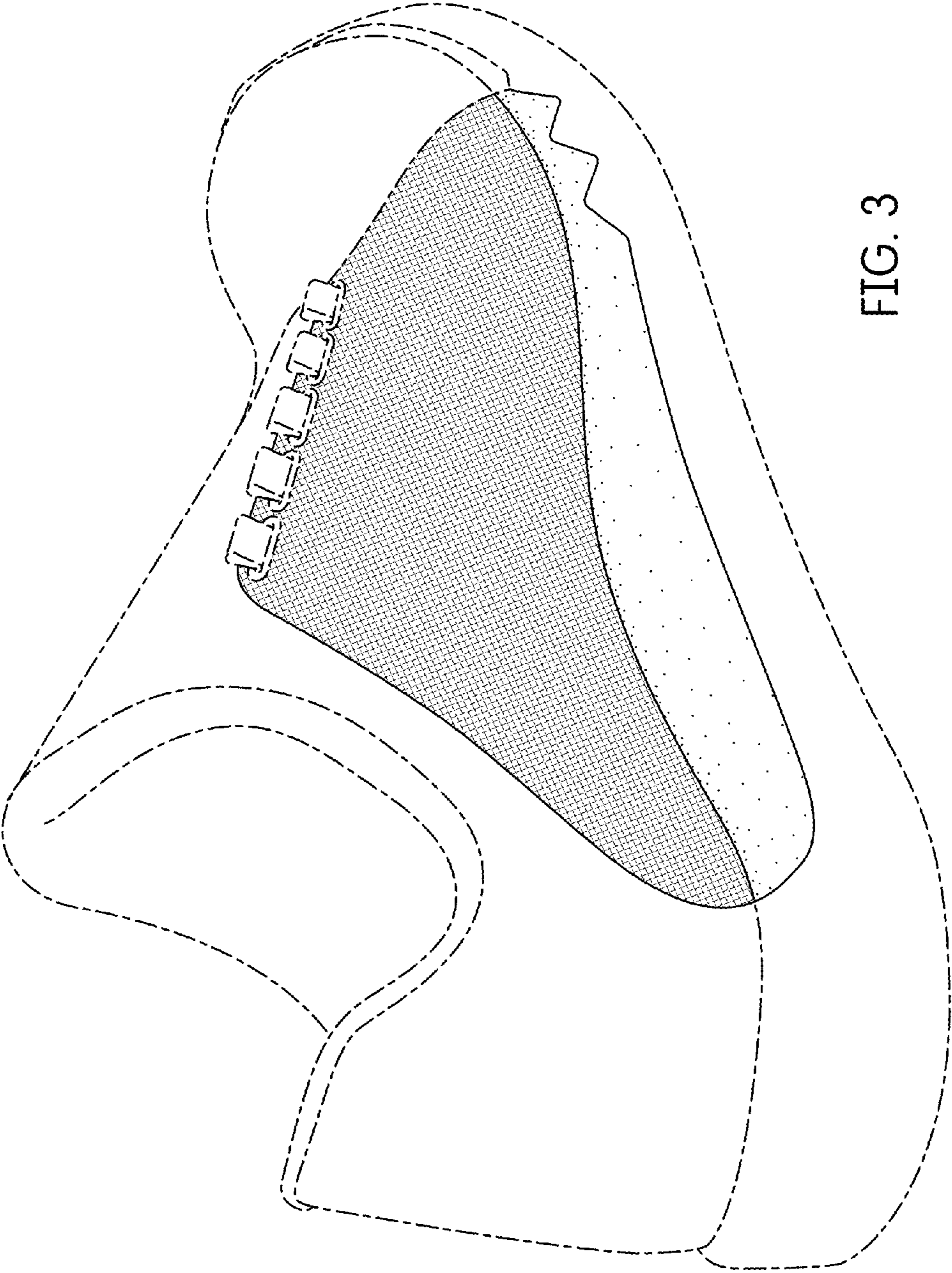


FIG. 3