



US00D700397S

(12) **United States Design Patent**
Manca et al.

(10) **Patent No.:** **US D700,397 S**
(45) **Date of Patent:** **** Feb. 25, 2014**

(54) **CHARGING UNIT ASSEMBLY**

(75) Inventors: **Laurent Manca**, Grandvaux (CH);
Philip Leung, Waltham, MA (US)

(73) Assignee: **Philip Morris Products S.A.**, Neuchâtel (CH)

(**) Term: **14 Years**

(21) Appl. No.: **29/429,405**

(22) Filed: **Aug. 10, 2012**

(30) **Foreign Application Priority Data**

Feb. 13, 2012 (EM) 001314090-0001
Feb. 13, 2012 (EM) 001314090-0002
Feb. 13, 2012 (EM) 001314090-0003

(51) **LOC (10) Cl.** **27-06**

(52) **U.S. Cl.**
USPC **D27/189**

(58) **Field of Classification Search**

USPC D27/100, 101, 103-105, 108, 125, 141,
D27/157, 159, 163-165, 170, 172, 174-176,
D27/183-194; D34/2; 206/242-276; D3/11,
D3/215, 220, 226-230, 265, 266, 294, 315,
D3/321, 281; 4/258, 259, 267, 271, 283;
131/270-273, 329, 330, 194, 189, 347,
131/360-365; D24/110, 113; D19/77, 81,
D19/84; D28/73-77, 83, 85; D9/702, 710,
D9/423, 721, 414, 420, 737, 751, 456,
D9/686; D14/138 AA, 138 AD; D13/108

See application file for complete search history.

(56) **References Cited**

U.S. PATENT DOCUMENTS

D142,840 S * 11/1945 Cutrow D27/159
D143,295 S * 12/1945 Fisher D27/159

(Continued)

FOREIGN PATENT DOCUMENTS

EP 1536703 9/2006
WO WO2008113420 9/2008
WO WO2009079641 6/2009

OTHER PUBLICATIONS

“English Translation of Notification for the Opinion of Examination”, mailed Jun. 25, 2013, in Taiwanese application No. 101304688 (3 pages).

(Continued)

Primary Examiner — Susan Bennett Hattan

Assistant Examiner — Janice Hallmark

(74) *Attorney, Agent, or Firm* — Oblon, Spivak, McClelland, Maier & Neustadt, L.L.P.

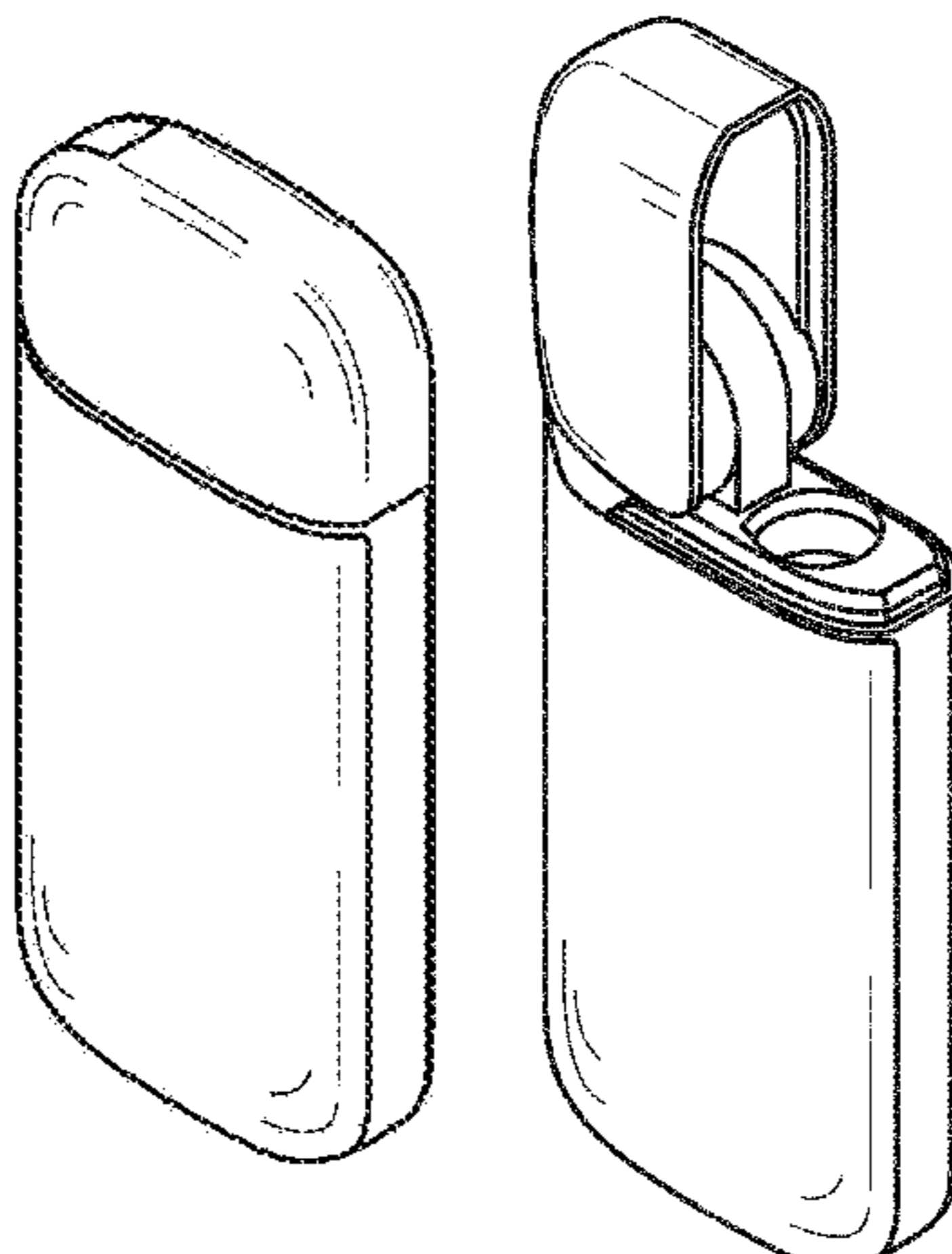
(57) **CLAIM**

The ornamental design for a charging unit assembly, as shown and described.

DESCRIPTION

FIG. 1 is a perspective view of a charging unit assembly showing the front, top, and right side of our new design in a closed position as viewed from the right side of the page; FIG. 2 is a side elevational view of one side thereof; FIG. 3 is a side elevational view of the opposite side thereof; FIG. 4 is a rear elevational view thereof; FIG. 5 is a front elevational view thereof; FIG. 6 is a top elevational view thereof; FIG. 7 is a bottom elevational view thereof; FIG. 8 is a perspective view of a charging unit assembly showing the front, top, and right side of our new design in an open position as viewed from the right side of the page; FIG. 9 is a side elevational view of one side thereof; FIG. 10 is a side elevational view of the opposite side thereof; FIG. 11 is a rear elevational view thereof; FIG. 12 is a front elevational view thereof; FIG. 13 is a top elevational view thereof; FIG. 14 is a bottom elevational view thereof; FIG. 15 is a perspective view of a charging unit assembly showing the front, top, and right side of our new design in an open position and with a removable smoking article inserted therein, as viewed from the right side of the page; FIG. 16 is a side elevational view of one side thereof; FIG. 17 is a side elevational view of the opposite side thereof; FIG. 18 is a rear elevational view thereof; FIG. 19 is a front elevational view thereof; FIG. 20 is a top elevational view thereof; and, FIG. 21 is a bottom elevational view thereof. The broken lines showing in FIGS. 15-17 and 19 depict environmental subject matter and form no part of the claimed design.

1 Claim, 21 Drawing Sheets



(56)

References Cited

U.S. PATENT DOCUMENTS

D188,507 S * 8/1960 Smith D27/159
 D206,898 S * 2/1967 Ensign D27/159
 D281,281 S * 11/1985 Matalon D28/5
 D323,292 S * 1/1992 Jones D9/424
 5,388,594 A * 2/1995 Counts et al. 131/329
 D356,247 S * 3/1995 Manoukian D9/686
 5,417,227 A 5/1995 West
 D371,633 S * 7/1996 Chenard D27/163
 D374,817 S * 10/1996 Bertolini et al. D9/727
 D403,590 S 1/1999 Wong
 6,532,965 B1 3/2003 Abhulimen et al.
 D514,741 S * 2/2006 Cohen Harel D27/157
 D527,140 S * 8/2006 Harel D27/141
 D548,396 S * 8/2007 Chen D27/157
 D578,251 S 10/2008 Bertuzzi et al.
 D596,787 S * 7/2009 Hearn D27/189
 D613,903 S * 4/2010 Wu et al. D27/189
 D624,694 S * 9/2010 Zande D27/141
 D625,611 S * 10/2010 Higuchi et al. D9/686
 D642,929 S * 8/2011 Mansau D9/687
 D643,294 S 8/2011 Thorpe et al.
 D646,574 S 10/2011 Bore
 D649,708 S * 11/2011 Oneil D27/163
 D656,094 S * 3/2012 Wu D13/108

D677,001 S * 2/2013 Liu D27/189
 D681,268 S * 4/2013 Wu D27/189
 D681,269 S * 4/2013 Wu D27/189
 D683,898 S * 6/2013 Liu D27/189
 D683,899 S * 6/2013 Liu D27/189
 2005/0092625 A1 * 5/2005 Brizzi et al. 206/242
 2010/0163063 A1 * 7/2010 Fernando et al. 131/184.1
 2010/0313901 A1 * 12/2010 Fernando et al. 131/330

OTHER PUBLICATIONS

U.S. Appl. No. 29/453,131, filed Apr. 25, 2013, including 2 pages of specification and 7 pages of drawing sheets.
 U.S. Appl. No. 29/453,120, filed Apr. 25, 2013, including 2 pages of specification and 5 pages of drawing sheets.
 U.S. Appl. No. 29/452,905, filed Apr. 23, 2013, including 2 pages of specification and 6 pages of drawing sheets.
 U.S. Appl. No. 29/453,128, filed Apr. 25, 2013, including 2 pages of specification and 6 pages of drawing sheets.
 English translation of Notification for the Opinion of Examination for Design Application in Taiwan No. 102302688, issued on Sep. 27, 2013 (2 pages).
 English translation of Search Report for Design Application in Taiwan No. 102302688, issued on Sep. 25, 2013, and citing prior art document US D578251 (1 page).

* cited by examiner

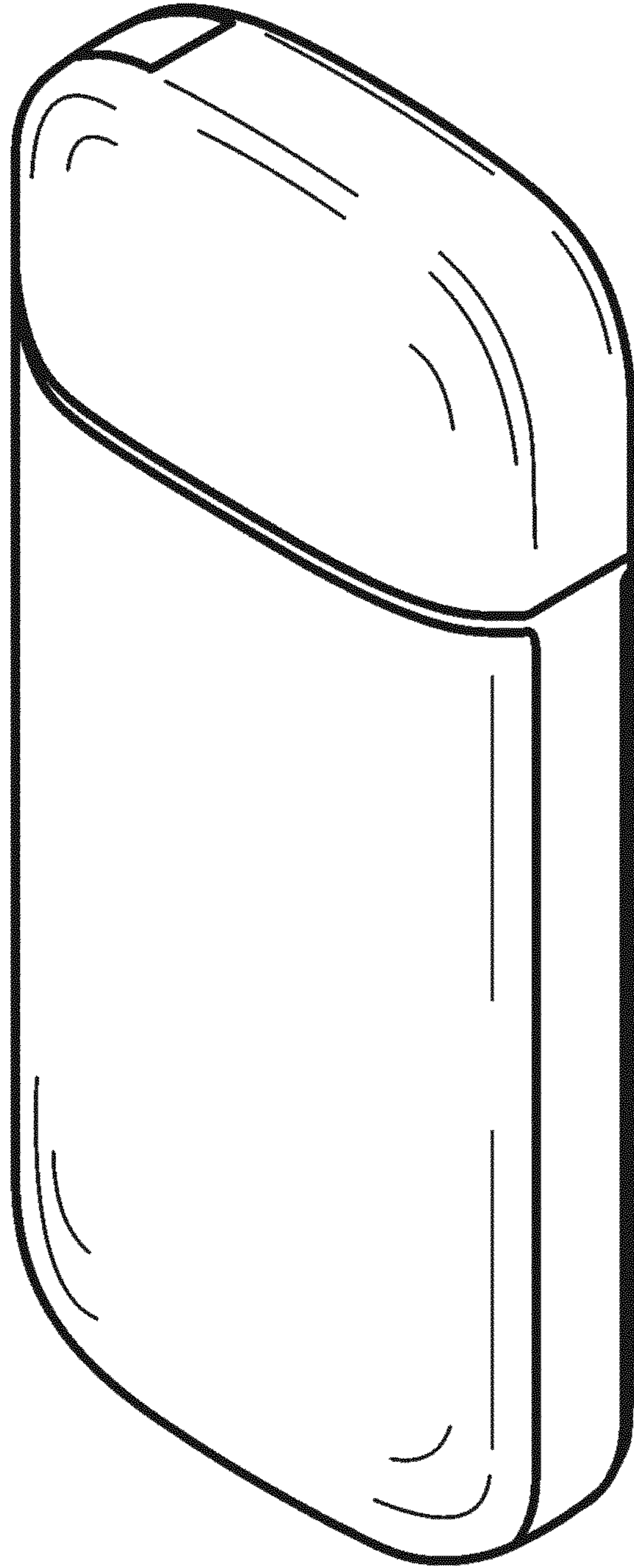


Fig. 1




Fig. 2




Fig. 3




Fig. 4




Fig. 5

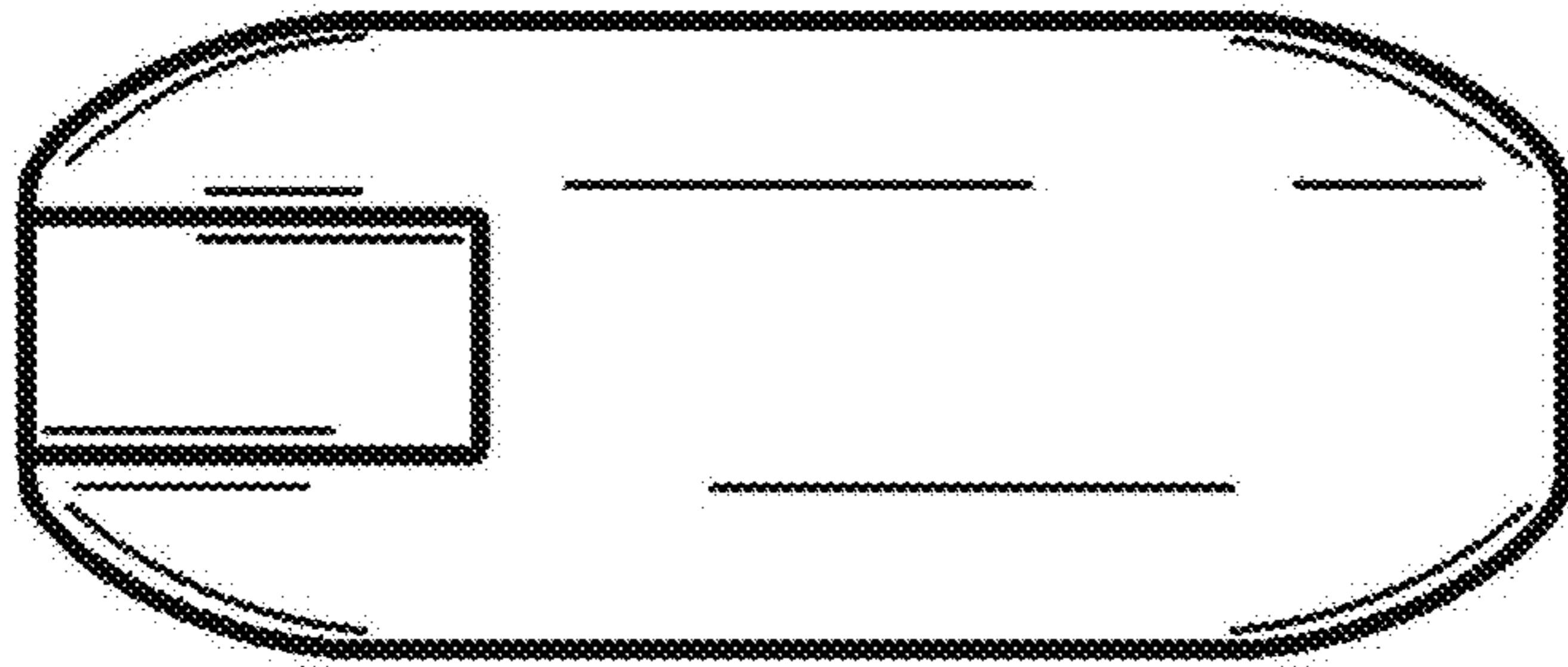


Fig. 6

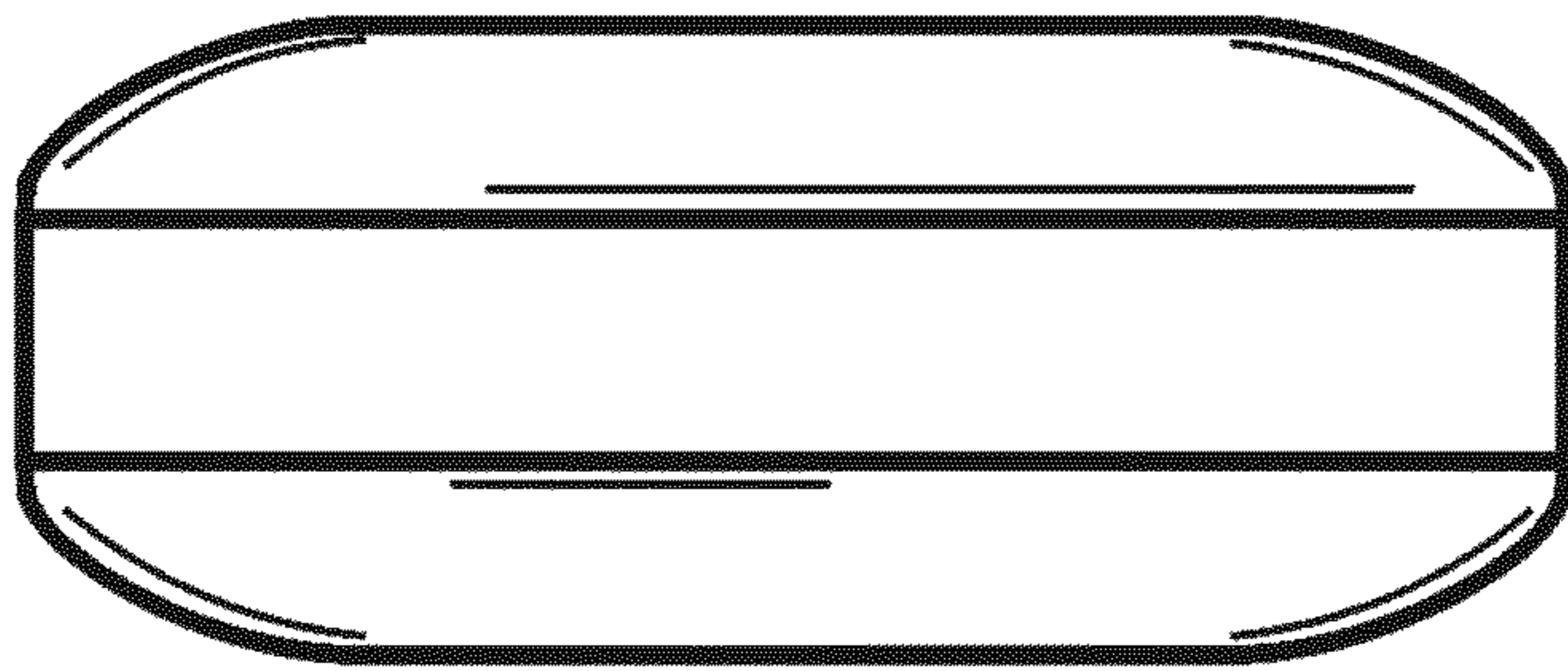


Fig. 7

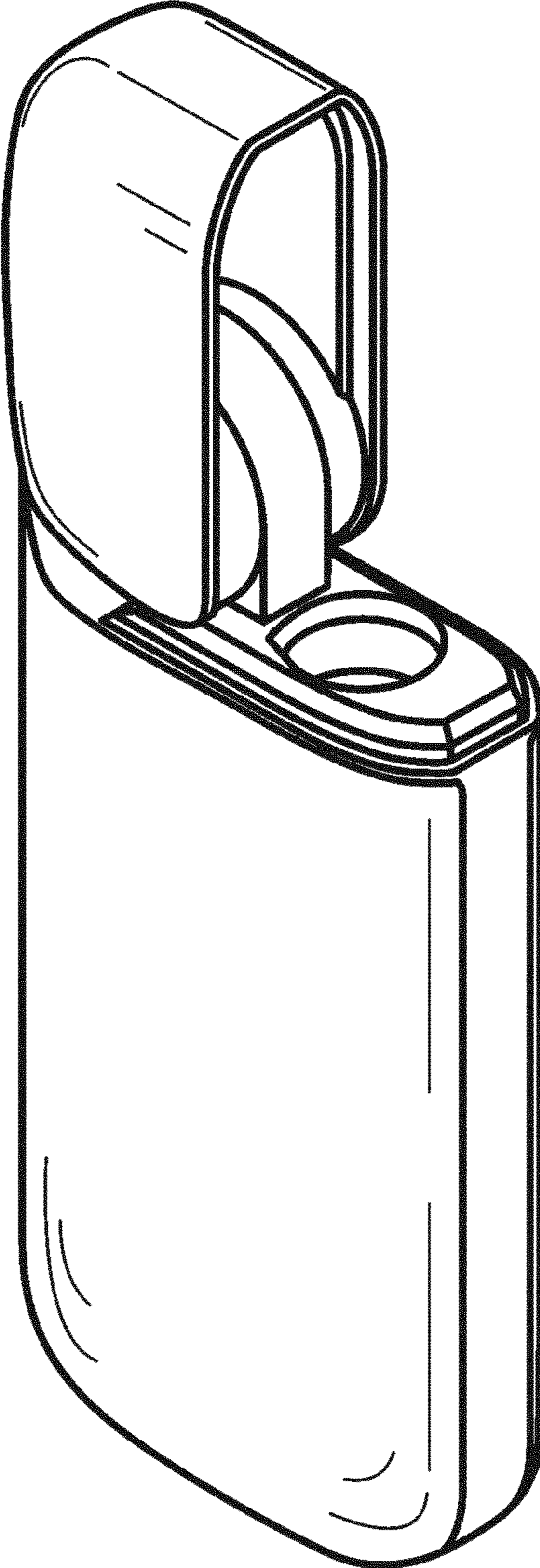


Fig. 8




Fig. 9




Fig. 10




Fig. 11




Fig. 12

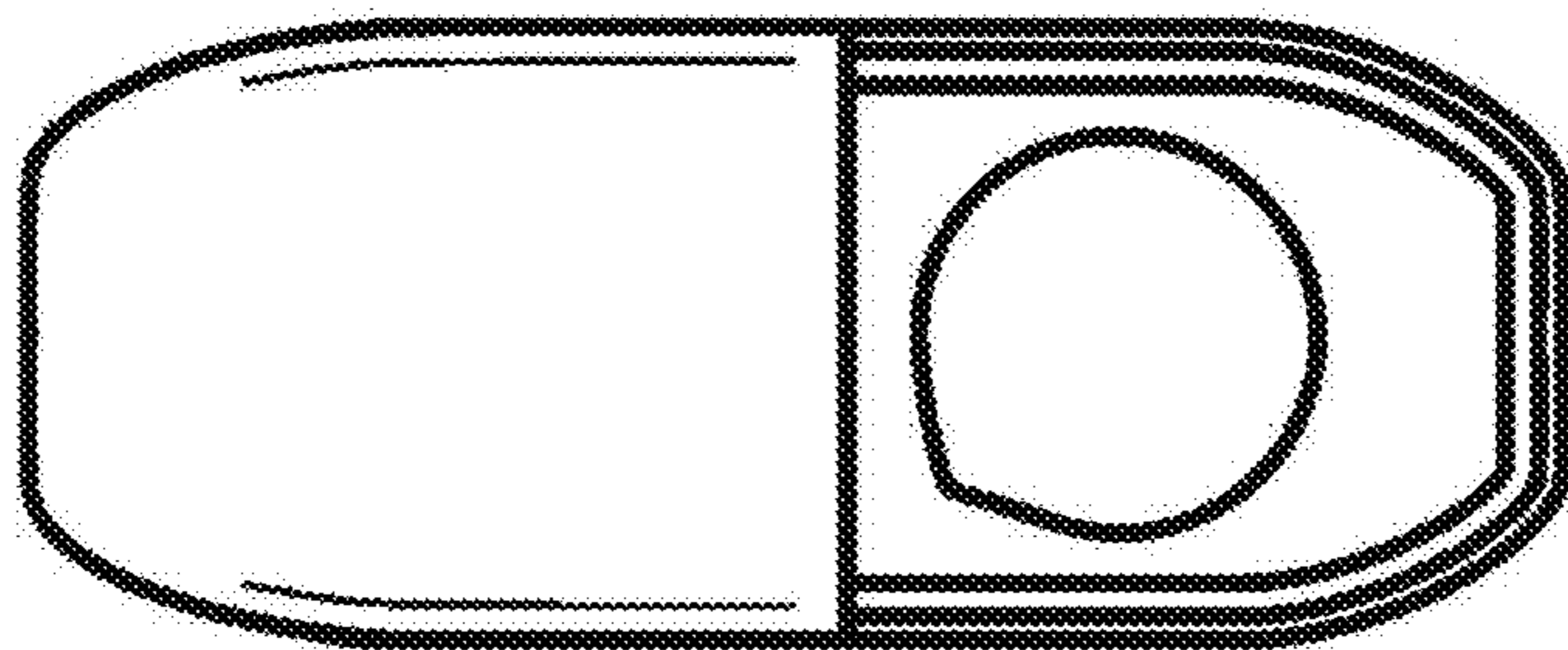


Fig. 13



Fig. 14

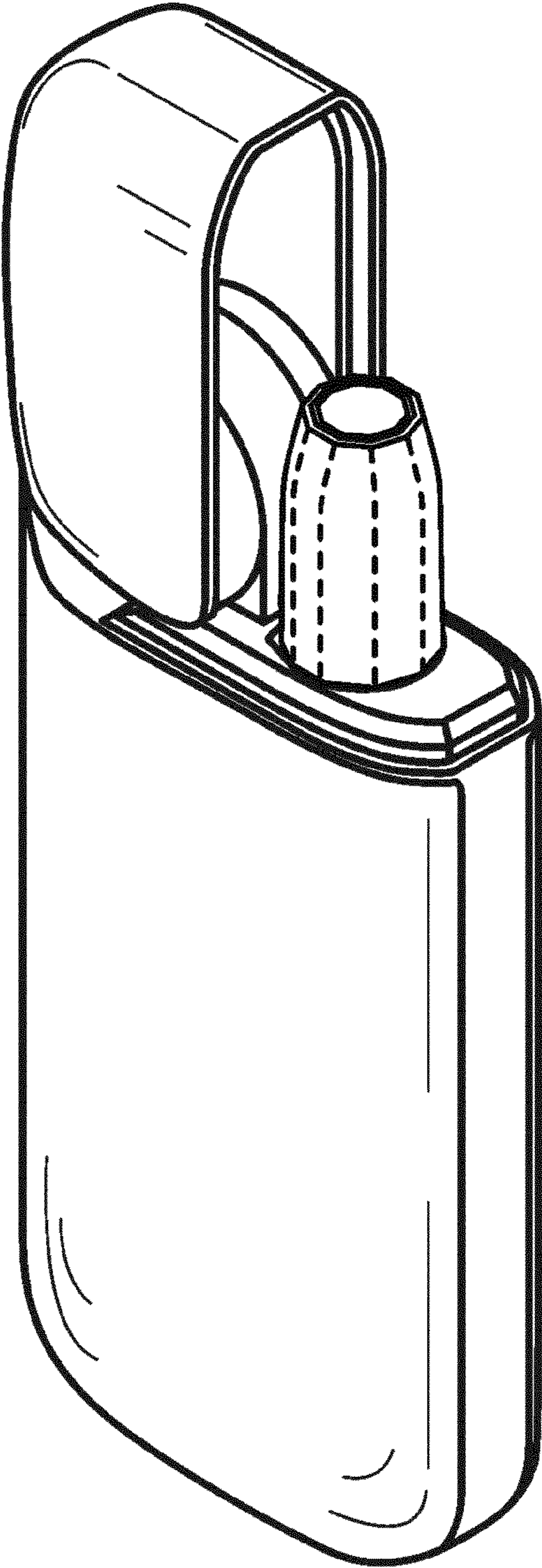


Fig. 15




Fig. 16




Fig. 17




Fig. 18




Fig. 19

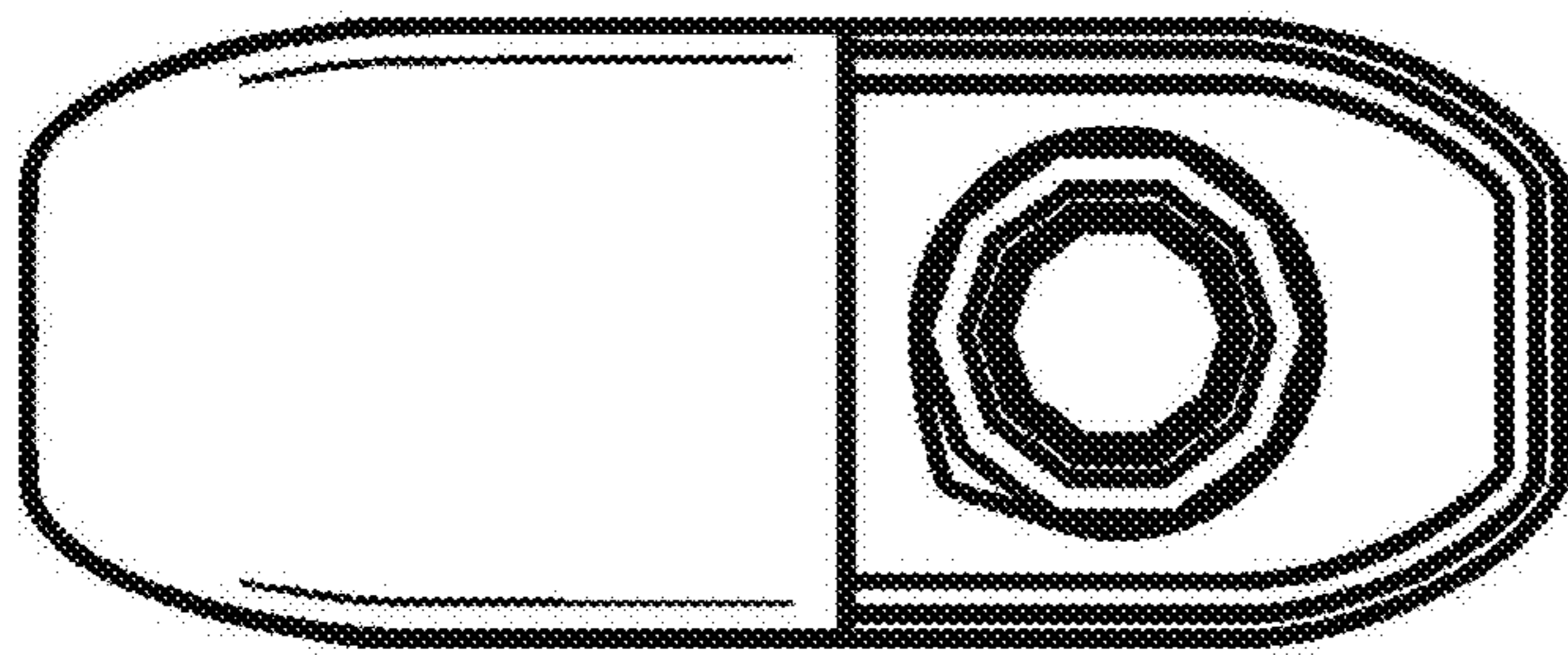


Fig. 20



Fig. 21