



US00D700391S

(12) **United States Design Patent**  
**Sabernig**

(10) **Patent No.:** **US D700,391 S**  
(45) **Date of Patent:** **\*\* Feb. 25, 2014**

(54) **LIGHT FIXTURE**

(71) Applicant: **EGLO Leuchten GmbH, Pill (AT)**

(72) Inventor: **Robert Sabernig, Münster (AT)**

(73) Assignee: **EGLO Leuchten GmbH (AT)**

(\*\*) Term: **14 Years**

(21) Appl. No.: **29/457,701**

(22) Filed: **Jun. 12, 2013**

(51) **LOC (10) Cl.** ..... **26-03**

(52) **U.S. Cl.**  
USPC ..... **D26/90; D26/84**

(58) **Field of Classification Search**  
USPC ..... D26/72, 73, 81, 84, 88, 90, 118,  
D26/127-137; 362/147, 404-408, 351, 360,  
362/361

See application file for complete search history.

(56) **References Cited**

**U.S. PATENT DOCUMENTS**

D69,971 S *	4/1926	Schlepp	.....	D26/88
D80,088 S *	12/1929	Plaut	.....	D26/91
D85,049 S *	9/1931	Kopp	.....	D26/128
D92,538 S *	6/1934	Johnson	.....	D26/135
3,212,713 A *	10/1965	Chatten	.....	239/17
D214,186 S *	5/1969	Meltzer	.....	D26/85
D399,330 S *	10/1998	Geier et al.	.....	D26/88
D444,263 S *	6/2001	Dolan	.....	D26/130
D482,815 S *	11/2003	Rugee	.....	D26/84
D555,282 S *	11/2007	Hidalgo	.....	D26/128
D592,791 S *	5/2009	Sabernig	.....	D26/84
D593,702 S *	6/2009	Sabernig	.....	D26/88
D634,046 S *	3/2011	Sabernig	.....	D26/84
D634,047 S *	3/2011	Sabernig	.....	D26/84
D634,051 S *	3/2011	Sabernig	.....	D26/88

D634,052 S *	3/2011	Sabernig	.....	D26/88
D650,123 S *	12/2011	Chen	.....	D26/130
D650,124 S *	12/2011	Chen	.....	D26/131
D655,851 S *	3/2012	Sabernig	.....	D26/88
D659,281 S *	5/2012	Patkus et al.	.....	D26/137
D659,884 S *	5/2012	Sabernig	.....	D26/88

**OTHER PUBLICATIONS**

All fixtures from the "Golden Mean" collection shown on p. 175 of the Framburg Catalog #A2006. ( 3 pages, includes front and rear covers of catalog).\*

\* cited by examiner

*Primary Examiner* — Clare E Heflin

(74) *Attorney, Agent, or Firm* — Baker & McKenzie LLP

(57) **CLAIM**

The ornamental design for a light fixture, as shown and described.

**DESCRIPTION**

FIG. 1 is a perspective view of a light fixture in accordance with my design;

FIG. 2 is a side elevation view of the light fixture in accordance with my design;

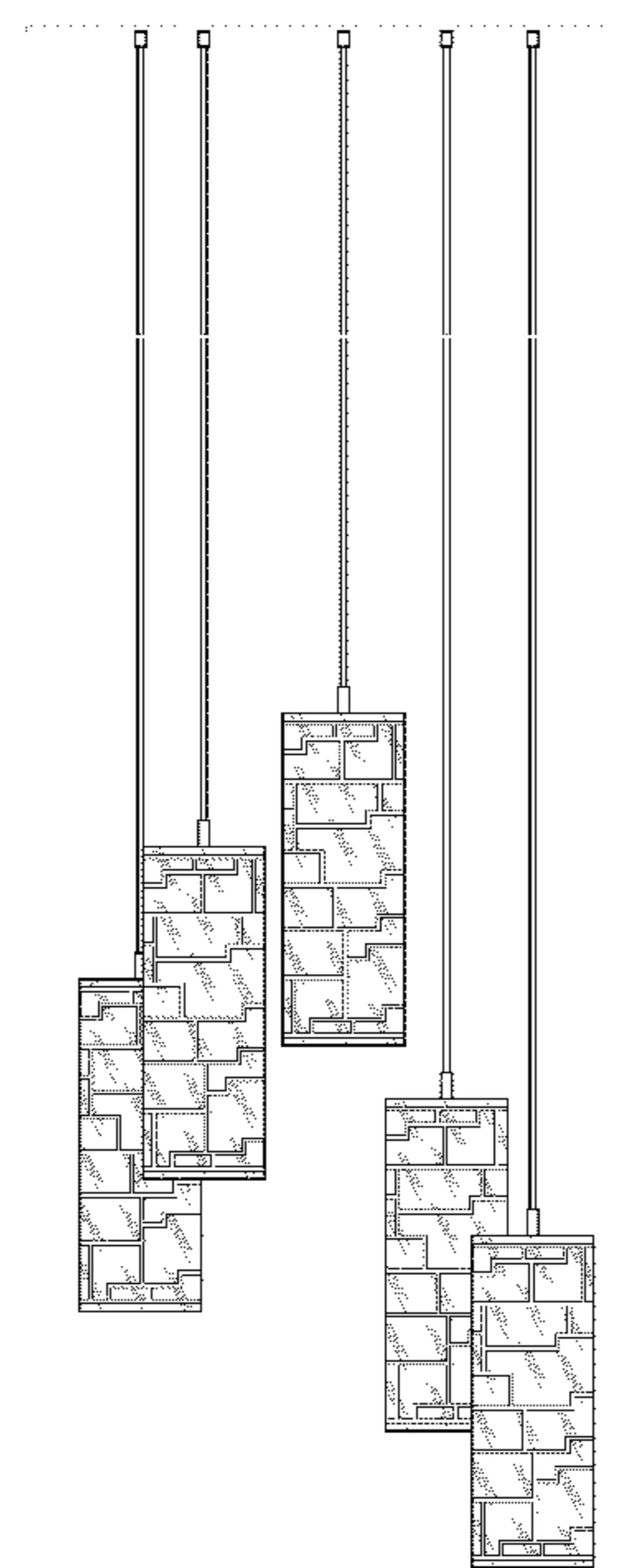
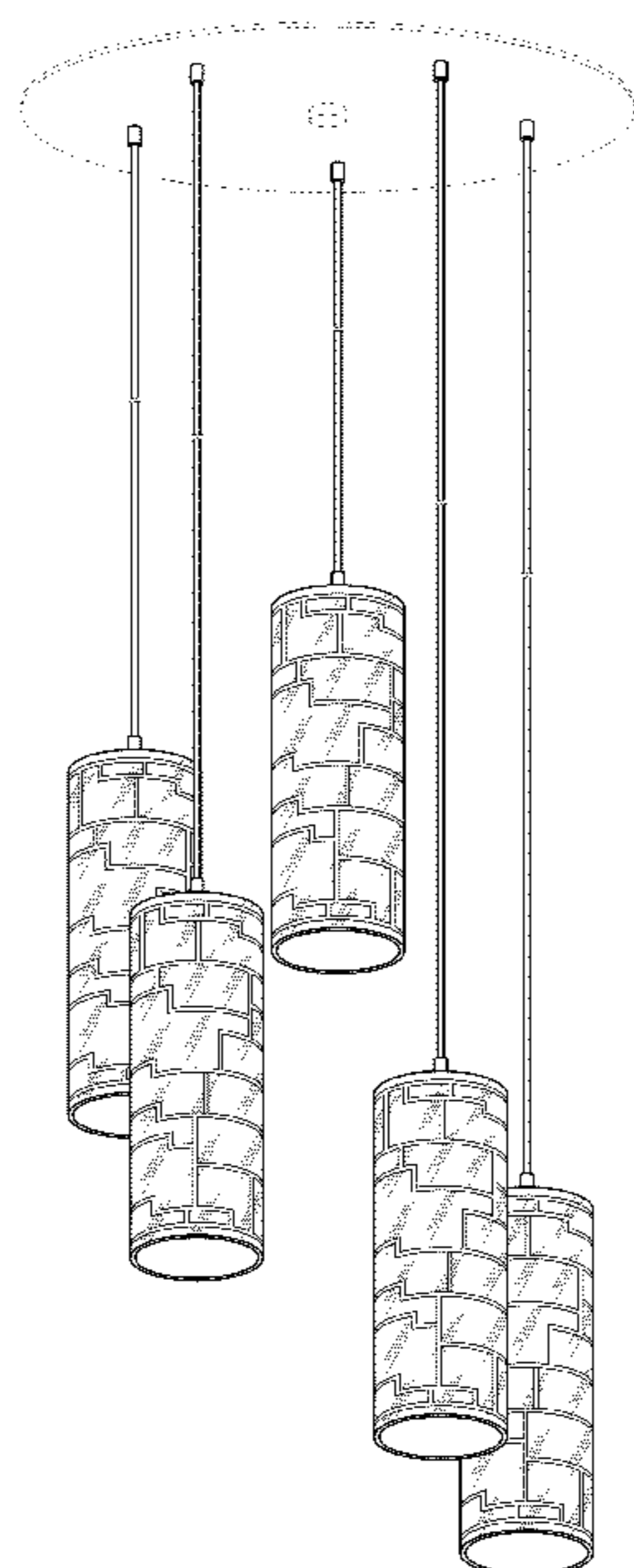
FIG. 3 is a top plan view of the light fixture in accordance with my design; and,

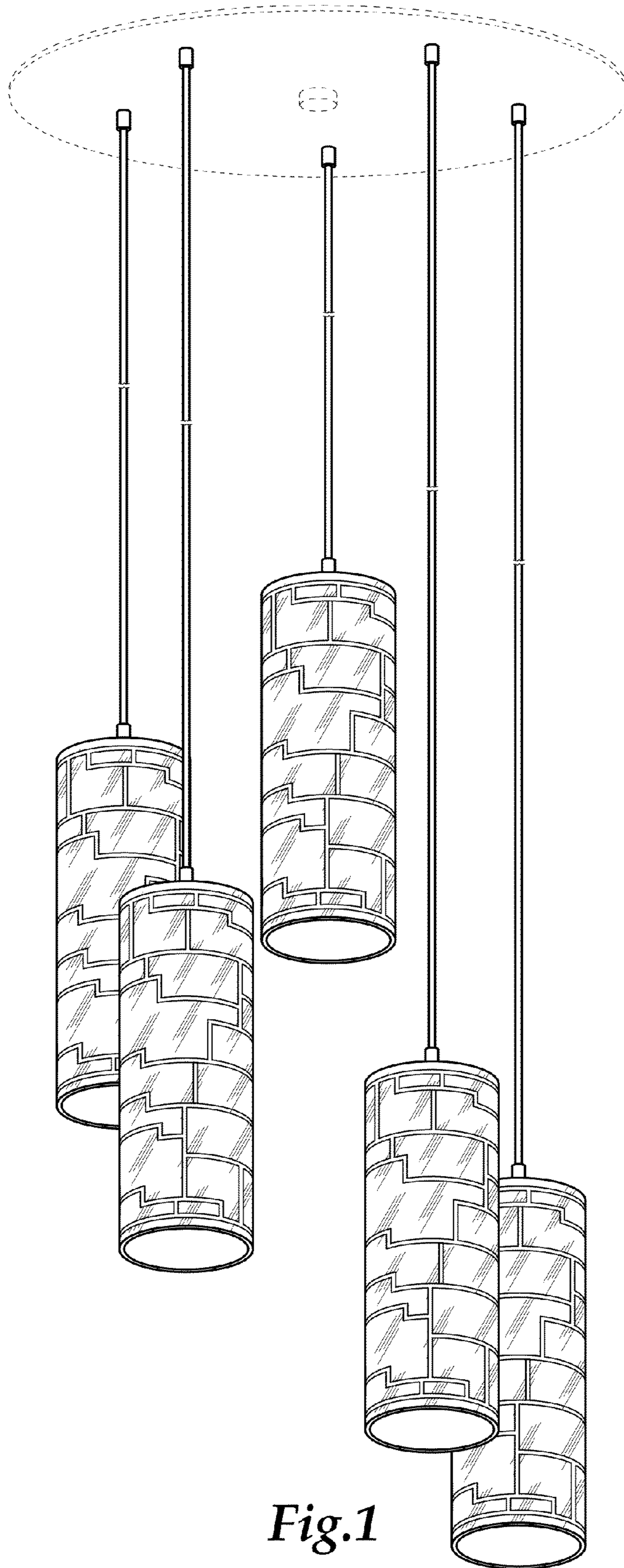
FIG. 4 is a bottom plan view of the light fixture in accordance with my design.

The portions of the light fixture shown broken away in FIGS. 1-2 are to depict nonspecific length.

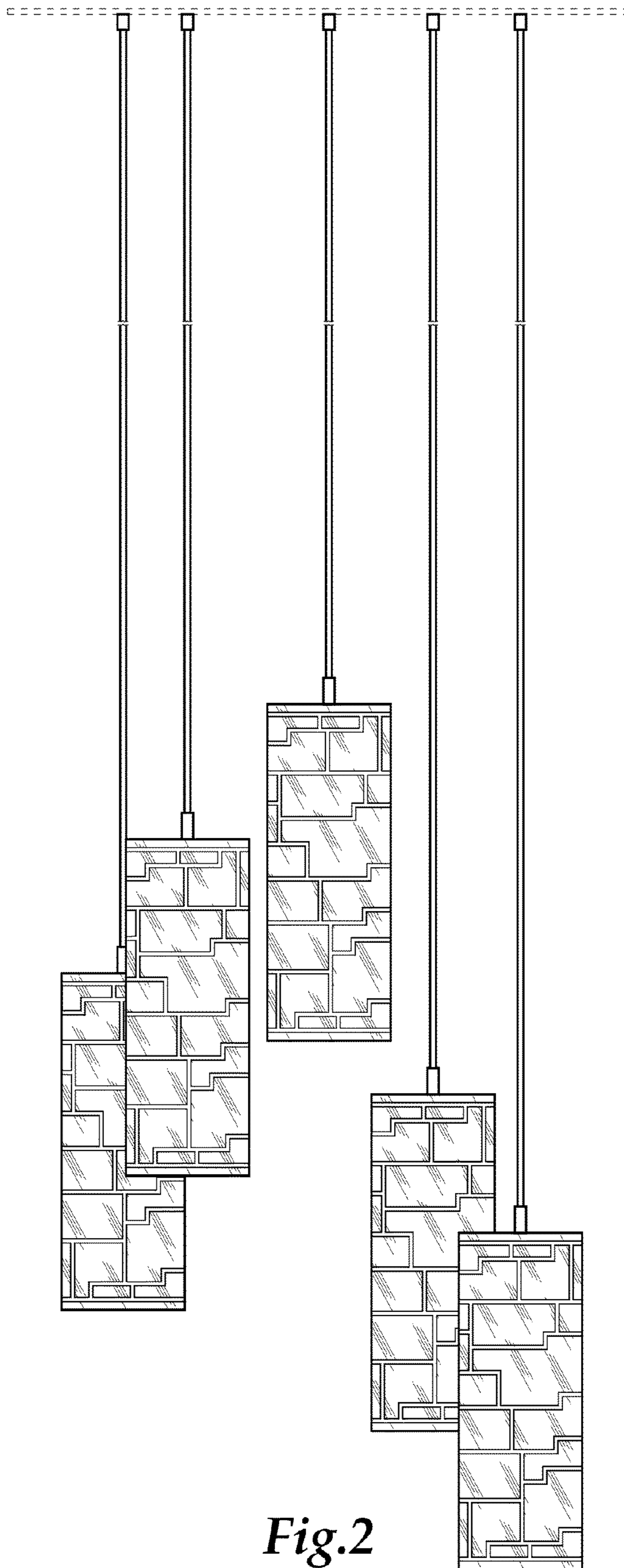
The broken-line disclosure of elements is understood to represent portions of the article in which the design is embodied, but which form no part of the claimed design.

**1 Claim, 3 Drawing Sheets**

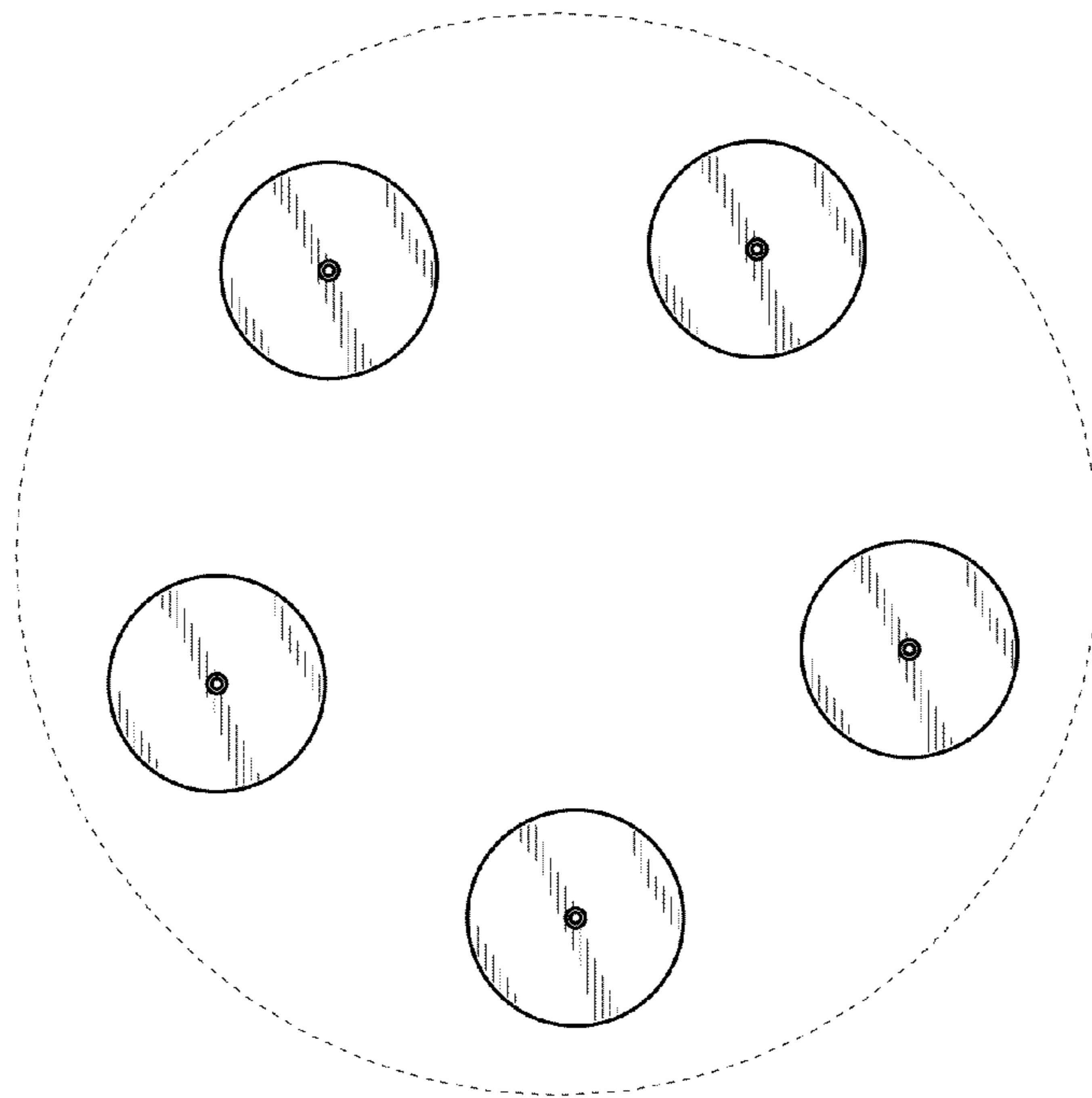




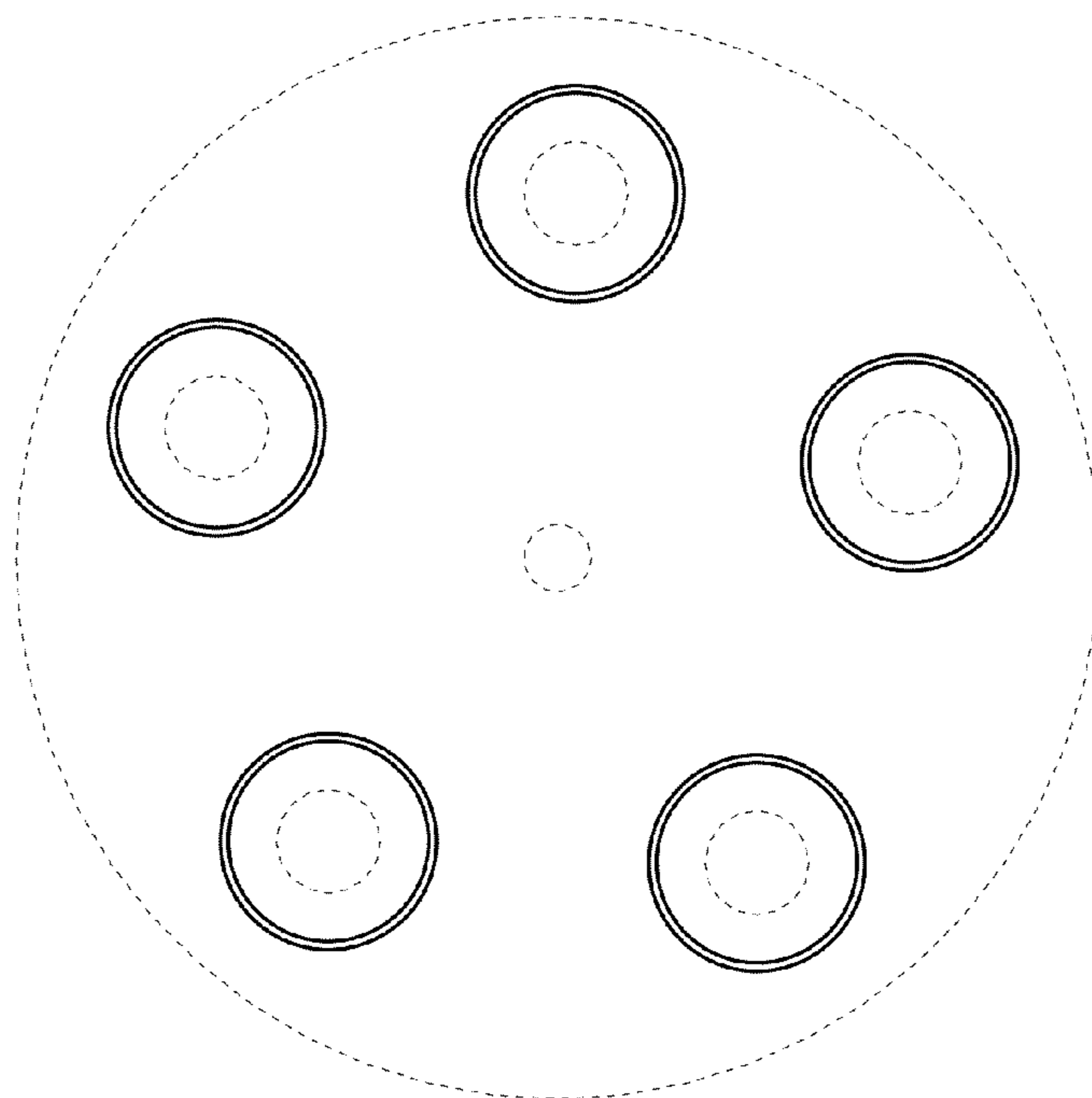
*Fig.1*



*Fig.2*



*Fig.3*



*Fig.4*