



US00D700388S

(12) **United States Design Patent**
Sabernig

(10) **Patent No.:** **US D700,388 S**

(45) **Date of Patent:** **** Feb. 25, 2014**

(54) **LIGHT FIXTURE**

(71) Applicant: **EGLO Leuchten GmbH**, Pill (AT)

(72) Inventor: **Robert Sabernig**, Münster (AT)

(73) Assignee: **EGLO Leuchten GmbH** (AT)

(**) Term: **14 Years**

(21) Appl. No.: **29/457,690**

(22) Filed: **Jun. 12, 2013**

(51) **LOC (10) Cl.** **26-03**

(52) **U.S. Cl.**
USPC **D26/88; D26/130**

(58) **Field of Classification Search**
USPC D26/72, 73, 81, 84, 88, 90, 118,
D26/127-137; 362/147, 404-408, 351, 360,
362/361

See application file for complete search history.

(56) **References Cited**

U.S. PATENT DOCUMENTS

D69,971 S *	4/1926	Schlepp	D26/88
D80,088 S *	12/1929	Plaut	D26/91
D85,049 S *	9/1931	Kopp	D26/128
D92,538 S *	6/1934	Johnson et al.	D26/135
D214,186 S *	5/1969	Meltzer	D26/85
D399,330 S *	10/1998	Geier et al.	D26/88
D444,263 S *	6/2001	Dolan	D26/130
D555,282 S *	11/2007	Hidalgo	D26/128
D593,702 S *	6/2009	Sabernig	D26/88
D634,051 S *	3/2011	Sabernig	D26/88
D634,052 S *	3/2011	Sabernig	D26/88

D650,123 S *	12/2011	Chen	D26/130
D650,124 S *	12/2011	Chen	D26/131
D655,851 S *	3/2012	Sabernig	D26/88
D659,281 S *	5/2012	Patkus et al.	D26/137

OTHER PUBLICATIONS

“Golden Mean Collection” light fixtures shown on p. 175 of the Framburg Catalog #A2006. © 2006. (3 pages; includes front and rear covers of catalog).*

* cited by examiner

Primary Examiner — Clare E Heflin

(74) *Attorney, Agent, or Firm* — Baker & McKenzie LLP

(57) **CLAIM**

The ornamental design for a light fixture, as shown and described.

DESCRIPTION

FIG. 1 is a perspective view of a light fixture in accordance with my design;

FIG. 2 is a side elevation view of the light fixture in accordance with my design, the other side views being substantially identical thereto;

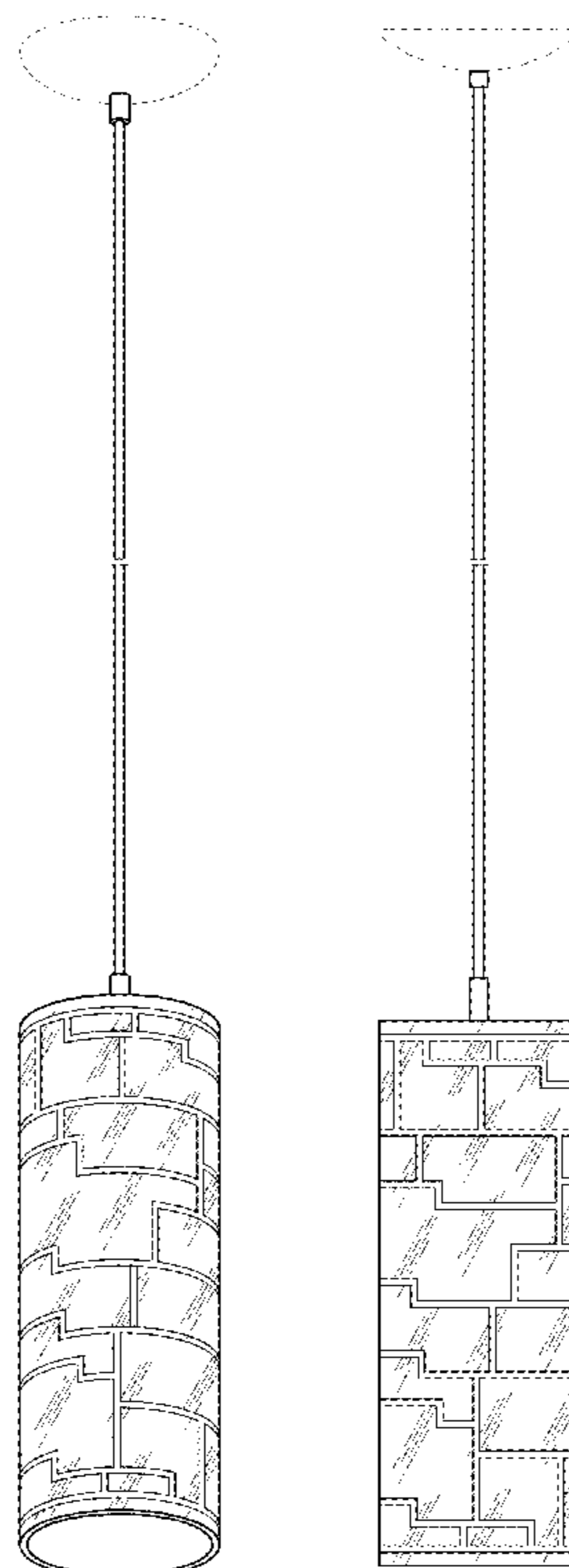
FIG. 3 is a top plan view of the light fixture in accordance with my design; and,

FIG. 4 is a bottom plan view of the light fixture in accordance with my design.

The portions of the light fixture shown broken away in FIGS. 1-2 are to depict nonspecific length.

The broken-line disclosure of elements is understood to represent portions of the article in which the design is embodied, but which form no part of the claimed design.

1 Claim, 1 Drawing Sheet



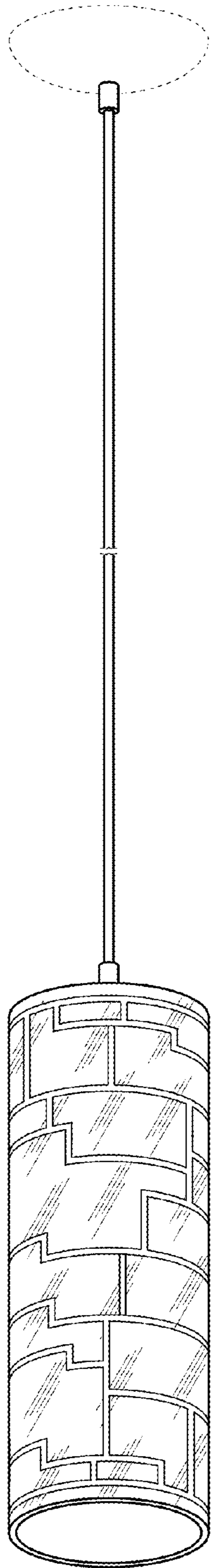


Fig.1

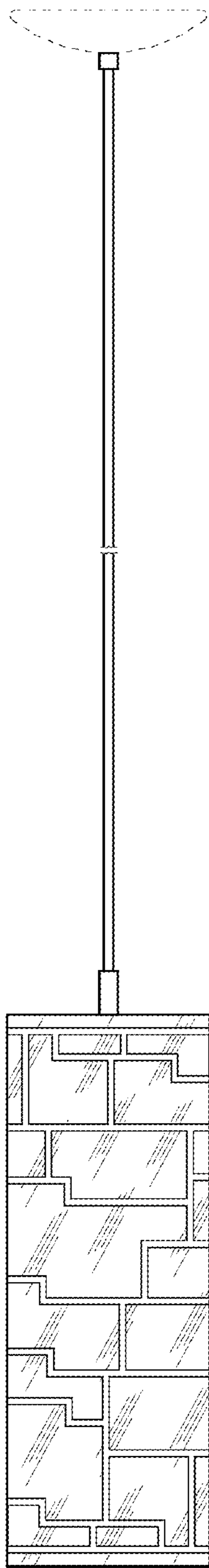


Fig.2

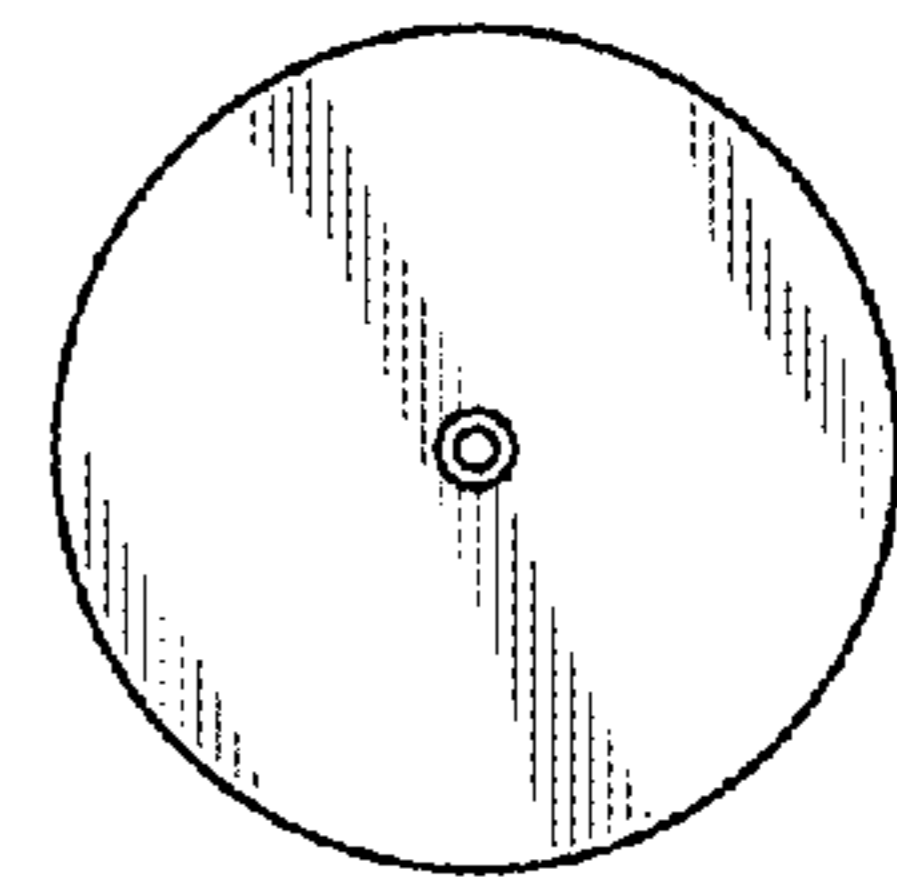


Fig.3

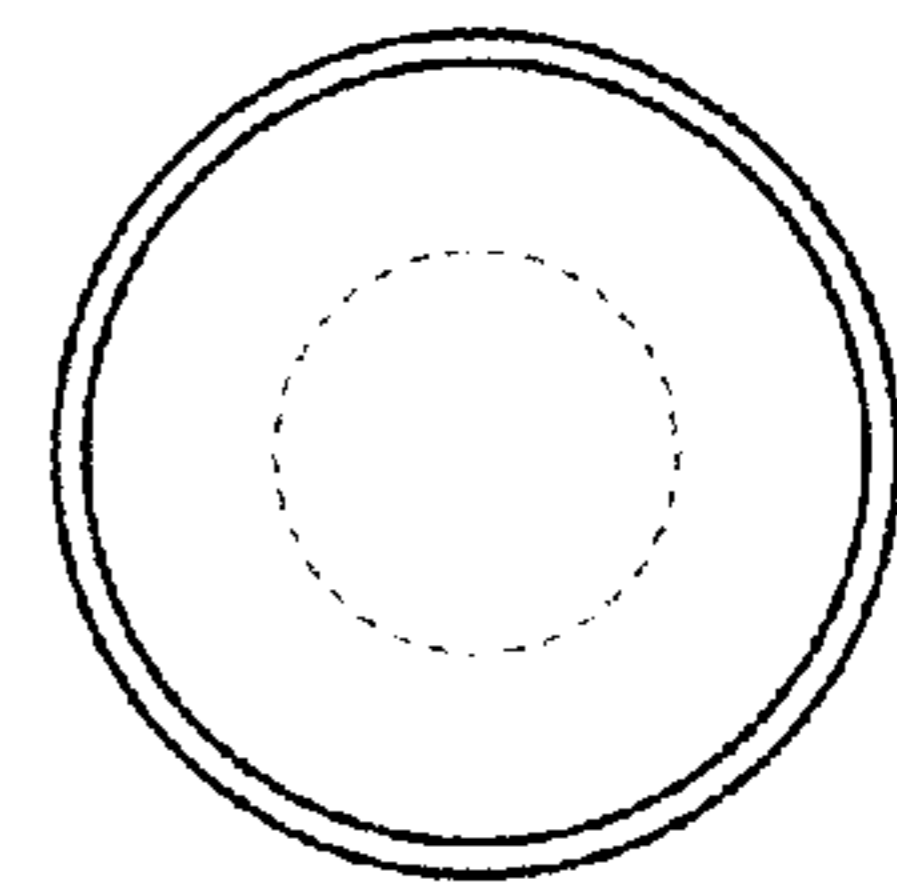


Fig.4