



US00D700369S

(12) **United States Design Patent**  
**Meyers**

(10) **Patent No.:** **US D700,369 S**  
(45) **Date of Patent:** **\*\* Feb. 25, 2014**

- (54) **SIDEWALK TILE**
- (71) Applicant: **Tuf-Tite, Inc.**, Lake Zurich, IL (US)
- (72) Inventor: **Theodore W. Meyers**, Barrington, IL (US)
- (73) Assignee: **Tuf-Tite, Inc.**, Lake Zurich, IL (US)
- (\*\*) Term: **14 Years**
- (21) Appl. No.: **29/459,722**
- (22) Filed: **Jul. 2, 2013**

D532,122	S	11/2006	Shuman et al.
7,142,095	B1	11/2006	Grayson
7,182,548	B1	2/2007	Womack
7,223,048	B1	5/2007	Greer et al.
7,249,911	B2	7/2007	Hyams
D556,921	S *	12/2007	Arden et al. .... D25/163
7,674,066	B2	3/2010	Wehmeyer
7,779,581	B2	8/2010	Flaherty et al.
8,028,491	B2	10/2011	Flaherty et al.
2003/0084523	A1	5/2003	Szekely
2006/0039752	A1	2/2006	Hyams
2006/0210766	A1	9/2006	Press et al.
2006/0245827	A1	11/2006	Rydin et al.

(Continued)

**Related U.S. Application Data**

- (60) Division of application No. 29/439,118, filed on Dec. 6, 2012, now Pat. No. Des. 691,743, which is a continuation of application No. 13/349,309, filed on Jan. 12, 2012.
- (51) **LOC (10) Cl.** ..... **25-01**
- (52) **U.S. Cl.**  
USPC ..... **D25/163**
- (58) **Field of Classification Search**  
USPC ..... D25/163, 157; 404/34, 35, 42, 19, 20, 404/9; 52/177, 179, 188, 316  
See application file for complete search history.

**References Cited**

**U.S. PATENT DOCUMENTS**

4,080,087	A	3/1978	Phillips
5,281,459	A	1/1994	Van Eijck
5,303,669	A	4/1994	Szekely
5,328,293	A	7/1994	Keefe
5,775,835	A	7/1998	Szekely
D462,791	S	9/2002	Sweeting-McCombs et al.
6,951,435	B1	10/2005	Fennessy, Sr.
6,971,818	B1	12/2005	Schabacker
7,001,103	B2	2/2006	Sippola

**FOREIGN PATENT DOCUMENTS**

CA	2032532	A1	12/1991
CA	2070984	A1	6/1992
CA	2092367	A1	9/1994

*Primary Examiner* — Doris Clark

(74) *Attorney, Agent, or Firm* — Marshall, Gerstein & Borun LLP

(57) **CLAIM**

The ornamental design for a sidewalk tile, as shown and described.

**DESCRIPTION**

FIG. 1 is a front view showing of my new design for a sidewalk tile, wherein elements on a top surface of each truncated dome of the sidewalk tile are illustrated in broken lines;


FIG. 2 is a bottom view of the sidewalk tile of FIG. 1;

FIG. 3 is a front perspective view of the sidewalk tile of FIG. 1; and,

FIG. 4 is a rear view of the sidewalk tile of FIG. 1.

The broken lines in the FIGURES form no part of the claimed design.

**1 Claim, 4 Drawing Sheets**



(56)

**References Cited**

U.S. PATENT DOCUMENTS

2007/0092335 A1 4/2007 Wehmeyer  
2007/0196169 A1 8/2007 Logan et al.  
2007/0201949 A1 8/2007 Veldboom et al.

2008/0008526 A1 1/2008 Boghossian  
2010/0313502 A1 12/2010 Flaherty et al.  
2012/0017823 A1 1/2012 Flaherty et al.  
2012/0124936 A1 5/2012 Flaherty et al.

\* cited by examiner






FIG. 1






FIG. 2




FIG. 3




FIG. 4



UNITED STATES PATENT AND TRADEMARK OFFICE  
**CERTIFICATE OF CORRECTION**

PATENT NO. : D700,369 S  
APPLICATION NO. : 29/459722  
DATED : February 25, 2014  
INVENTOR(S) : Theodore W. Meyers

Page 1 of 6

It is certified that error appears in the above-identified patent and that said Letters Patent is hereby corrected as shown below:

The title page should be deleted and substitute the attached title page.

In the Drawings

Delete drawing sheets 1-4 and substitute therefor the drawing sheets, consisting of Figs. 1-4, as shown on the attached pages.

Signed and Sealed this  
Thirteenth Day of May, 2014



Michelle K. Lee  
*Deputy Director of the United States Patent and Trademark Office*

(12) **United States Design Patent**  
**Meyers**

(10) **Patent No.:** **US D700,369 S**  
(45) **Date of Patent:** **\*\* Feb. 25, 2014**

- (54) **SIDEWALK TILE**
- (71) Applicant: **Tuf-Tite, Inc., Lake Zurich, IL (US)**
- (72) Inventor: **Theodore W. Meyers, Barrington, IL (US)**
- (73) Assignee: **Tuf-Tite, Inc., Lake Zurich, IL (US)**
- (\*\*) Term: **14 Years**
- (21) Appl. No.: **29/459,722**
- (22) Filed: **Jul. 2, 2013**

D532,122	S	11/2006	Shuman et al.
7,142,095	B1	11/2006	Grayson
7,182,548	B1	2/2007	Womack
7,223,048	B1	5/2007	Greer et al.
7,249,911	B2	7/2007	Hyams
D556,921	S *	12/2007	Arden et al. .... D25/163
7,674,066	B2	3/2010	Wehmeyer
7,779,581	B2	8/2010	Flaherty et al.
8,028,491	B2	10/2011	Flaherty et al.
2003/0084523	A1	5/2003	Szekely
2006/0039752	A1	2/2006	Hyams
2006/0210766	A1	9/2006	Press et al.
2006/0245827	A1	11/2006	Rydin et al.

(Continued)

**Related U.S. Application Data**

- (60) Division of application No. 29/439,118, filed on Dec. 6, 2012, now Pat. No. Des. 691,743, which is a continuation of application No. 13/349,309, filed on Jan. 12, 2012.
- (51) **LOC (10) Cl.** ..... **25-01**
- (52) **U.S. Cl.**  
USPC ..... **D25/163**
- (58) **Field of Classification Search**  
USPC ..... **D25/163, 157; 404/34, 35, 42, 19, 20, 404/9; 52/177, 179, 188, 316**  
See application file for complete search history.

**References Cited**

**U.S. PATENT DOCUMENTS**

4,080,087	A	3/1978	Phillips
5,281,459	A	1/1994	Van Eijck
5,303,669	A	4/1994	Szekely
5,328,293	A	7/1994	Keefe
5,775,835	A	7/1998	Szekely
D462,791	S	9/2002	Sweeting-McCombs et al.
6,951,435	B1	10/2005	Fennessy, Sr.
6,971,818	B1	12/2005	Schabacker
7,001,103	B2	2/2006	Sippola

**FOREIGN PATENT DOCUMENTS**

CA	2032532	A1	12/1991
CA	2070984	A1	6/1992
CA	2092367	A1	9/1994

*Primary Examiner* - Doris Clark  
(74) *Attorney, Agent, or Firm* — Marshall, Gerstein & Borun LLP


**CLAIM**

(57) The ornamental design for a sidewalk tile, as shown and described.

**DESCRIPTION**

FIG. 1 is a front view showing of my new design for a sidewalk tile, wherein elements on a top surface of each truncated dome of the sidewalk tile are illustrated in broken lines;  
FIG. 2 is a bottom view of the sidewalk tile of FIG. 1;  
FIG. 3 is a front perspective view of the sidewalk tile of FIG. 1; and,  
FIG. 4 is a rear view of the sidewalk tile of FIG. 1.  
The broken lines in the FIGURES form no part of the claimed design.

**1 Claim, 4 Drawing Sheets**








FIG. 1



FIG. 2






FIG. 3




FIG. 4