



US00D700363S

(12) **United States Design Patent**
Schober et al.

(10) **Patent No.:** **US D700,363 S**
(45) **Date of Patent:** **** Feb. 25, 2014**

(54) **ARCHITECTURAL PANEL WITH ROUND
CAPIZ SHELL EMBOSSED SURFACE**

(71) Applicants: **Dennis Schober**, Bellevue, WA (US);
Todd Darrow, Edmonds, WA (US);
Patrick W. Williams, Issaquah, WA
(US)

(72) Inventors: **Dennis Schober**, Bellevue, WA (US);
Todd Darrow, Edmonds, WA (US);
Patrick W. Williams, Issaquah, WA
(US)

(73) Assignee: **Lumicor Inc.**, Renton, WA (US)

(**) Term: **14 Years**

(21) Appl. No.: **29/465,973**

(22) Filed: **Sep. 3, 2013**

(51) **LOC (10) Cl.** **25-01**

(52) **U.S. Cl.**
USPC **D25/111; D25/138**

(58) **Field of Classification Search**
USPC D25/48.3, 48.7, 48.8, 103-111, 138,
D25/149, 155-157, 163; D6/306, 332;
52/204.59; D26/118-122; 428/13, 38,
428/49; 312/138.1; D5/6, 16, 24, 37, 60,
D5/66; D11/139, 151; 264/261
See application file for complete search history.

(56) **References Cited**

U.S. PATENT DOCUMENTS

303,359	A	*	8/1884	Belcher	428/38
D27,344	S	*	7/1897	Basquin	D25/109
D30,964	S	*	6/1899	Schmitt	D25/103
D34,239	S	*	3/1901	Martin	D25/103
D56,344	S	*	10/1920	Dixon	D25/106
D76,137	S	*	8/1928	Jacklin	D25/103
D84,923	S	*	8/1931	Crawford	D25/103

D187,102	S	*	1/1960	McCobb	D25/103
D194,675	S	*	2/1963	Vogel	D25/163
D202,175	S	*	9/1965	Blau	D25/48.3
D257,407	S	*	10/1980	Maahsen	D25/111
D286,173	S	*	10/1986	Baus	D23/305
D487,319	S	*	3/2004	Baxter	D25/163
D508,180	S	*	8/2005	Sneed	D6/582
D564,104	S	*	3/2008	Savinel et al.	D25/103
D632,405	S	*	2/2011	Metcalf	D25/138
D644,750	S	*	9/2011	McMaster	D25/138

* cited by examiner

Primary Examiner — Susan Bennett Hattan

Assistant Examiner — Janice Hallmark

(57) **CLAIM**

We claim the ornamental design for an architectural panel with round capiz shell embossed surface, as shown and described.

DESCRIPTION

FIG. 1 is a perspective view of an architectural panel with round capiz shell embossed surface, showing our new design
FIG. 2 is a front view of the architectural panel with round capiz shell embossed surface.

FIG. 3 is a back view of the architectural panel with round capiz shell embossed surface.

FIG. 4 is a left side view of the architectural panel with round capiz shell embossed surface.


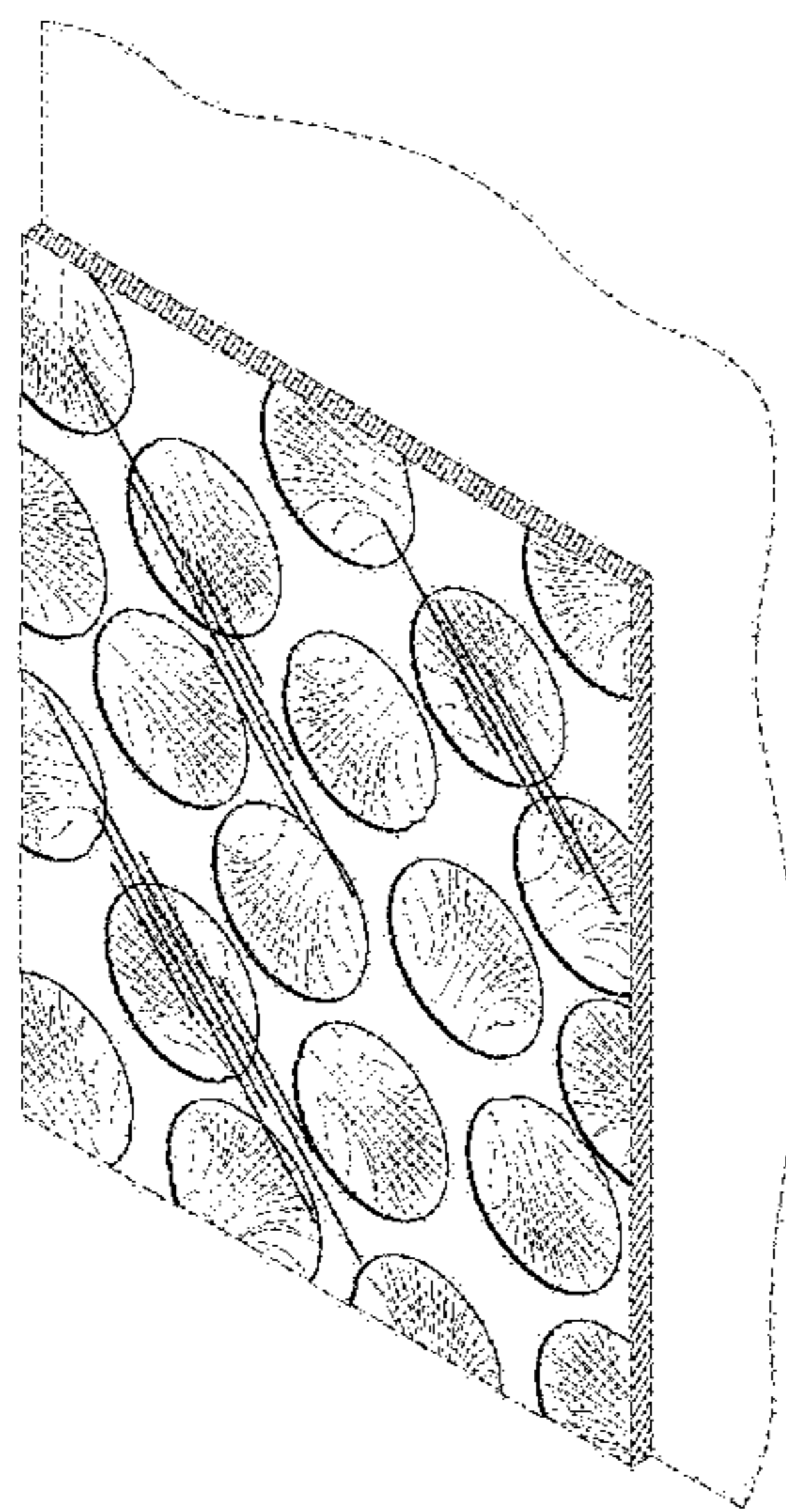
FIG. 5 is a right side view of the architectural panel with round capiz shell embossed surface.

FIG. 6 is a top view of the architectural panel with round capiz shell embossed surface; and,

FIG. 7 is a bottom view of the architectural panel with round capiz shell embossed surface.

The broken lines adjacent to the shaded portions of the design depict the bounds of the claim and all other broken lines depict environmental subject matter. All broken lines form no part of the claim.

1 Claim, 4 Drawing Sheets



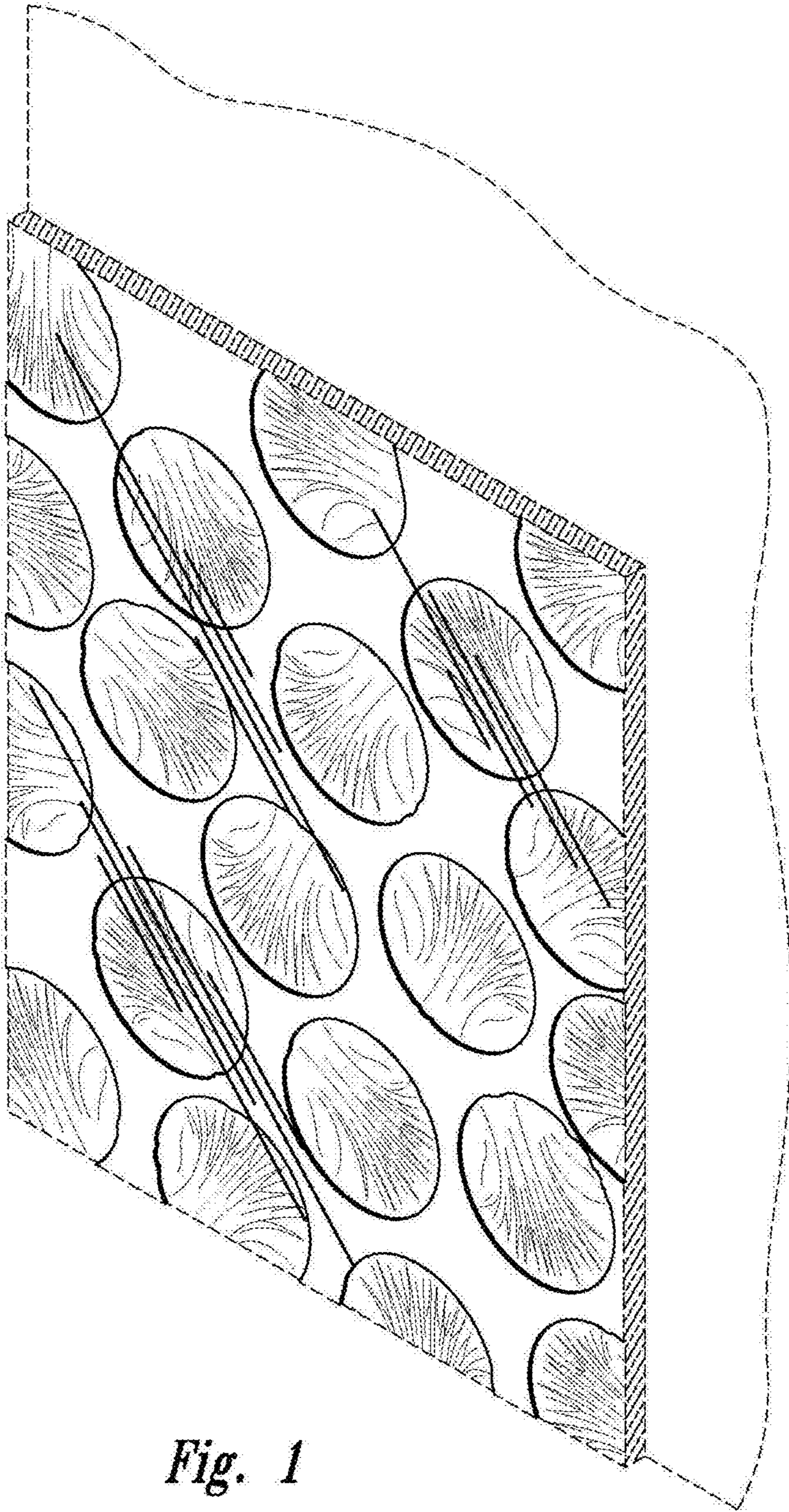


Fig. 1




Fig. 2

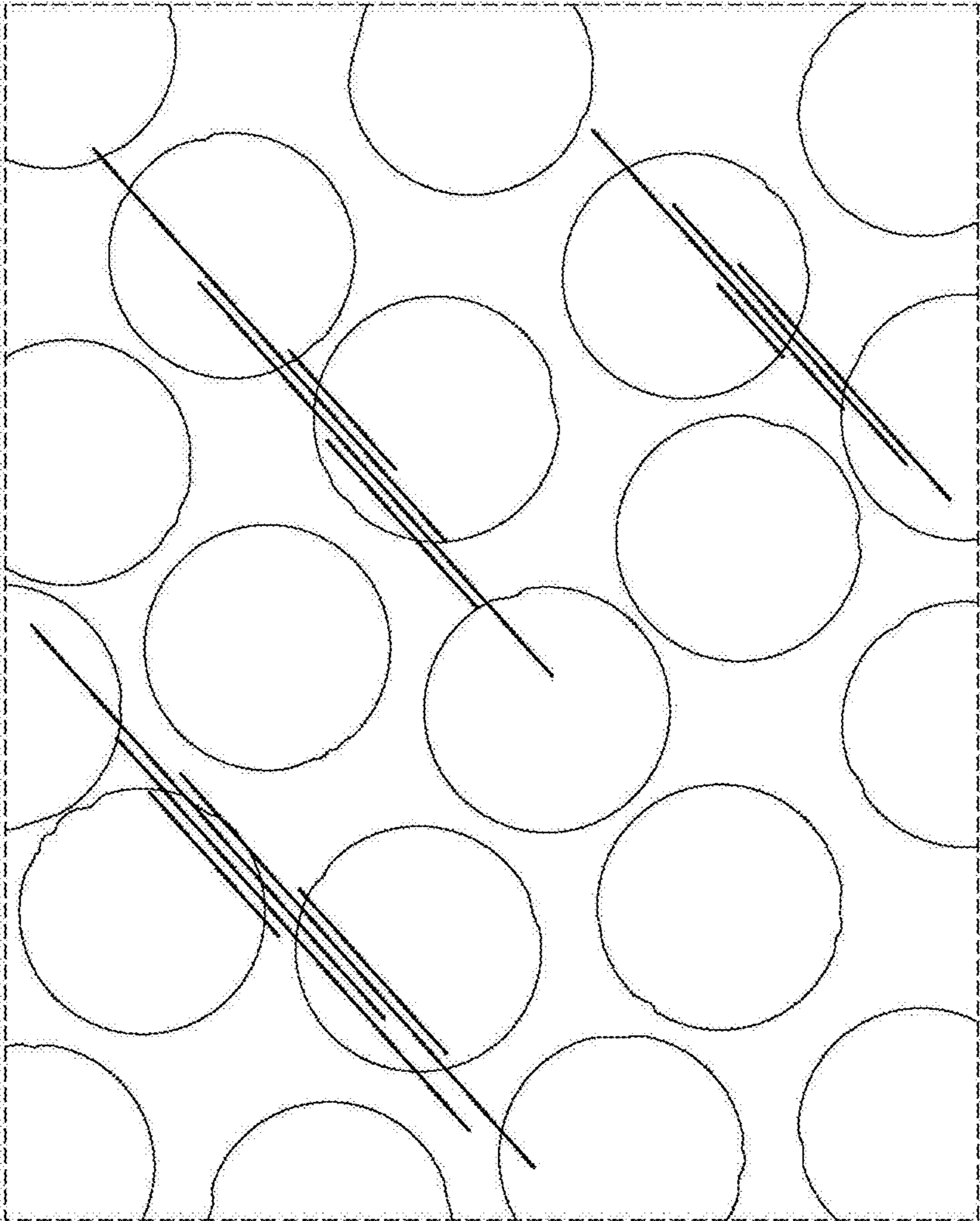


Fig. 3



Fig. 4



Fig. 5



Fig. 6



Fig. 7