



US00D700336S

(12) **United States Design Patent**
Sicurelli

(10) **Patent No.:** **US D700,336 S**

(45) **Date of Patent:** **** Feb. 25, 2014**

- (54) **MARKER LABEL FOR 14 TEETH**
- (71) Applicant: **Robert Sicurelli**, Southampton, NY
(US)
- (72) Inventor: **Robert Sicurelli**, Southampton, NY
(US)
- (**) Term: **14 Years**
- (21) Appl. No.: **29/451,399**
- (22) Filed: **Apr. 1, 2013**
- (51) **LOC (10) Cl.** **24-01**
- (52) **U.S. Cl.**
USPC **D24/158**
- (58) **Field of Classification Search**
USPC D24/158-161, 152, 156, 176, 181, 189;
378/162-165; 600/414, 420, 426;
D20/22-29; D1/106, 108, 115
See application file for complete search history.

- D527,056 S * 8/2006 Manville D21/484
- D552,735 S * 10/2007 Archambault D24/158
- D590,948 S * 4/2009 Archambault D24/158
- D590,949 S * 4/2009 Broyles D24/189
- D627,469 S * 11/2010 Dzierlatka D24/158
- D632,394 S * 2/2011 Sato et al. D24/156
- D637,722 S * 5/2011 Sato et al. D24/156
- D663,425 S * 7/2012 Massad D24/181
- D663,478 S * 7/2012 Tousley D24/189
- D679,392 S * 4/2013 Peterson et al. D24/189

* cited by examiner

Primary Examiner — Anhdao Doan

(74) *Attorney, Agent, or Firm* — John F. Vodopia Esq.

(57) **CLAIM**

The ornamental design for the marker label for 14 teeth, as shown and described.

DESCRIPTION

FIG. 1 is a top plan view of my design for a marker label for 14 teeth;

FIG. 2 is a left side view thereof; the right side view is a mirror image; and

FIG. 3 is a bottom plan view thereof; and,

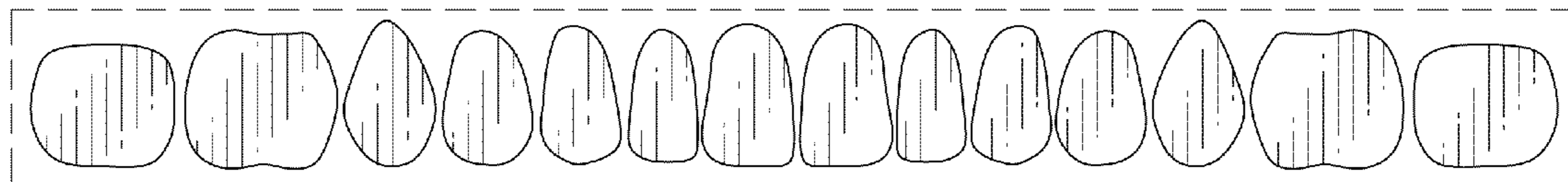
FIG. 4 is an upper side view thereof; the lower side view is a mirror image.

The broken lines in the drawing views are included for the purpose of illustrating a portion of the marker label that forms no part of the claimed design.

1 Claim, 1 Drawing Sheet

(56) **References Cited**
U.S. PATENT DOCUMENTS

- 2,633,139 A * 3/1953 Pettey D28/61
- 5,193,106 A * 3/1993 DeSena 378/163
- 5,202,911 A * 4/1993 Fabian 378/168
- 5,232,452 A * 8/1993 Russell et al. 604/180
- 5,306,271 A * 4/1994 Zinreich et al. 606/1
- 5,657,366 A * 8/1997 Nakayama 378/165
- D503,980 S * 4/2005 Sayre et al. D24/158



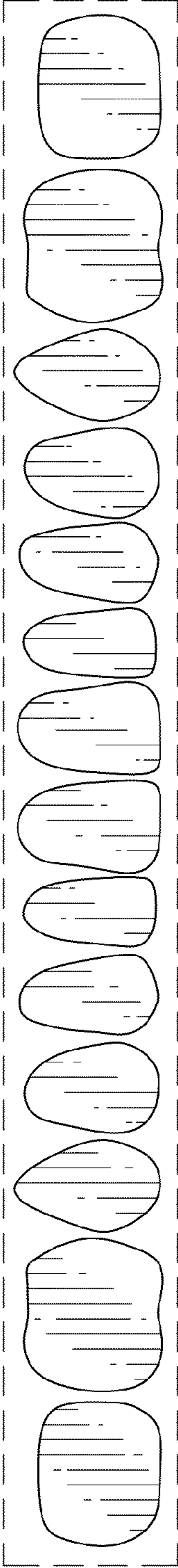


FIG. 1




FIG. 3

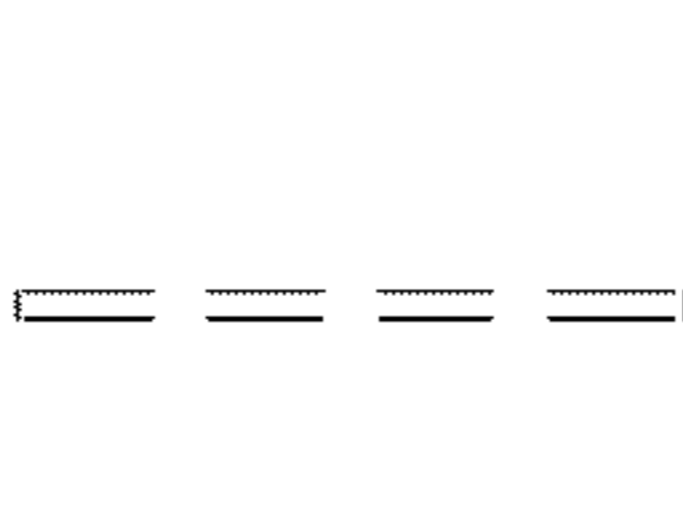


FIG. 2

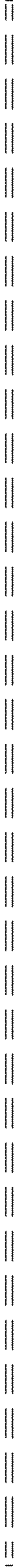


FIG. 4