

US00D700335S

(12) **United States Design Patent**  
**Sicurelli**

(10) **Patent No.:** **US D700,335 S**

(45) **Date of Patent:** **\*\* Feb. 25, 2014**

(54) **MARKER LABEL FOR 6 FRONT TEETH**

(71) Applicant: **Robert Sicurelli**, Southampton, NY  
(US)

(72) Inventor: **Robert Sicurelli**, Southampton, NY  
(US)

(\*\*) Term: **14 Years**

(21) Appl. No.: **29/451,397**

(22) Filed: **Apr. 1, 2013**

(51) **LOC (10) Cl.** ..... **24-01**

(52) **U.S. Cl.**  
USPC ..... **D24/158**

(58) **Field of Classification Search**  
USPC ..... D24/158-161, 152, 156, 176, 181, 189;  
378/162-165; 600/414, 420, 426;  
D20/22-29; D1/106, 108, 115  
See application file for complete search history.

(56) **References Cited**

**U.S. PATENT DOCUMENTS**

2,633,139	A *	3/1953	Petty	.....	D28/61
5,193,106	A *	3/1993	DeSena	.....	378/163
5,202,911	A *	4/1993	Fabian	.....	378/168
5,232,452	A *	8/1993	Russell et al.	.....	604/180
5,306,271	A *	4/1994	Zinreich et al.	.....	606/1
5,657,366	A *	8/1997	Nakayama	.....	378/165
D503,980	S *	4/2005	Sayre et al.	.....	D24/158

D527,056	S *	8/2006	Manville	.....	D21/484
D552,735	S *	10/2007	Archambault	.....	D24/158
D590,948	S *	4/2009	Archambault	.....	D24/158
D590,949	S *	4/2009	Broyles	.....	D24/189
D627,469	S *	11/2010	Dzierlatka	.....	D24/158
D632,394	S *	2/2011	Sato et al.	.....	D24/156
D637,722	S *	5/2011	Sato et al.	.....	D24/156
D663,425	S *	7/2012	Massad	.....	D24/181
D663,478	S *	7/2012	Tousley	.....	D24/189
D679,392	S *	4/2013	Peterson et al.	.....	D24/189

\* cited by examiner

*Primary Examiner* — Anhdao Doan

(74) *Attorney, Agent, or Firm* — John F. Vodopia Esq.

(57) **CLAIM**

The ornamental design for the marker label for 6 front teeth, as shown and described.

**DESCRIPTION**

FIG. 1 is a top plan view of my design for a marker label for 6 front teeth;

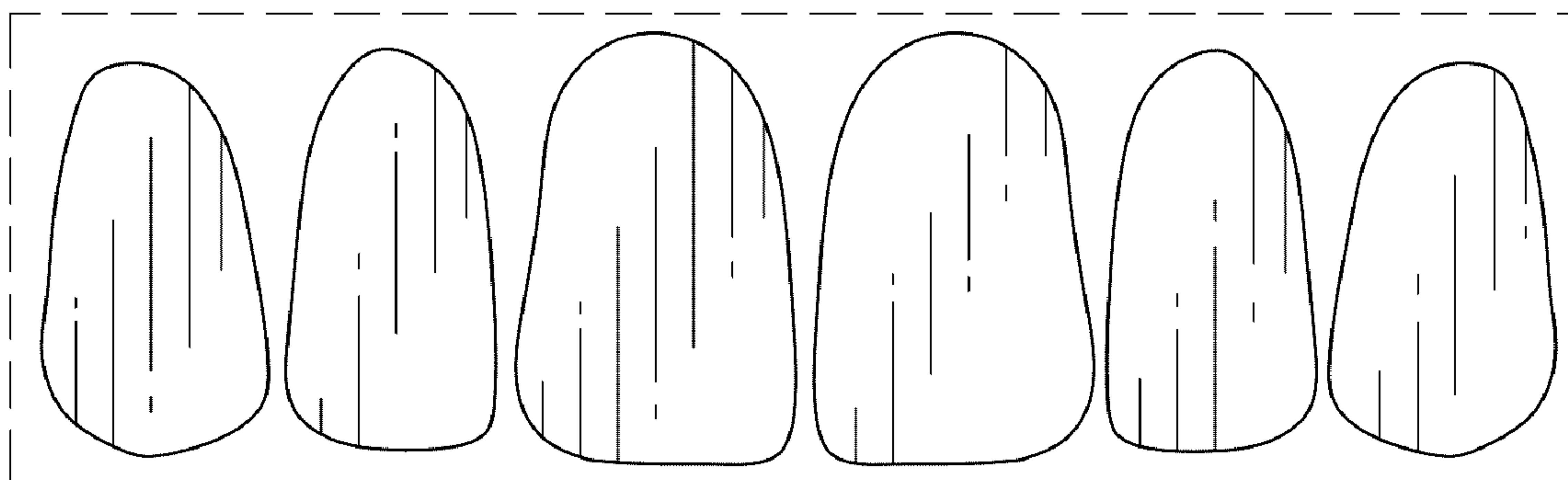
FIG. 2 is a left side view thereof; the right side view is a mirror image;

FIG. 3 is a bottom plan view thereof; and,

FIG. 4 is an upper side view thereof; the lower side view is a mirror image.

The broken lines in the drawing views are included for the purpose of illustrating a portion of the marker label that forms no part of the claimed design.

**1 Claim, 1 Drawing Sheet**



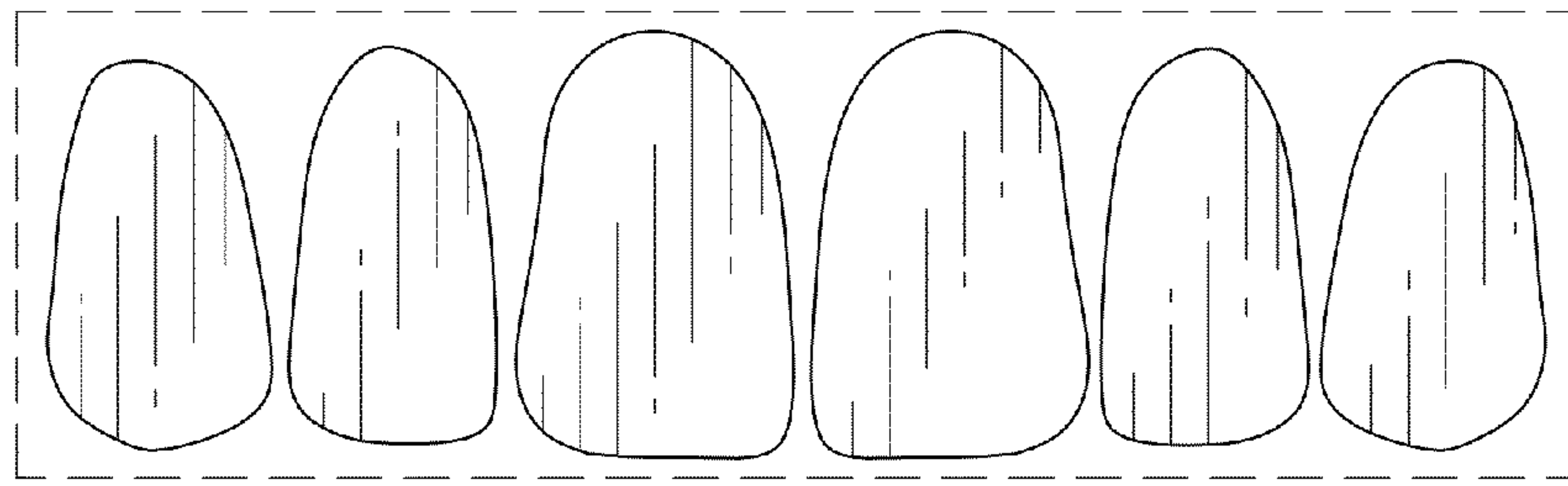


FIG. 1

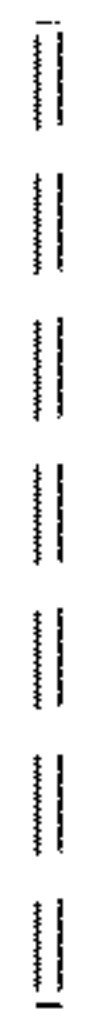


FIG. 2



FIG. 3




FIG. 4