



US00D700331S

(12) **United States Design Patent**
Lim

(10) **Patent No.:** **US D700,331 S**

(45) **Date of Patent:** **** Feb. 25, 2014**

- (54) **DENTAL SCREW TIP ELECTOR**
- (71) Applicant: **Jang H. Lim**, McHenry, IL (US)
- (72) Inventor: **Jang H. Lim**, McHenry, IL (US)
- (73) Assignee: **Dental USA, Inc.**, McHenry, IL (US)
- (**) Term: **14 Years**
- (21) Appl. No.: **29/434,235**
- (22) Filed: **Oct. 11, 2012**
- (51) **LOC (10) Cl.** **24-02**
- (52) **U.S. Cl.**
USPC **D24/152; D24/147**
- (58) **Field of Classification Search**
USPC D24/152-154, 133, 146-147, 176;
D8/82-83, 97, 107, DIG. 7; 81/177.1,
81/427.5; 451/165, 910; 433/2, 81-82,
433/85-86, 90, 114, 141, 119, 152, 148
See application file for complete search history.

D265,421	S	*	7/1982	Moore et al.	D24/147
D285,835	S	*	9/1986	Hanses	D24/152
D328,347	S	*	7/1992	Santora	D24/133
6,382,974	B1	*	5/2002	Garfinkel	433/141
D540,945	S	*	4/2007	Darnold et al.	D24/152
D558,346	S	*	12/2007	Darnold et al.	D24/152

* cited by examiner

Primary Examiner — Wan Laymon

(74) *Attorney, Agent, or Firm* — Bishop Diehl & Lee, Ltd.

(57) **CLAIM**

The ornamental design for a dental screw tip elector, as shown and described.

DESCRIPTION

FIG. 1 is a perspective view of a dental screw tip elector, showing my new design;
 FIG. 2 is a first side elevation view thereof;
 FIG. 3 is a second side elevation view thereof;
 FIG. 4 is a third side elevation view thereof;
 FIG. 5 is a fourth side elevation view thereof;
 FIG. 6 is a first end elevation view of the enlarged tip fragment taken from the circular section 6 indicated in FIG. 3; and,
 FIG. 7 is a second end elevation of the enlarged tip fragment shown in FIG. 6.

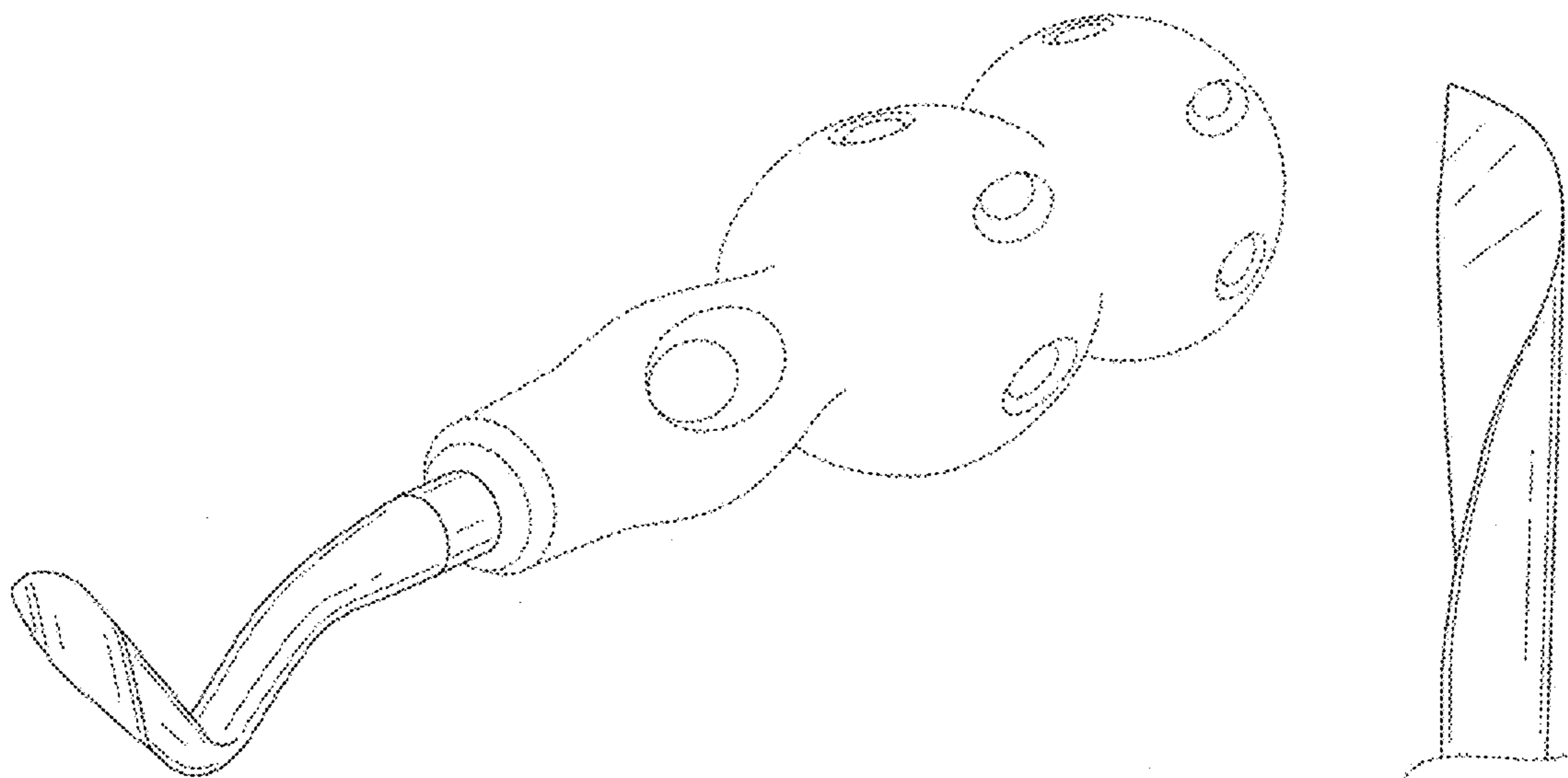
The handle of the illustrated tool is considered environmental structure and is shown in broken lines in the appended drawings. The features shown in broken lines form no part of the claimed invention.

1 Claim, 4 Drawing Sheets

(56) **References Cited**

U.S. PATENT DOCUMENTS

2,154,751	A	*	4/1939	Hoskins	D24/152
2,366,671	A	*	1/1945	Montelius	D24/152
3,060,582	A	*	10/1962	Kopp	433/141
4,204,330	A	*	5/1980	Ford, Jr.	433/148
4,274,826	A	*	6/1981	Huey et al.	D24/152
4,315,745	A	*	2/1982	Murata	433/141



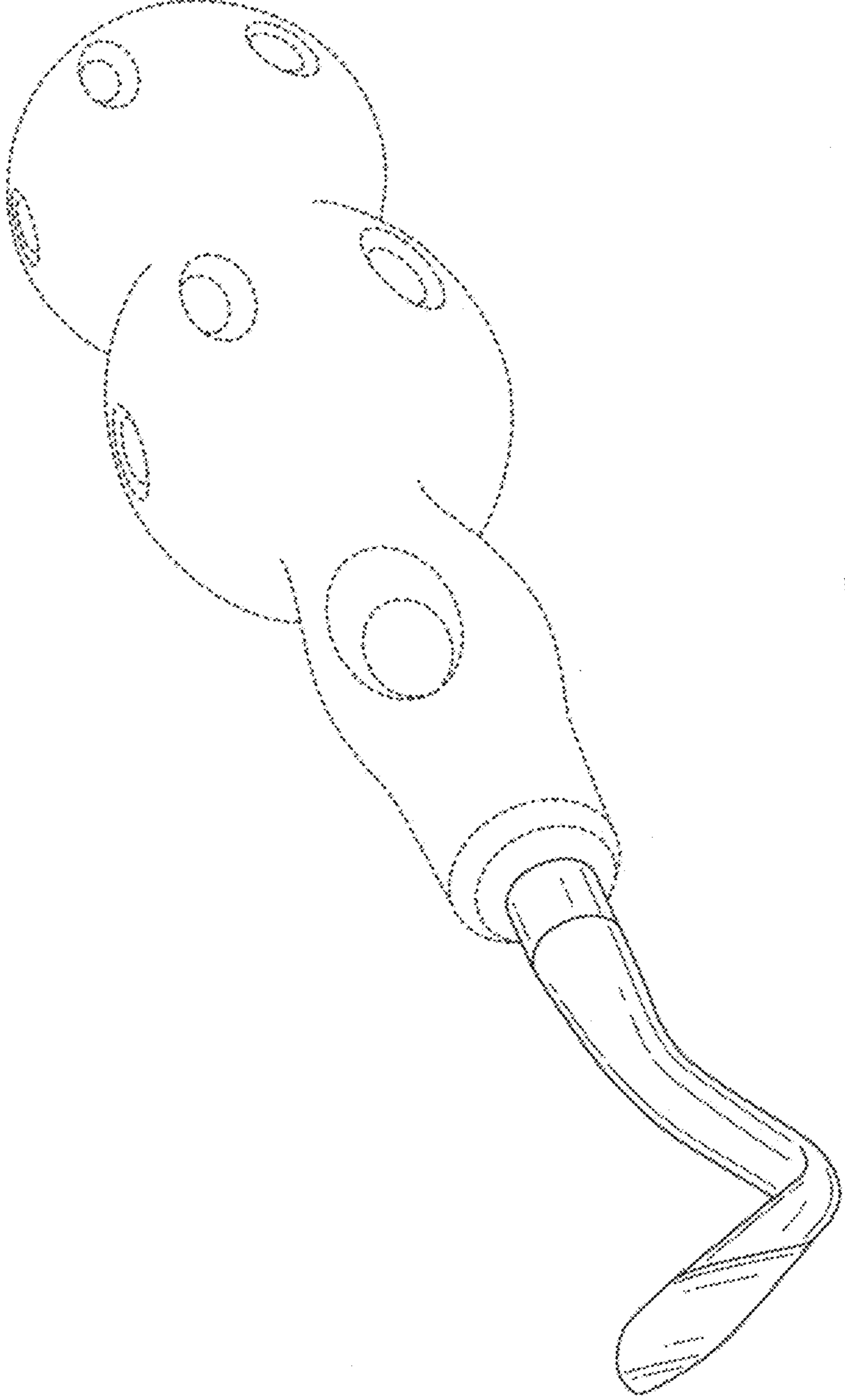


FIG. 1

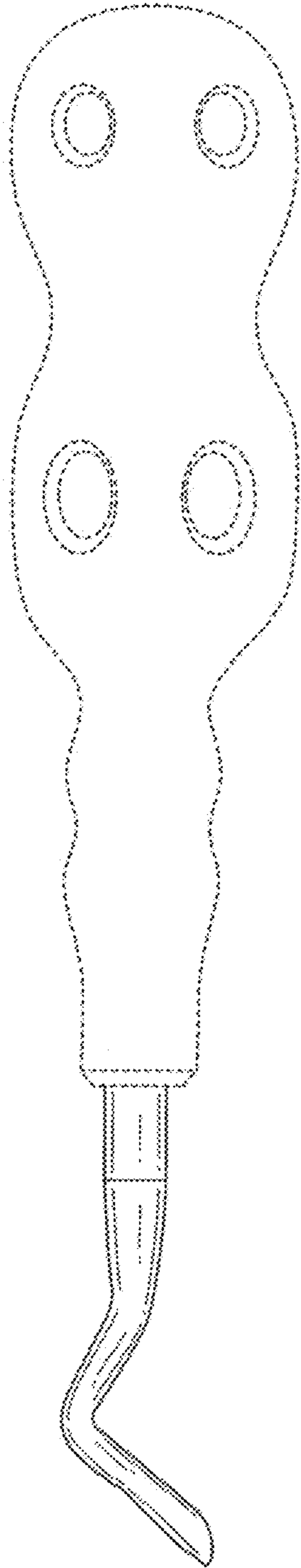


FIG. 2

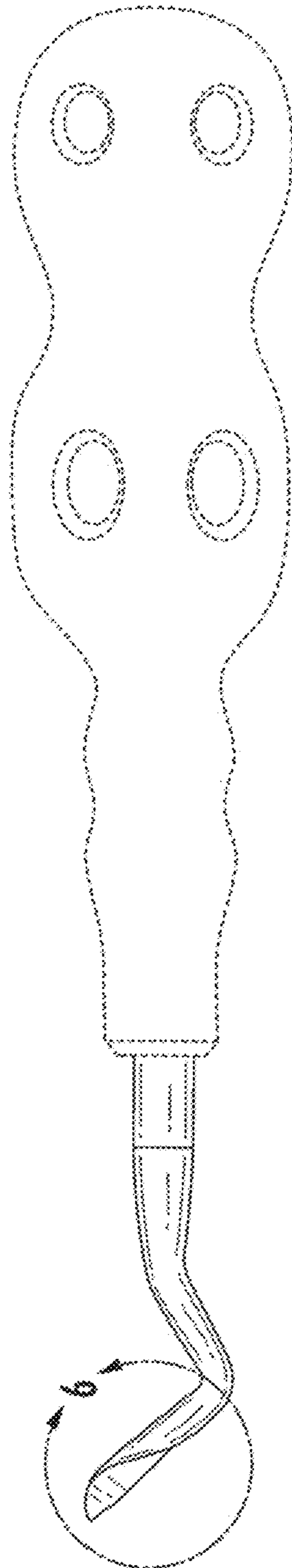


FIG. 3

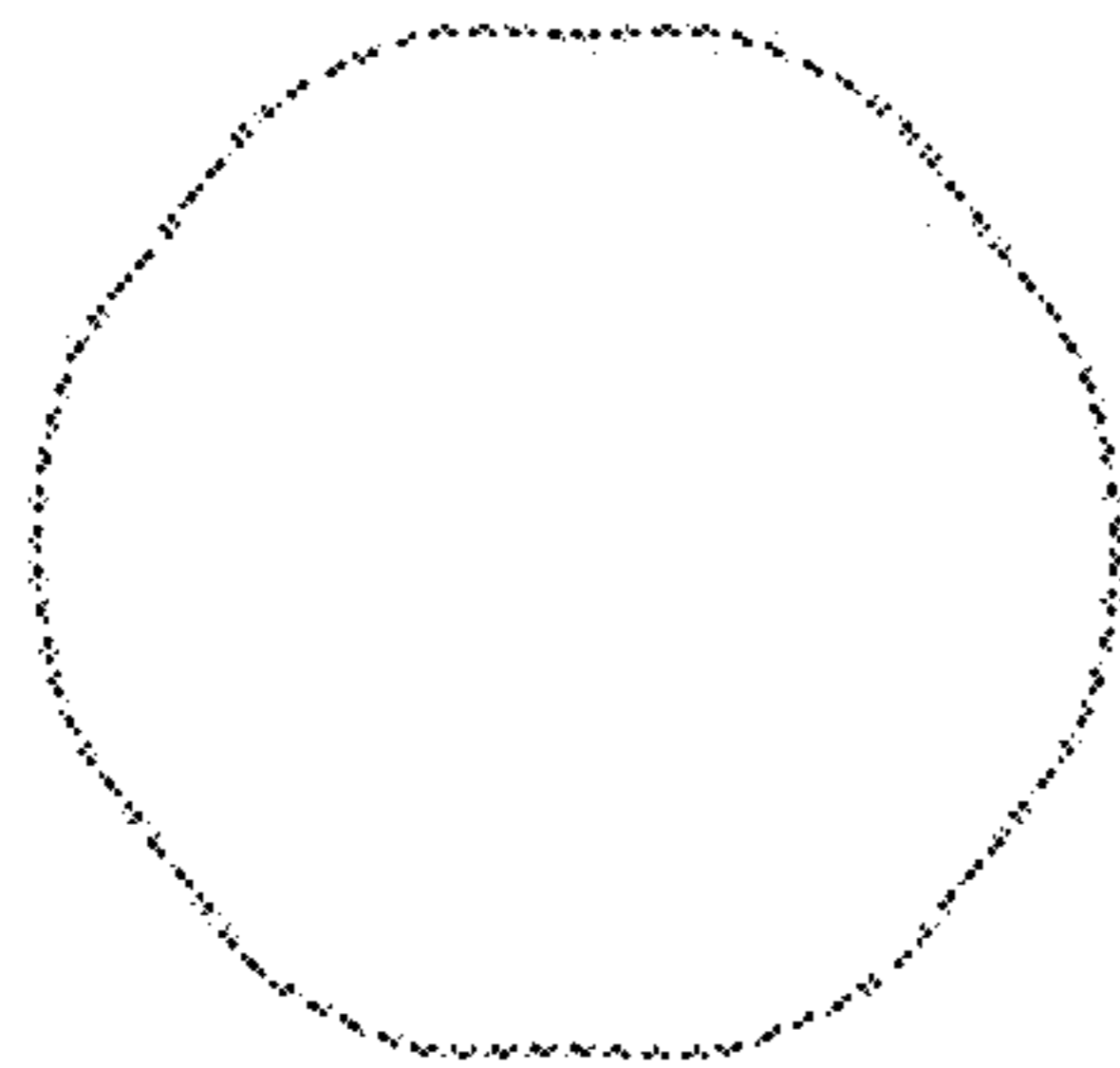


FIG. 4

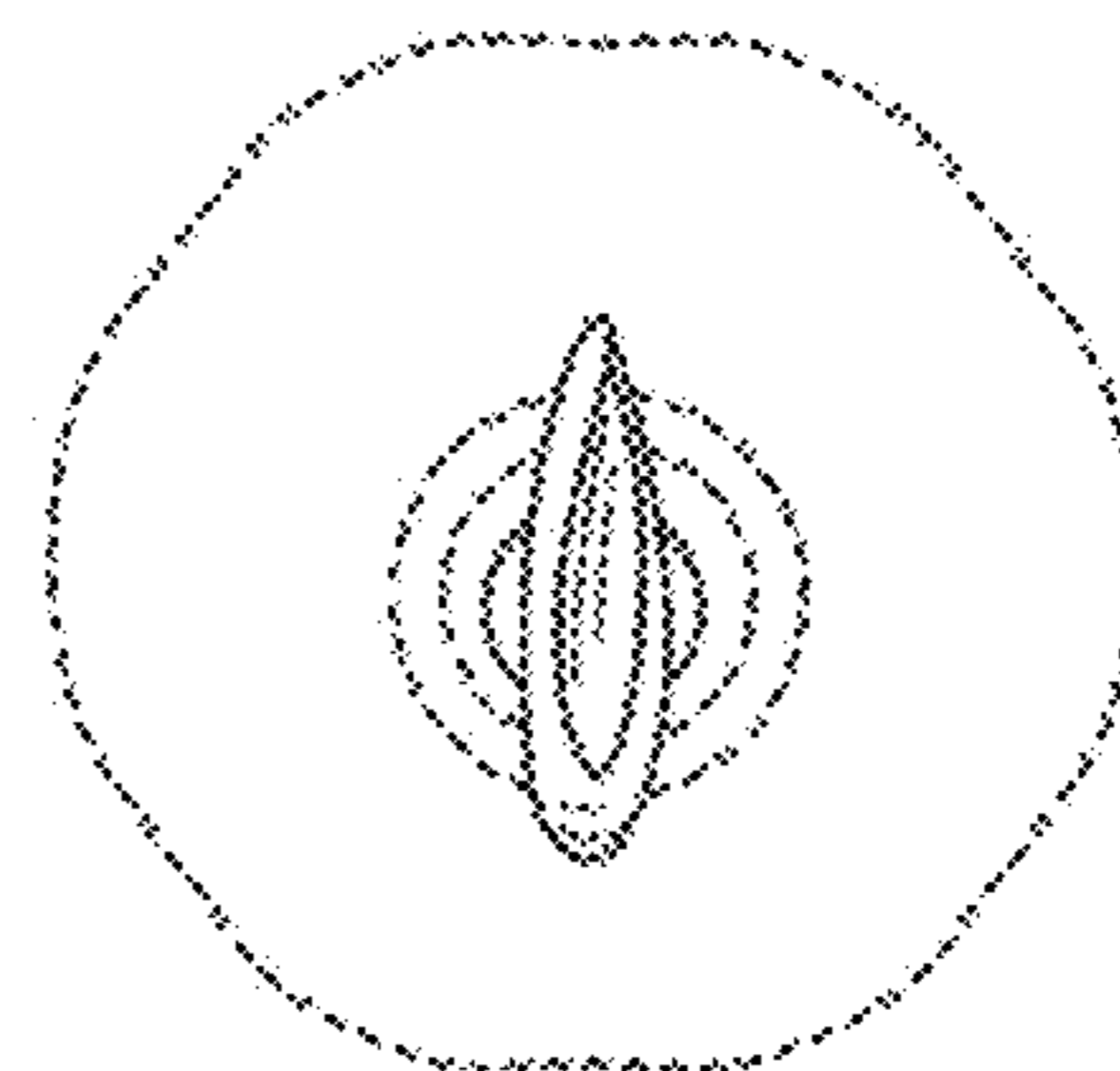


FIG. 5

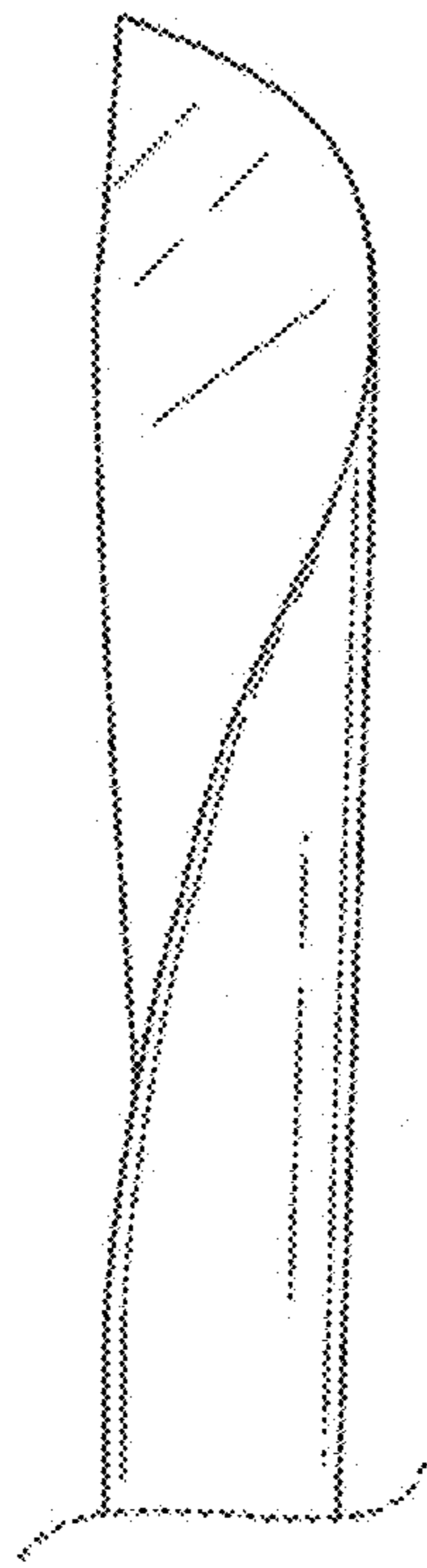


FIG. 6

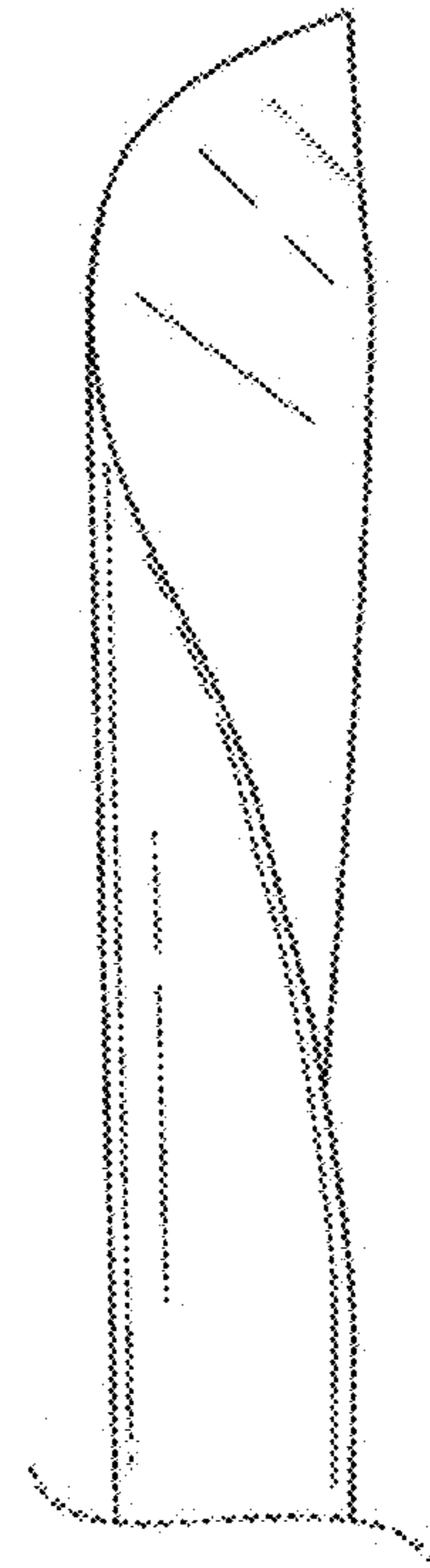


FIG. 7

UNITED STATES PATENT AND TRADEMARK OFFICE
CERTIFICATE OF CORRECTION

PATENT NO. : D700,331 S
APPLICATION NO. : 29/434235
DATED : February 25, 2014
INVENTOR(S) : Jang H. Lim

Page 1 of 1

It is certified that error appears in the above-identified patent and that said Letters Patent is hereby corrected as shown below:

On the Title Page:

-The TITLE should read: DENTAL SCREW TIP ELEVATOR

-In the CLAIM, the claim should read: The ornamental design for a DENTAL SCREW TIP ELEVATOR as shown and described.

-In the DESCRIPTION, the description of Fig. 1 should read: Fig. 1 is a perspective view of a dental screw tip elevator showing my new design;

Signed and Sealed this
Twentieth Day of May, 2014



Michelle K. Lee
Deputy Director of the United States Patent and Trademark Office