

US00D700328S

(12) **United States Design Patent**
Tontarra

(10) **Patent No.:** **US D700,328 S**
(45) **Date of Patent:** **** Feb. 25, 2014**

(54) **SURGICAL RONGEUR**
(75) Inventor: **Thomas Tontarra**, Wurmlingen (DE)
(73) Assignees: **Thomas Tontarra**, Wurmlingen (DE);
Grundstuecksverwaltungs GmbH & Co KG, Wurmlingen (DE)
(**) Term: **14 Years**
(21) Appl. No.: **29/349,936**
(22) Filed: **May 20, 2010**

7,316,703	B2 *	1/2008	Suzuki	606/208
7,377,933	B2 *	5/2008	Martin	606/206
D612,050	S *	3/2010	Baynham	D24/146
D613,407	S *	4/2010	Baynham	D24/146
7,695,485	B2 *	4/2010	Whitman et al.	606/170
7,749,222	B2 *	7/2010	Lu et al.	606/51
D637,880	S *	5/2011	Kenny et al.	D8/70
D640,790	S *	6/2011	Nishimura	D24/146
D646,389	S *	10/2011	Claypool et al.	D24/140
8,092,488	B2 *	1/2012	Dinucci	606/205
8,246,622	B2 *	8/2012	Siegal et al.	606/80
8,252,021	B2 *	8/2012	Boulnois et al.	606/207
2007/0093843	A1	4/2007	Schneiter	
2011/0106065	A1	5/2011	Tontarra et al.	

(30) **Foreign Application Priority Data**

Nov. 20, 2009 (DE) 40 2009 005 569

(51) **LOC (10) Cl.** **24-02**

(52) **U.S. Cl.**
USPC **D24/147**

(58) **Field of Classification Search**
USPC D24/146, 147, 133, 152, 155-156,
D24/176-182; D8/24, 70, 86; D15/132,
D15/138-139; 606/53, 79, 80, 86 R, 96, 98,
606/83, 170, 184, 206, 208, 1; 433/83, 114,
433/124-125, 133, 141-142, 165-166,
433/173-176

See application file for complete search history.

(56) **References Cited**

U.S. PATENT DOCUMENTS

5,304,203	A *	4/1994	El-Mallawany et al.	606/207
5,306,285	A *	4/1994	Miller et al.	606/177
5,366,477	A *	11/1994	LeMarie et al.	606/208
5,411,481	A *	5/1995	Allen et al.	606/144
5,584,855	A *	12/1996	Onik	606/207
5,674,220	A *	10/1997	Fox et al.	606/51
5,797,941	A *	8/1998	Schulze et al.	606/171
D410,542	S *	6/1999	McCool et al.	D24/146
6,254,623	B1 *	7/2001	Haibel et al.	606/169
6,325,811	B1 *	12/2001	Messerly	606/169
6,623,482	B2 *	9/2003	Pendekanti et al.	606/51
6,991,633	B2 *	1/2006	Agbodoe	606/83
D535,027	S *	1/2007	James et al.	D24/148

FOREIGN PATENT DOCUMENTS

DE	297 18 969	U1	3/1998
DE	199 49 422	A1	4/2001
DE	20 2009 001 811	U1	6/2009

* cited by examiner

Primary Examiner — Ian Simmons
Assistant Examiner — Carissa C Fitts
(74) *Attorney, Agent, or Firm* — Kriegsman & Kriegsman

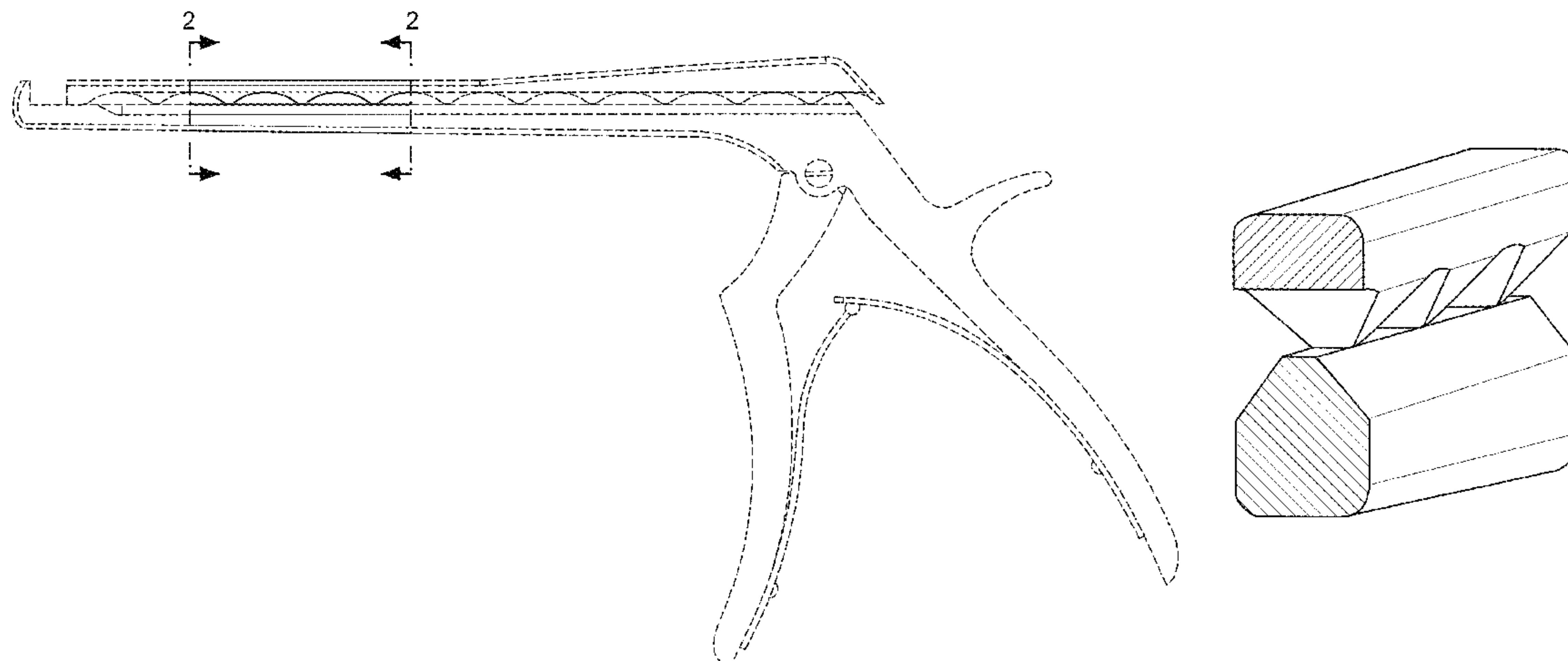
(57) **CLAIM**

The ornamental design for a surgical rongeur, as shown and described.

DESCRIPTION

FIG. 1 is a side view of a first embodiment of a surgical rongeur showing my new design;
FIG. 2 is an enlarged perspective view of the surgical rongeur, taken along the line 2-2 of FIG. 1;
FIG. 3 is a side view of a second embodiment of a surgical rongeur showing my new design;
FIG. 4 is an enlarged perspective view of the surgical rongeur, taken along the line 4-4 of FIG. 3;
FIG. 5 is a side view of a third embodiment of a surgical rongeur showing my new design; and,
FIG. 6 is an enlarged perspective view of the surgical rongeur, taken along the line 6-6 of FIG. 5.

1 Claim, 3 Drawing Sheets



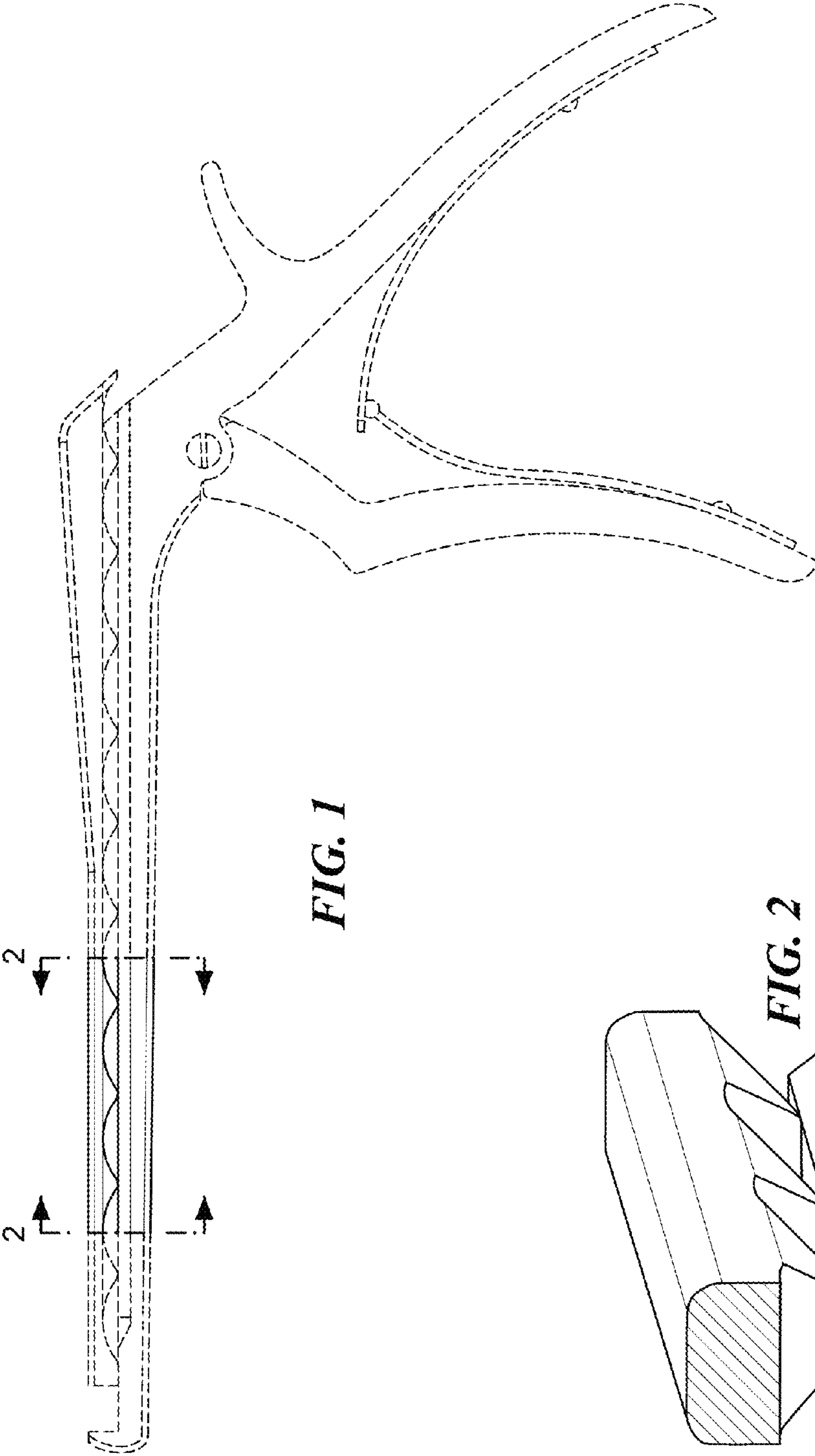


FIG. 1

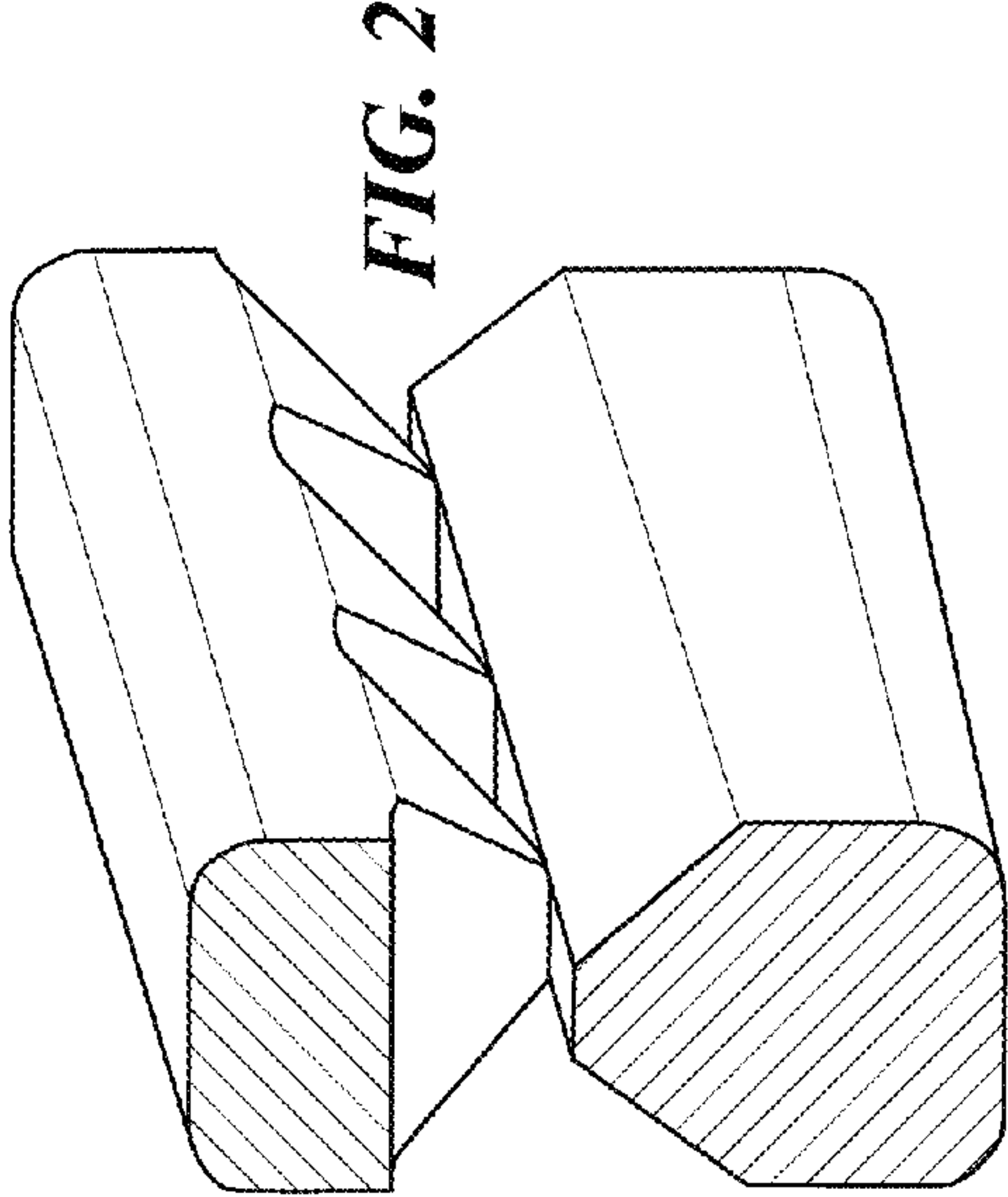


FIG. 2

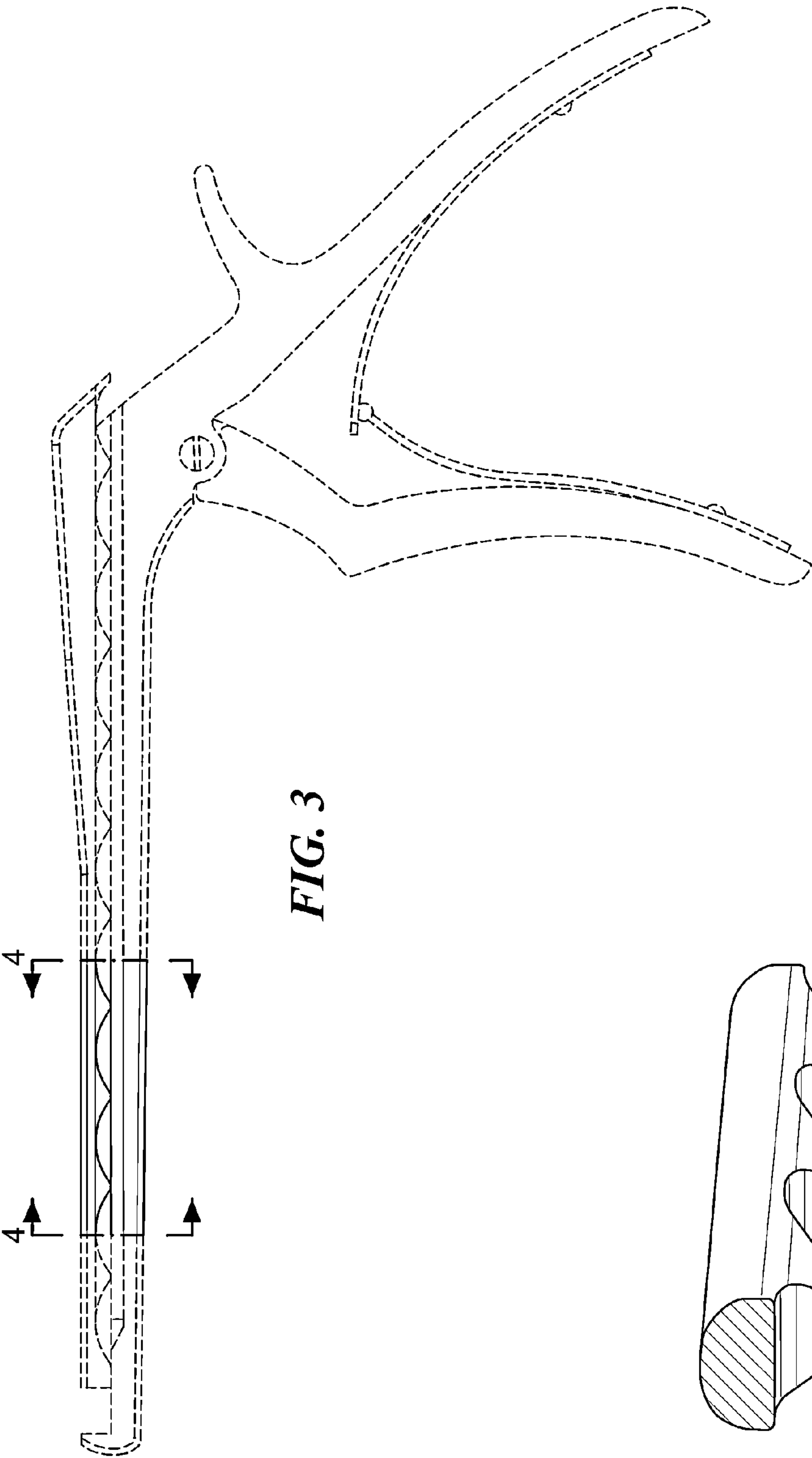


FIG. 3

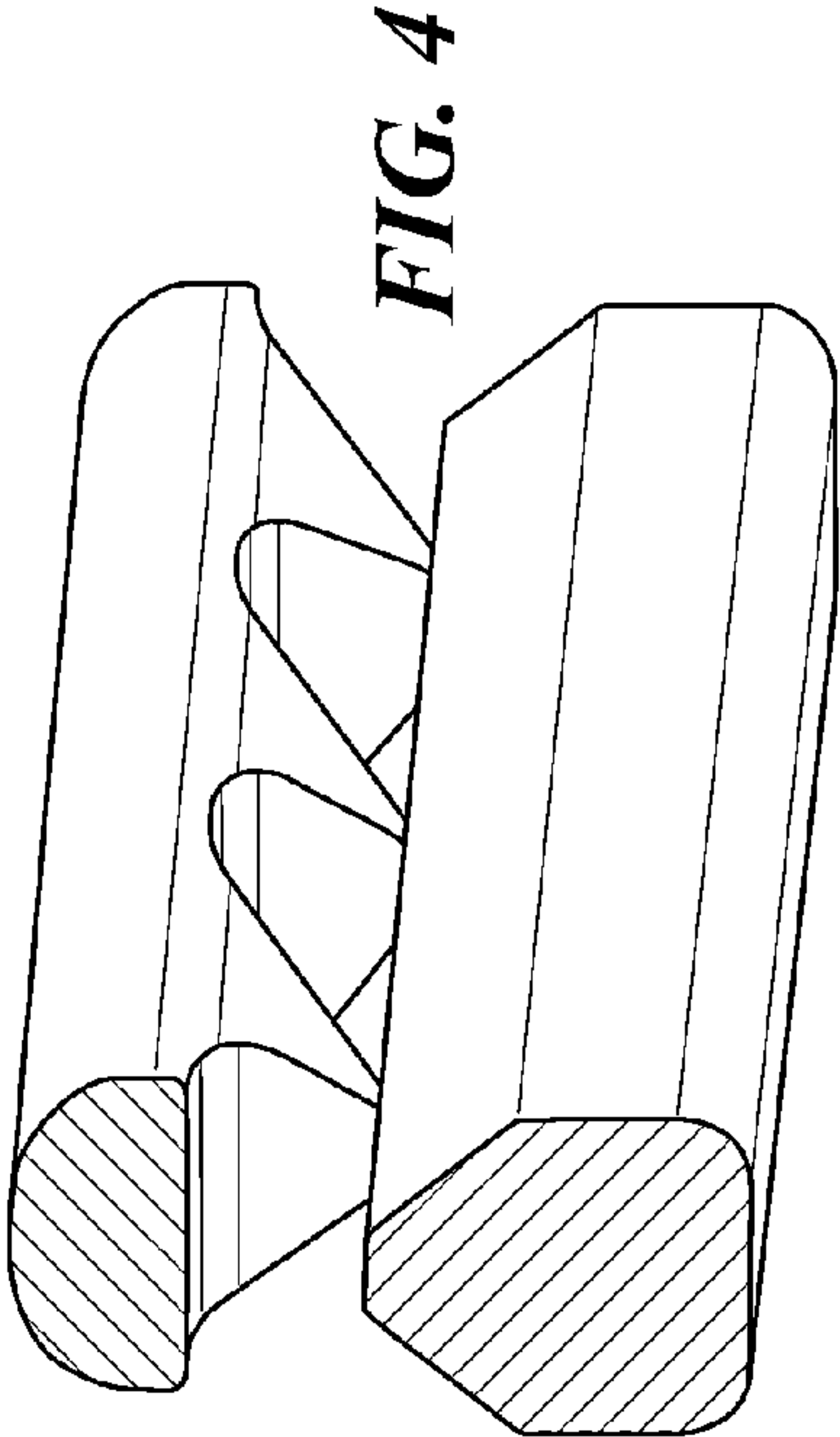


FIG. 4

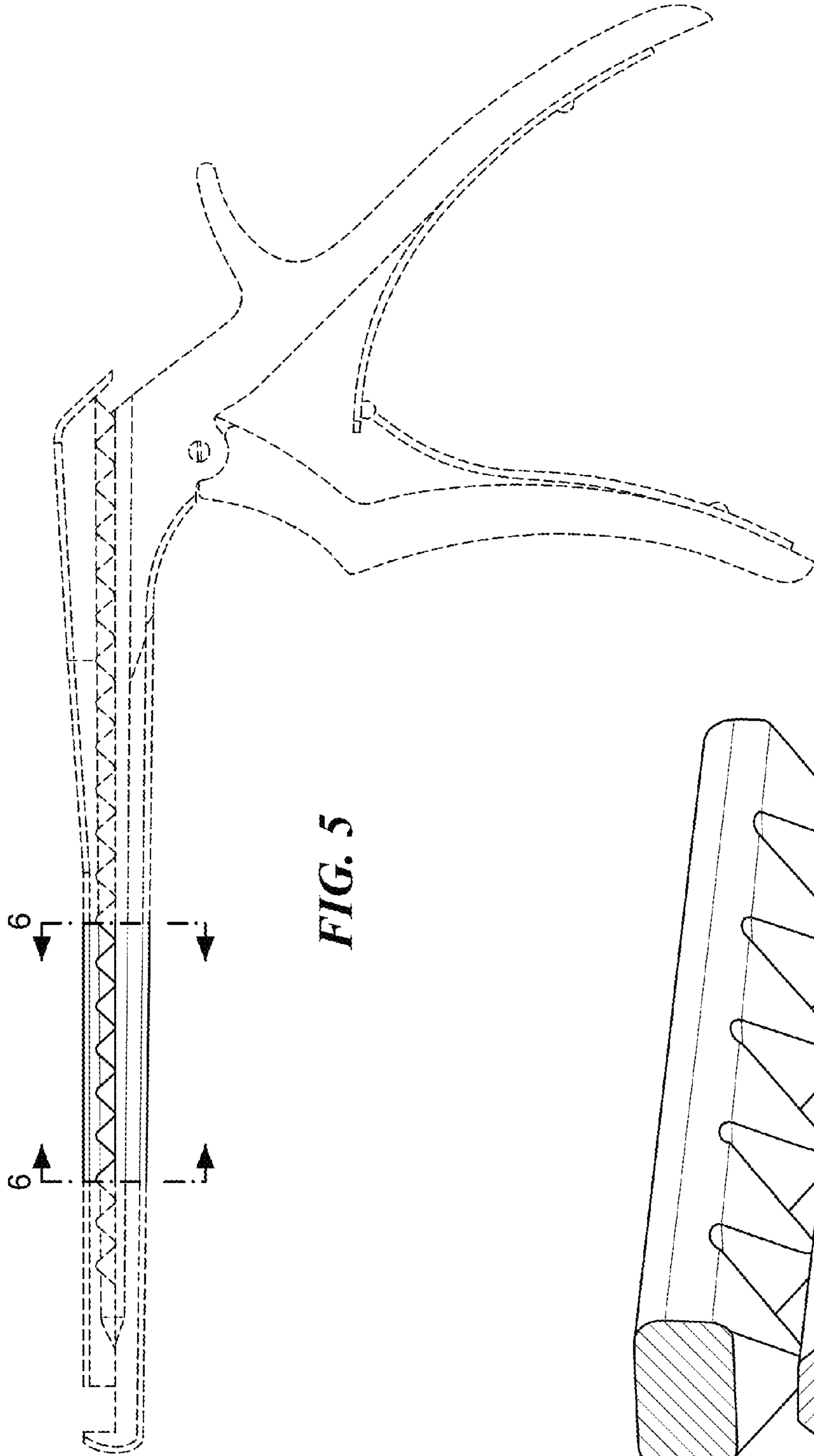


FIG. 5

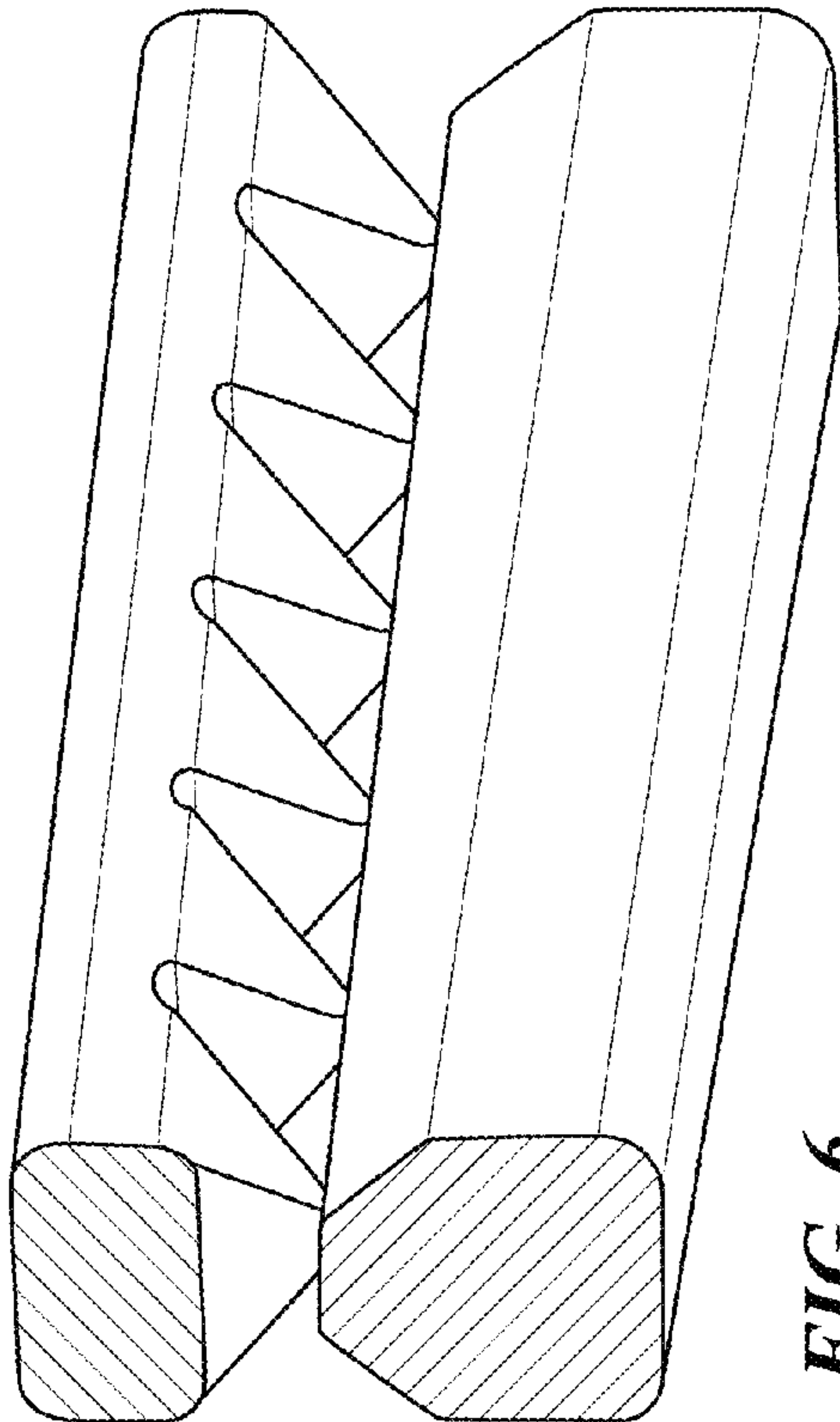


FIG. 6