



US00D700315S

(12) **United States Design Patent**  
**Kim et al.**

(10) **Patent No.:** **US D700,315 S**  
(45) **Date of Patent:** **\*\* Feb. 25, 2014**

- (54) **PHARMACEUTICAL TABLET**
- (71) Applicant: **Hanmi Pharm. Co., Ltd.**, Gyeonggi-do (KR)
- (72) Inventors: **Dong Ho Kim**, Gyeonggi-do (KR); **Ki Boong Lee**, Gyeonggi-do (KR)
- (73) Assignee: **Hanmi Pharm. Co., Ltd.**, Gyeonggi-Do (KR)
- (\*\*) Term: **14 Years**
- (21) Appl. No.: **29/443,875**
- (22) Filed: **Jan. 23, 2013**

5,395,625 A *	3/1995	Tang	.....	424/464
D397,507 S *	8/1998	Bern	.....	D28/8.1
D447,835 S *	9/2001	Whitaker et al.	.....	D28/8.1
D516,714 S *	3/2006	McAllister et al.	.....	D24/104
D553,414 S *	10/2007	Boutin	.....	D6/601
D556,319 S *	11/2007	Chen et al.	.....	D24/102
D557,797 S *	12/2007	Stawski et al.	.....	D24/101

\* cited by examiner

*Primary Examiner* — Ian Simmons  
*Assistant Examiner* — Charles Hanson  
 (74) *Attorney, Agent, or Firm* — Abelman, Frayne & Schwab

- (30) **Foreign Application Priority Data**
- Jul. 23, 2012 (KR) ..... 30-2012-0035743
- (51) **LOC (10) Cl.** ..... **24-01**
- (52) **U.S. Cl.**
- USPC ..... **D24/103**
- (58) **Field of Classification Search**
- USPC ..... D24/100–104; D28/8.1, 8.2, 6;  
424/451–462, 464–483
- See application file for complete search history.

(57) **CLAIM**  
 The ornamental design for a pharmaceutical tablet, as shown and described.

- (56) **References Cited**
- U.S. PATENT DOCUMENTS
- 1,243,501 A \* 10/1917 Fraser ..... 424/467
- 4,503,031 A \* 3/1985 Glassman ..... 424/467
- D303,160 S \* 8/1989 Tovey ..... D24/101

**DESCRIPTION**

FIG. 1 is a top, front and right side perspective view from above, of a pharmaceutical tablet according to our new design;  
 FIG. 2 is a front elevational view thereof;  
 FIG. 3 is a rear elevational view thereof;  
 FIG. 4 is a left side elevational view thereof;  
 FIG. 5 is a right side elevational view thereof;  
 FIG. 6 is a top plan view thereof;  
 FIG. 7 is a bottom plan view thereof; and,  
 FIG. 8 is a cross-sectional view, taken along lines 8-8 of FIG. 2.  
 The portions shown in broken lines do not form part of the claimed design and are hereby disclaimed.

**1 Claim, 4 Drawing Sheets**

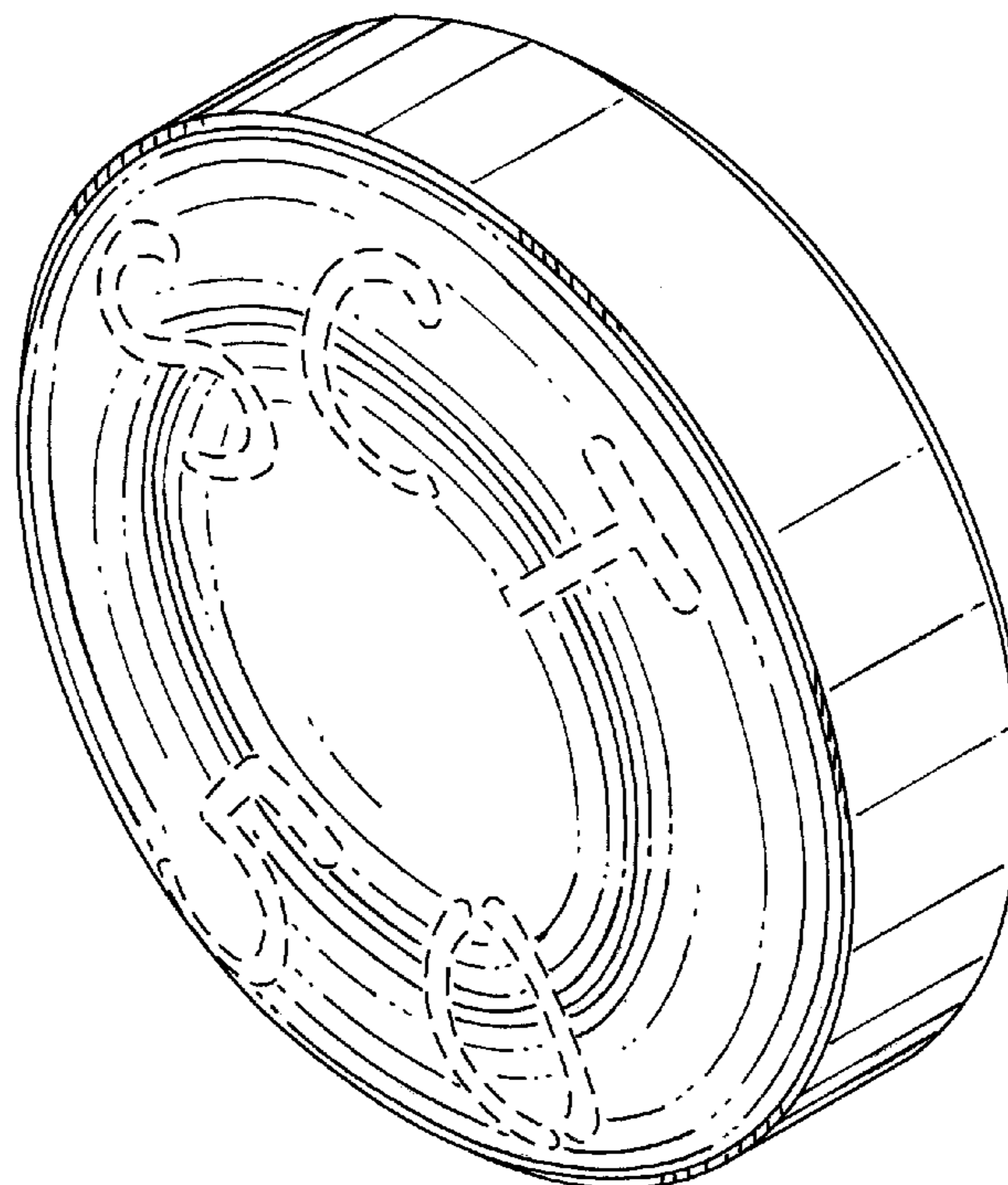


FIG. 1

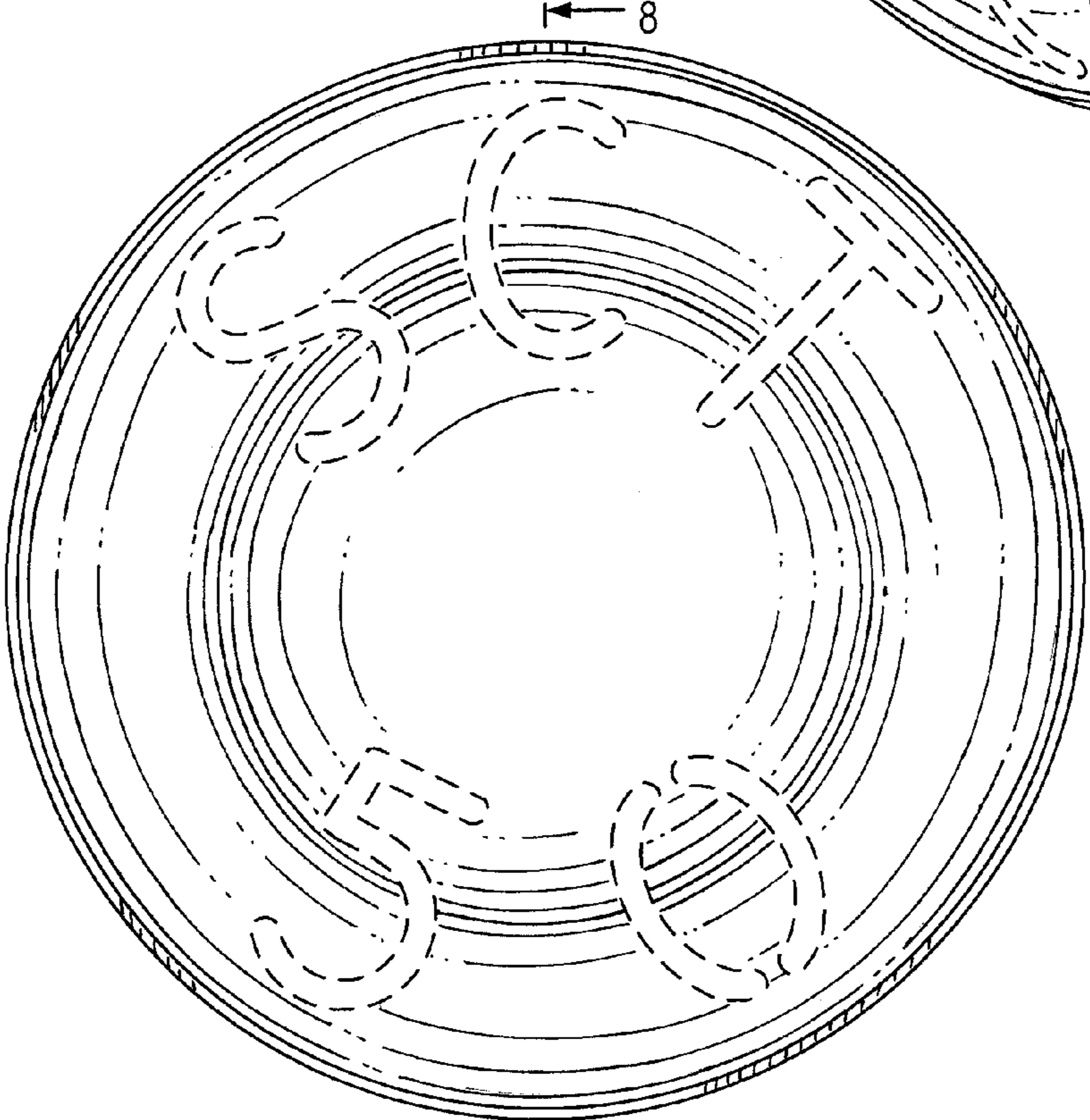
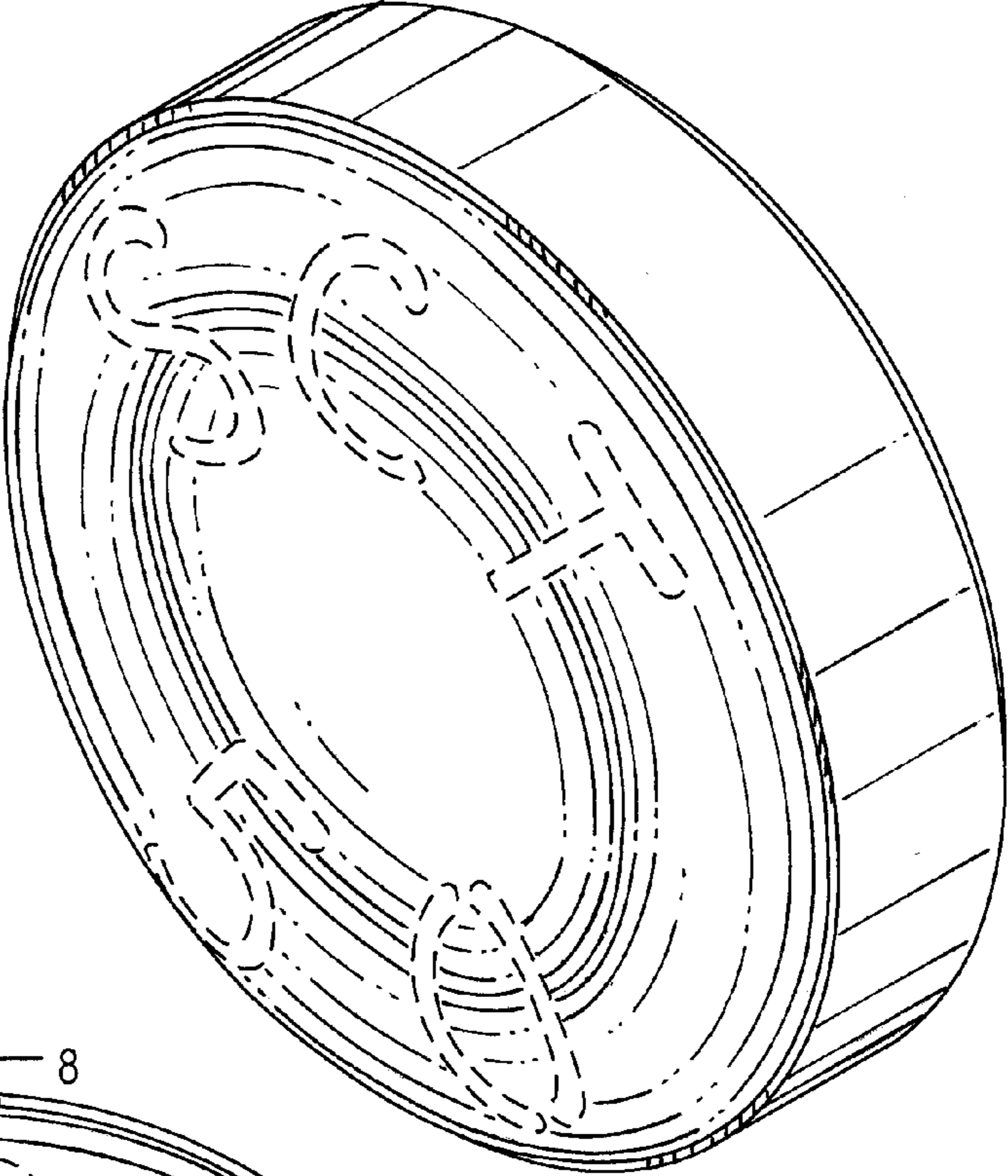


FIG. 2

8

8

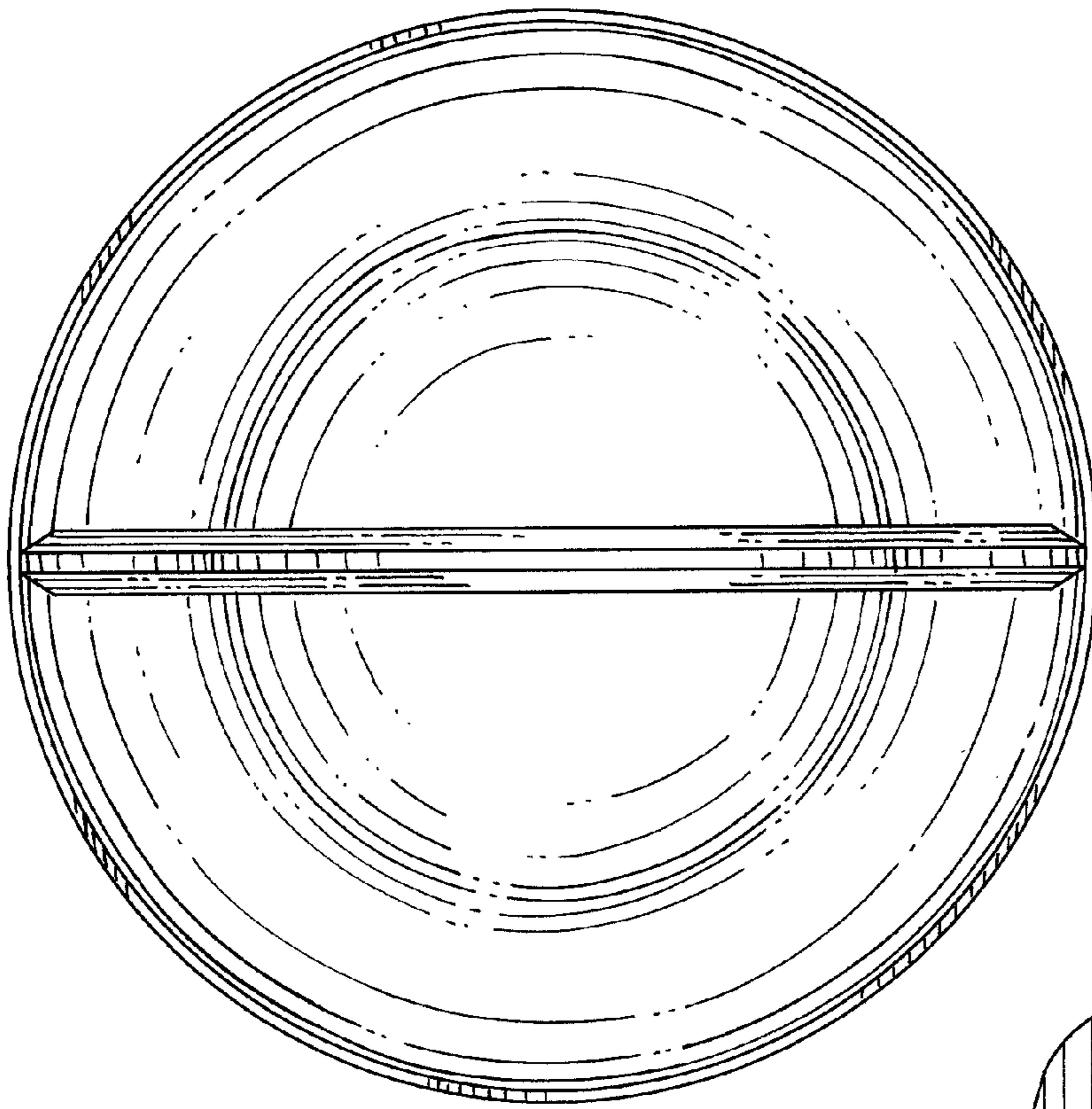


FIG. 3

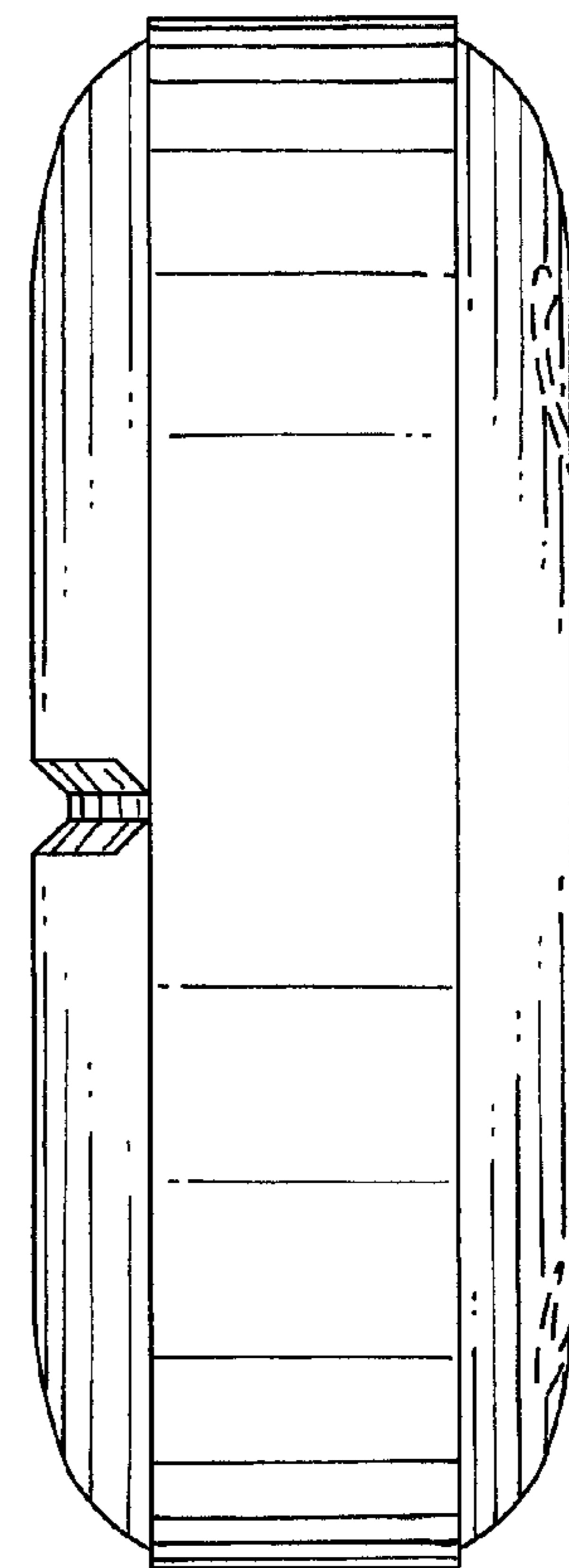


FIG. 4

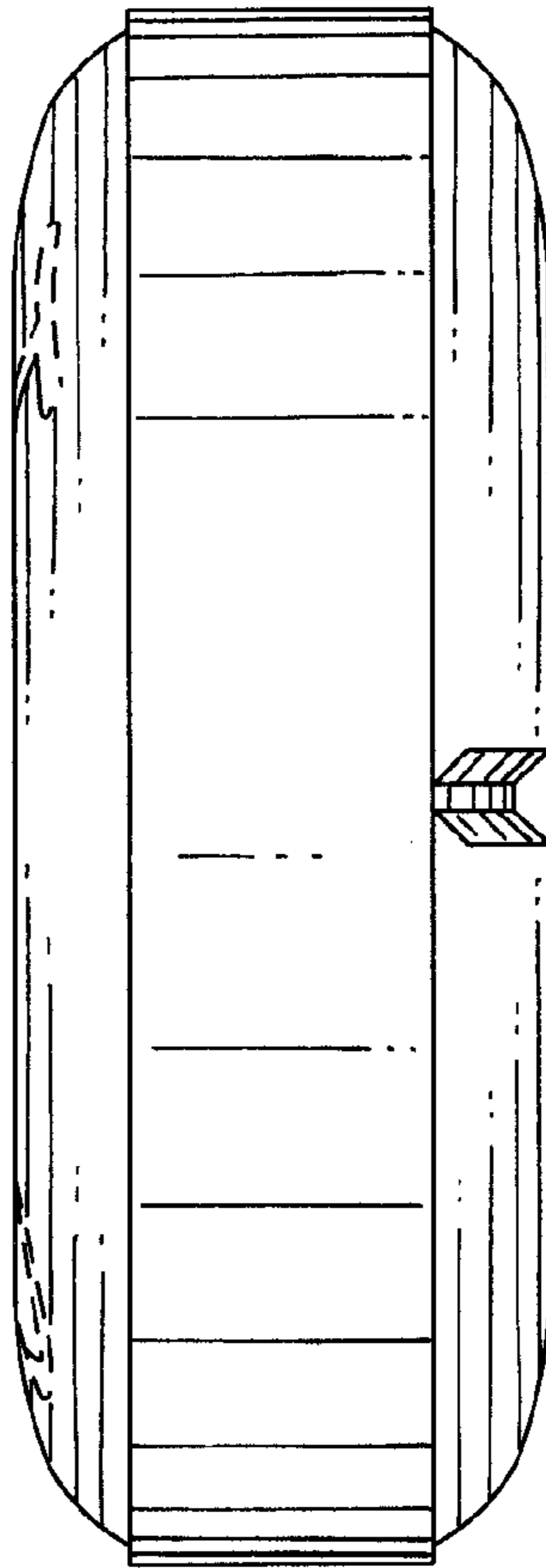


FIG. 5




FIG. 6




FIG. 7

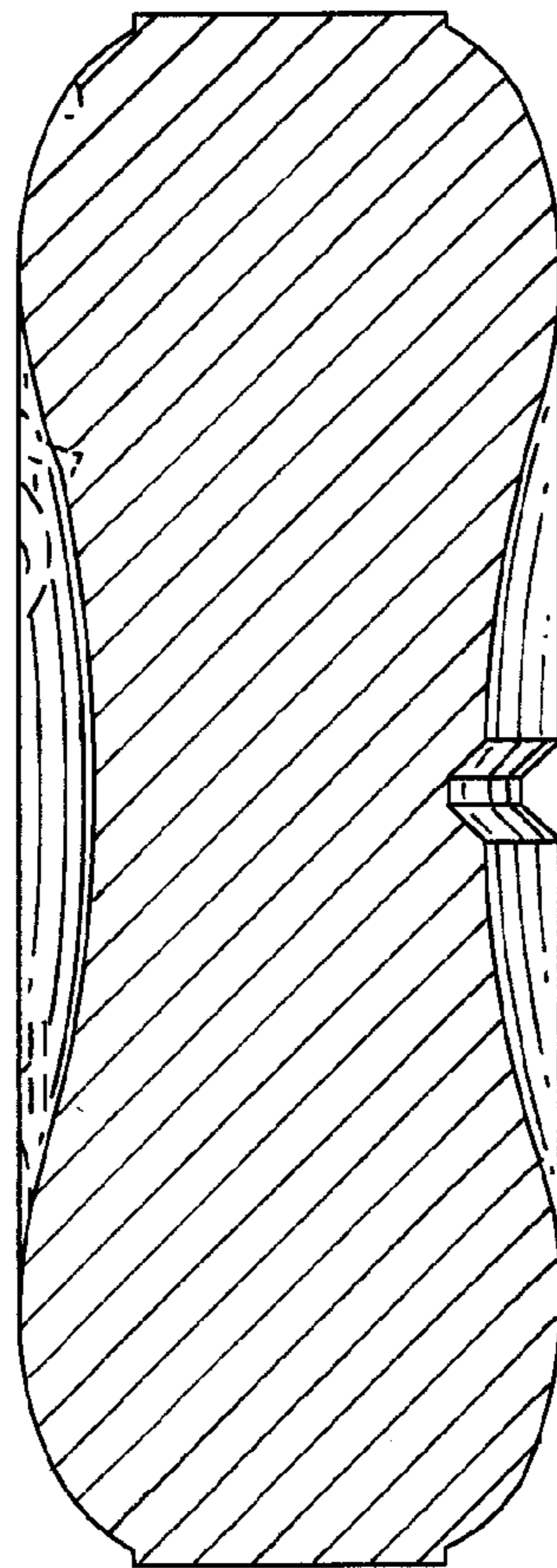


FIG. 8