



US00D700305S

(12) **United States Design Patent**
Seki

(10) **Patent No.:** **US D700,305 S**

(45) **Date of Patent:** **** Feb. 25, 2014**

(54) **AIR CONDITIONER**

(56) **References Cited**

(71) Applicant: **Daikin Industries Ltd.**, Osaka (JP)

U.S. PATENT DOCUMENTS

(72) Inventor: **Kouichirou Seki**, Kusatsu (JP)

D380,532 S *	7/1997	Aihara et al.	D23/351
D465,837 S *	11/2002	Hatanaka et al.	D23/351
D565,712 S *	4/2008	Nagahori et al.	D23/351
D593,664 S *	6/2009	Chouji et al.	D23/351
D613,842 S *	4/2010	Yamashita	D23/351
D683,004 S *	5/2013	Chouji	D23/351

(73) Assignee: **Daikin Industries Ltd.**, Osaka-shi,
Osaka-fu (JP)

* cited by examiner

(**) Term: **14 Years**

Primary Examiner — Brian N Vinson

(21) Appl. No.: **29/442,262**

(74) *Attorney, Agent, or Firm* — Manabu Kanesaka

(22) Filed: **Jan. 17, 2013**

(57) **CLAIM**

The ornamental design for an air conditioner, as shown and described.

(30) **Foreign Application Priority Data**

DESCRIPTION

Jul. 26, 2012 (JP) 2012-017823

(51) **LOC (10) Cl.** **23-04**

(52) **U.S. Cl.**

USPC **D23/351**

(58) **Field of Classification Search**

USPC D23/351-354, 385, 355, 357, 361;
312/236; 62/259.1, 259.4, 262-263,
62/304; 454/330-331, 349-350

FIG. 1 is a perspective view of an air conditioner showing my new design;

FIG. 2 is a front view thereof;

FIG. 3 is a rear view thereof;

FIG. 4 is a left side view thereof;

FIG. 5 is a right side view thereof;

FIG. 6 is a plan view thereof;

FIG. 7 is a bottom view thereof; and,

FIG. 8 is a cross-sectional view thereof along the line 8-8 in FIG. 2.

The broken lines depict portions of the air conditioner that form no part of claimed design.

See application file for complete search history.

1 Claim, 8 Drawing Sheets

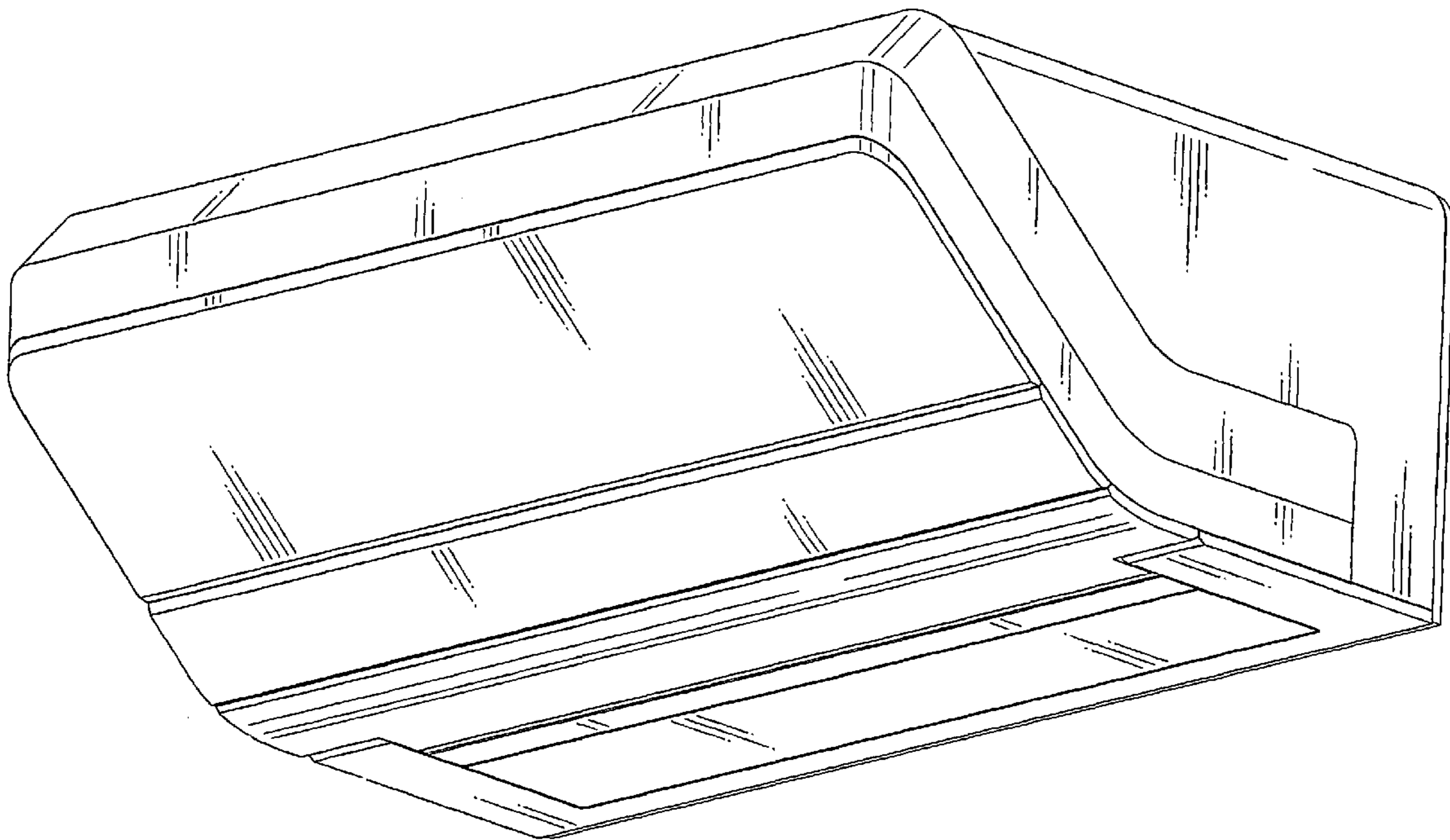


Fig. 1

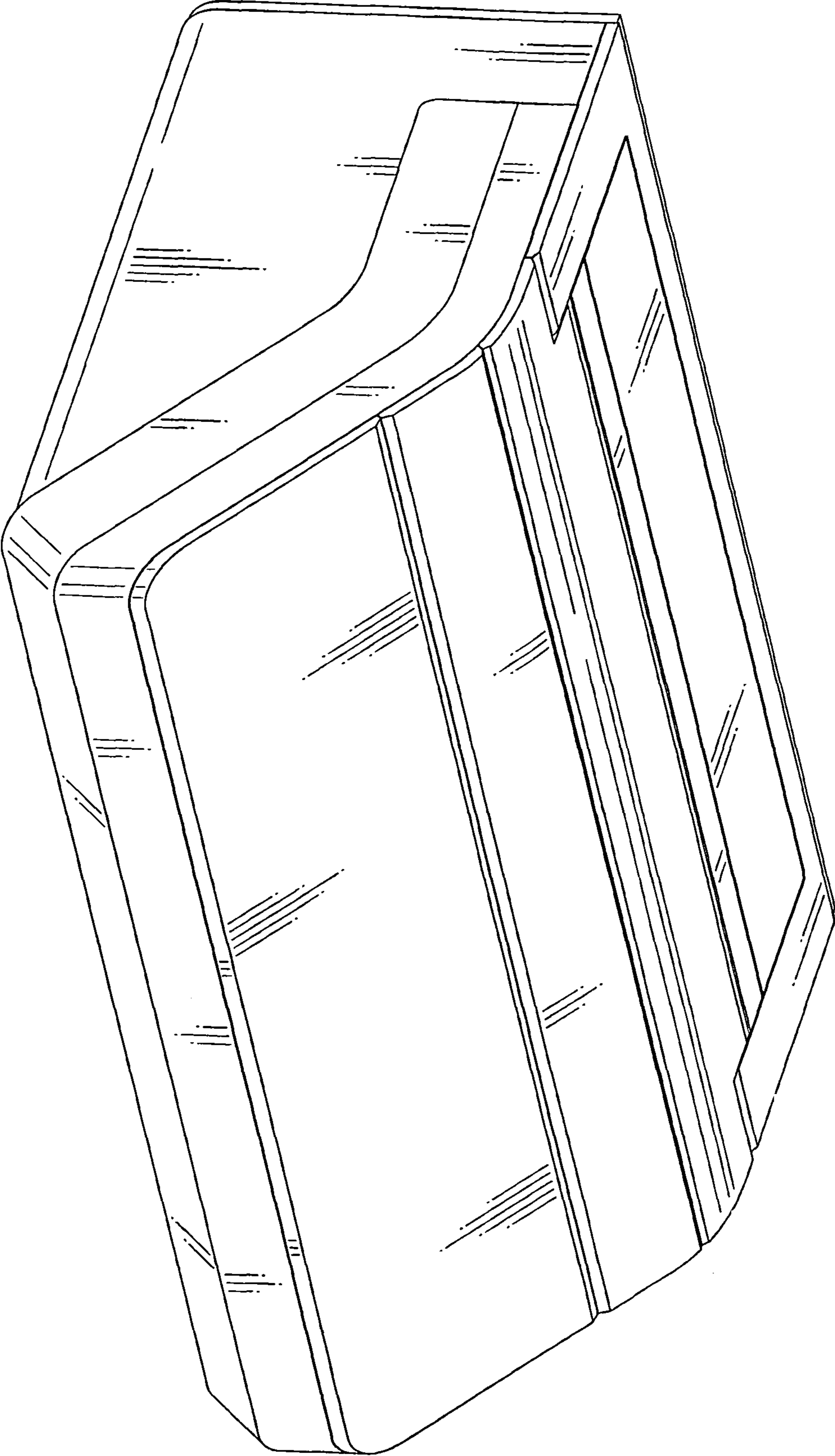


Fig. 2

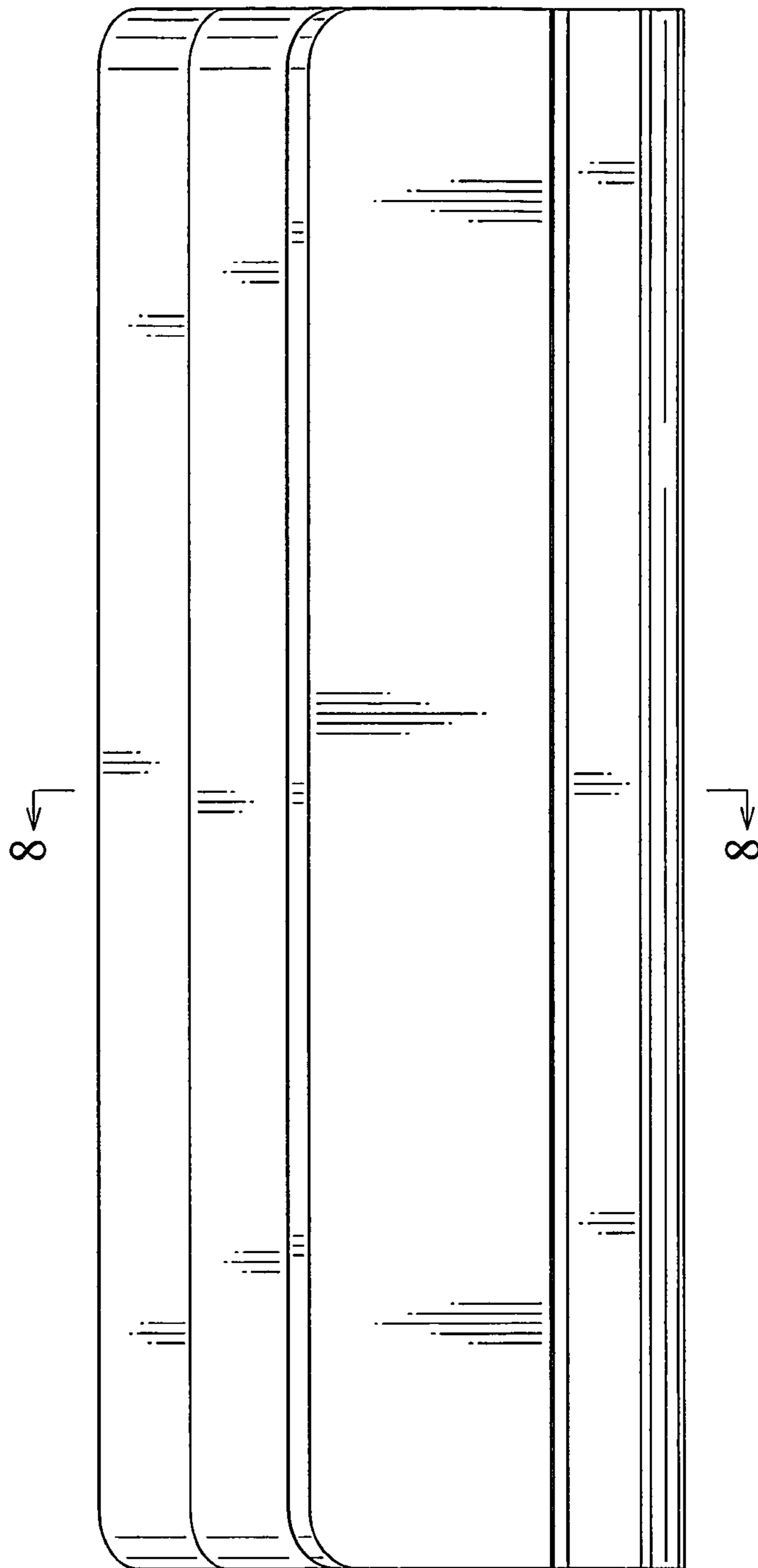


Fig. 3




Fig. 4

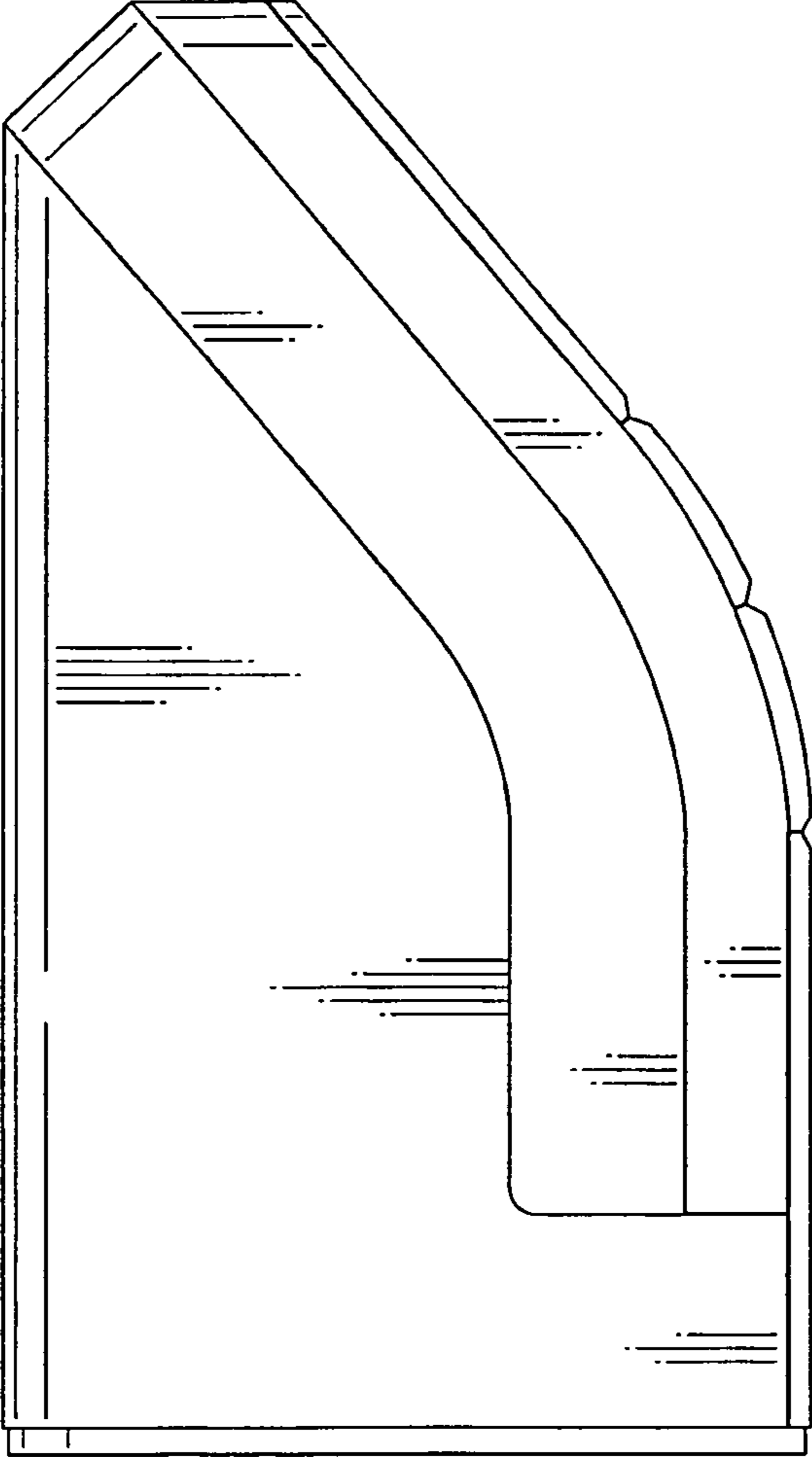


Fig. 5

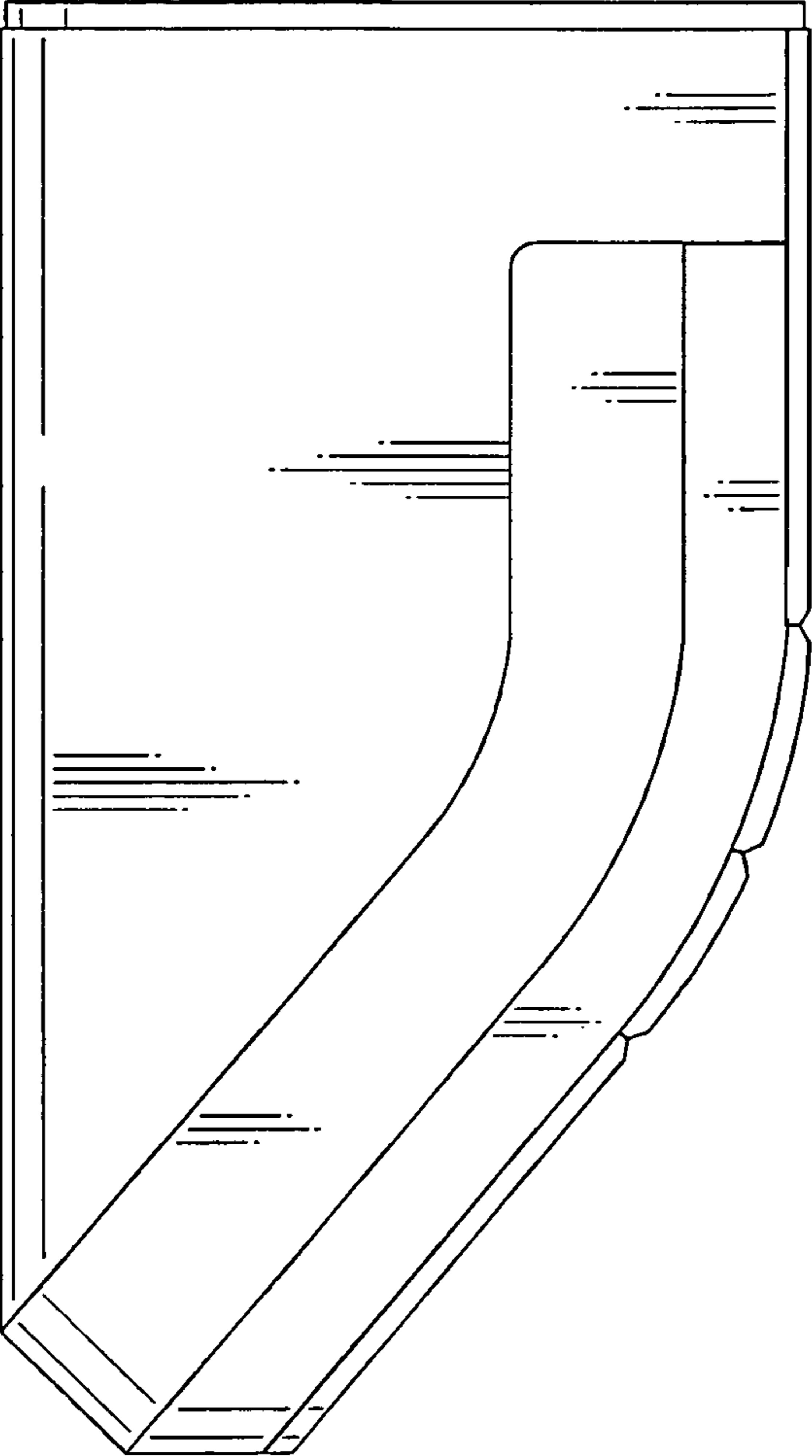


Fig. 6




Fig. 7




Fig. 8

