



US00D700281S

(12) **United States Design Patent**
Bollerod

(10) **Patent No.:** **US D700,281 S**

(45) **Date of Patent:** **** Feb. 25, 2014**

(54) **SHOWER HEAD**

(71) Applicant: **Jens Bollerod**, Eccles (GB)

(72) Inventor: **Jens Bollerod**, Eccles (GB)

(**) Term: **14 Years**

(21) Appl. No.: **29/438,212**

(22) Filed: **Nov. 27, 2012**

(51) **LOC (10) Cl.** **23-01**

(52) **U.S. Cl.**
USPC **D23/213**

(58) **Field of Classification Search**
USPC D23/213, 223, 229, 230, 215; D2/882,
D2/886; D29/102-106; 239/211;
D21/707-714
See application file for complete search history.

D627,020 S *	11/2010	Martin	D21/713
D629,182 S *	12/2010	Castiel	D2/882
D633,174 S	2/2011	Lee		
D634,380 S *	3/2011	Walling et al.	D21/713
D639,383 S *	6/2011	Holbrook	D23/213
D645,529 S *	9/2011	Felker et al.	D21/709
D646,736 S *	10/2011	Felker et al.	D21/709
D654,251 S *	2/2012	Alkas-Shamoun	D2/882
D655,048 S *	2/2012	Moeller et al.	D29/102
D655,358 S *	3/2012	Barrett	D21/708
D670,892 S *	11/2012	Epstein	D2/882
D671,687 S *	11/2012	Winningham et al.	D29/106
D671,716 S *	12/2012	Lam et al.	D2/882
D690,057 S *	9/2013	Wehr	D30/102
2008/0196159 A1	8/2008	Lee		
2011/0244009 A1	10/2011	Gelin		

* cited by examiner

Primary Examiner — Robin V Webster

(74) *Attorney, Agent, or Firm* — Amy Allen Hinson; Nexsen Pruet, LLC

(56) **References Cited**

U.S. PATENT DOCUMENTS

D216,883 S *	3/1970	Katzman	D23/215
D330,246 S *	10/1992	Yanniell et al.	D23/215
D357,524 S *	4/1995	Langmar et al.	D23/215
D358,232 S *	5/1995	Hoshizaki et al.	D29/106
D382,329 S *	8/1997	Jun	D23/215
D424,165 S	5/2000	Guo et al.		
D462,732 S *	9/2002	Morrison et al.	D21/713
D498,802 S *	11/2004	Chang	D21/712
D510,966 S *	10/2005	Michishita	D21/709
D516,145 S *	2/2006	Oblack et al.	D21/713
D569,927 S *	5/2008	Kuehne et al.	D21/713
D570,432 S *	6/2008	Krysiak	D21/712
D575,434 S	8/2008	Nunes		
D609,987 S *	2/2010	Moman	D8/38
D616,066 S	5/2010	Cummings et al.		

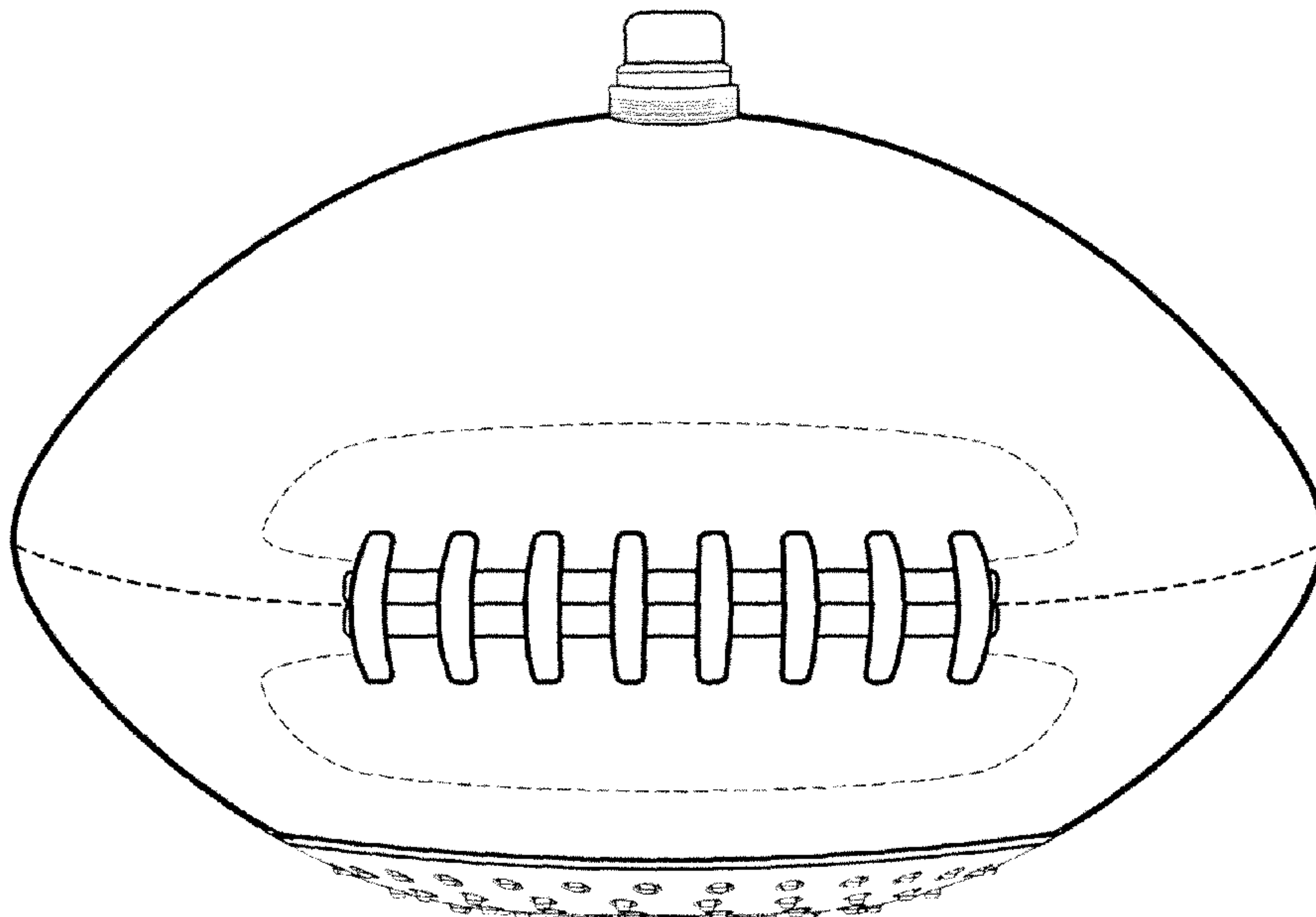
(57) **CLAIM**

The ornamental design for a shower head, as shown and described.

DESCRIPTION

FIG. 1 is a front view of a shower head embodying the design of the present invention;
FIG. 2 is a side view of the shower head illustrated in FIG. 1;
FIG. 3 is a bottom view of the shower head illustrated in FIG. 1; and,
FIG. 4 is a rear view of the shower head illustrated in FIG. 1. The broken line showing is included for the purpose of illustrating and forms no part of the claimed design.

1 Claim, 4 Drawing Sheets



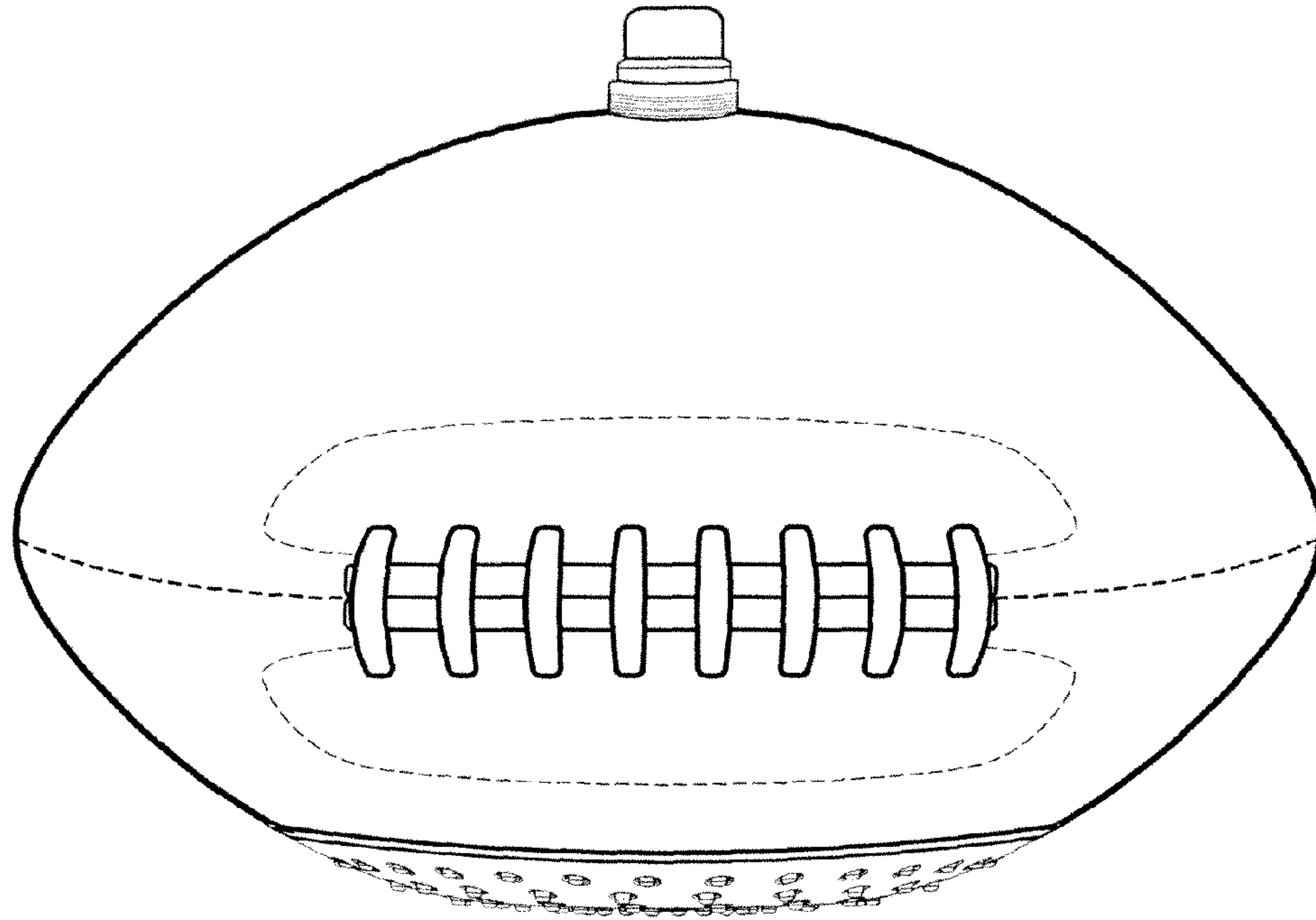


FIG. 1

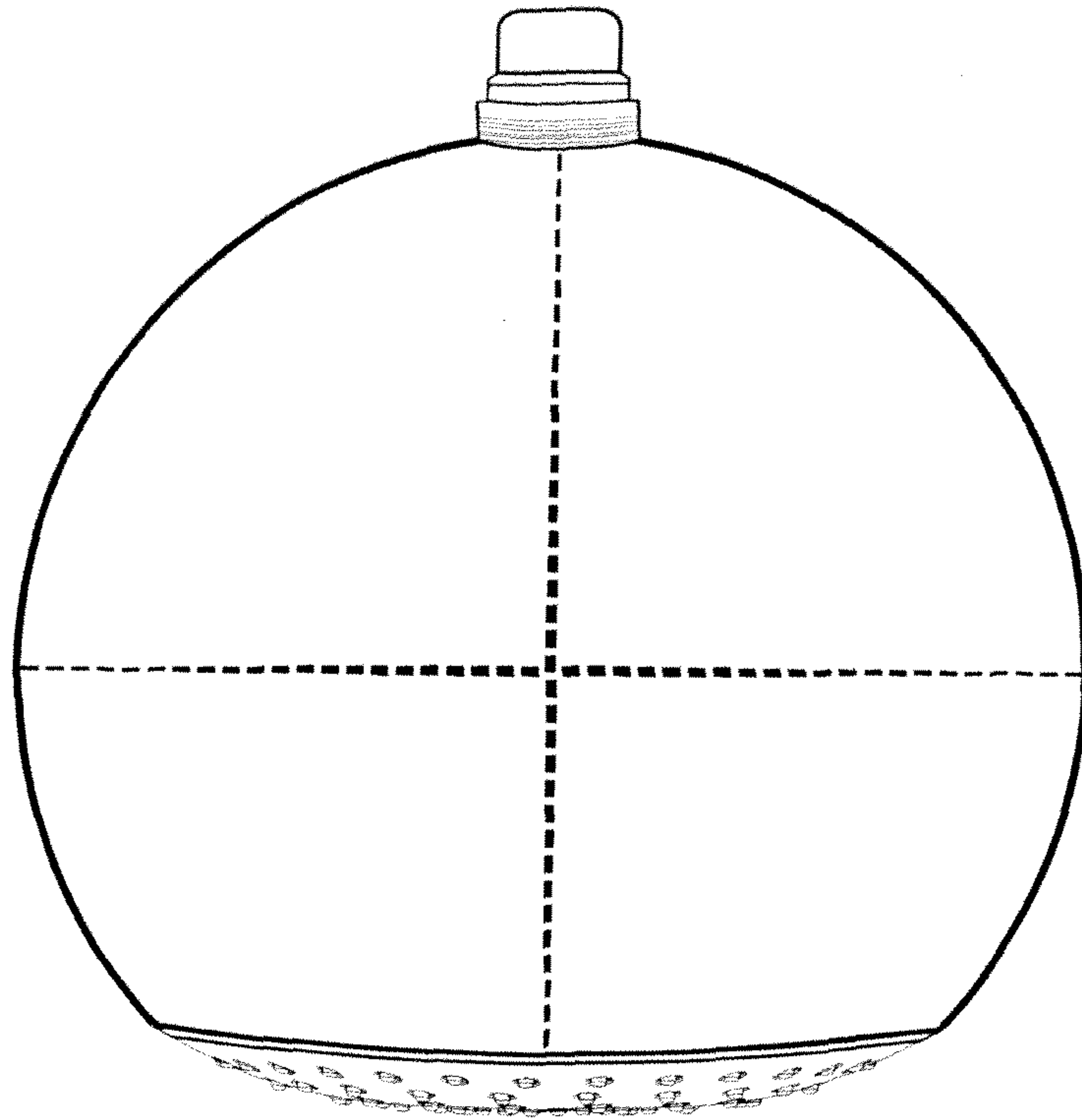


FIG. 2

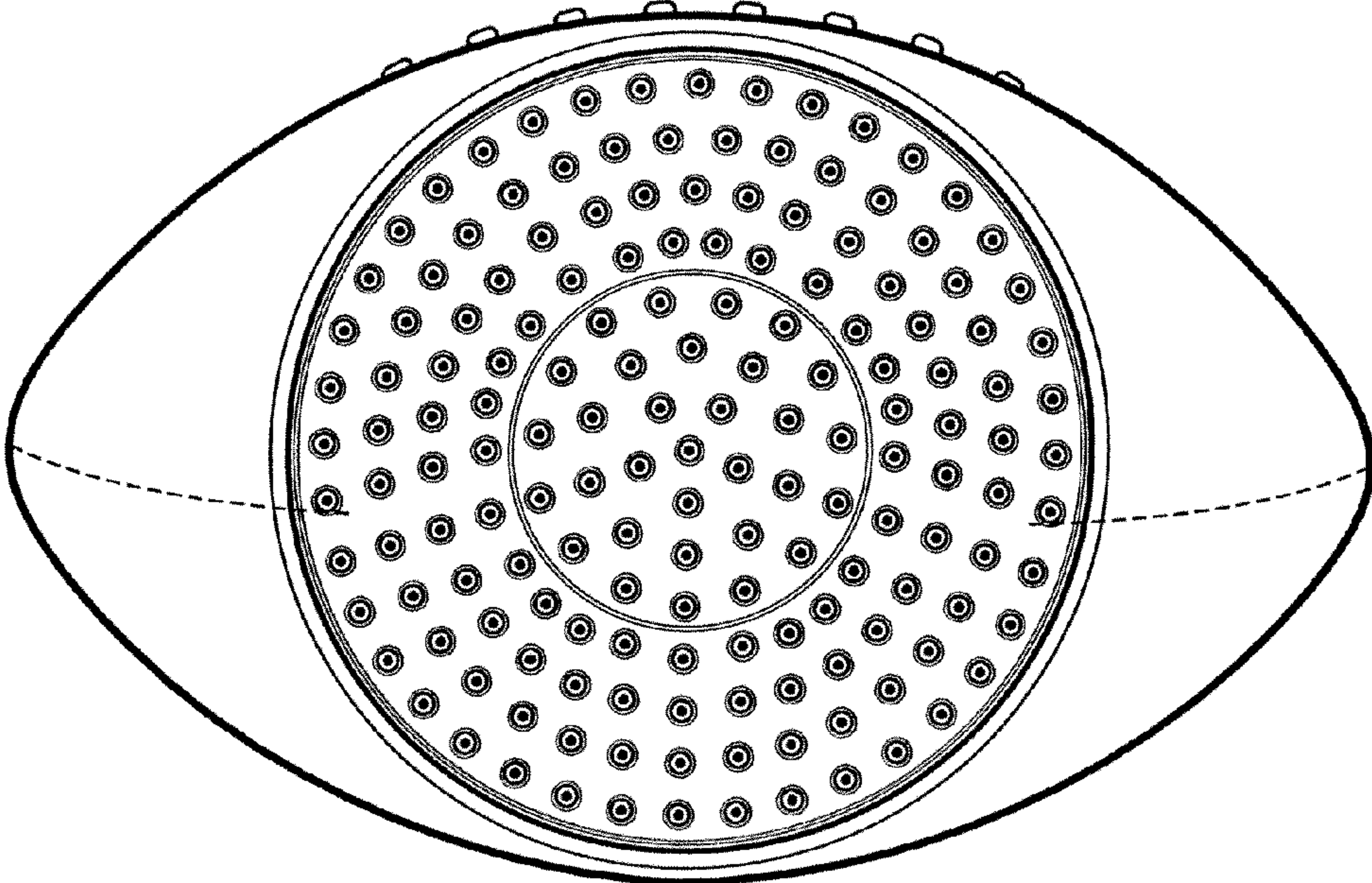


FIG. 3

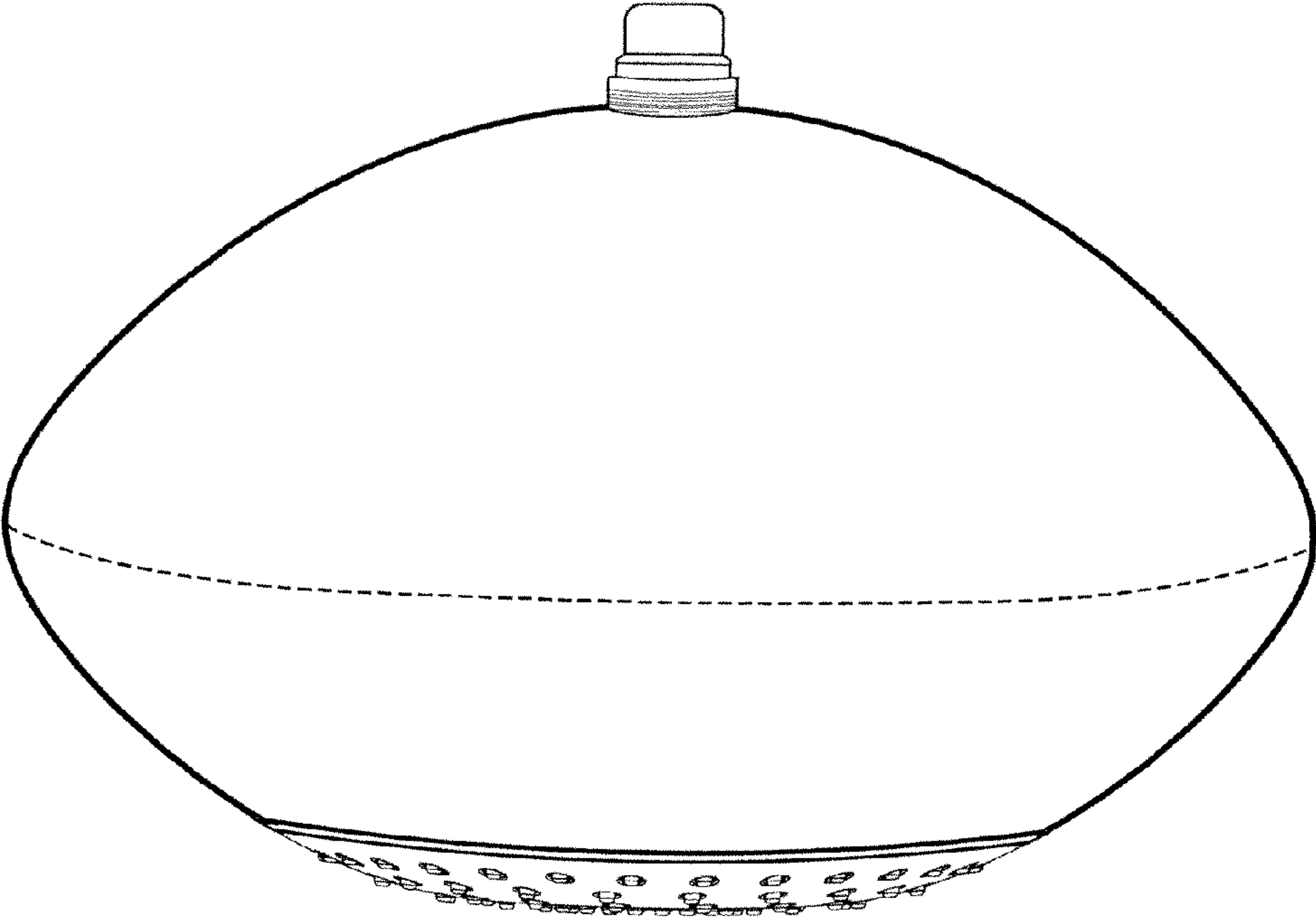


FIG. 4