



US00D700261S

(12) **United States Design Patent**
Hachiro

(10) **Patent No.:** **US D700,261 S**

(45) **Date of Patent:** **** Feb. 25, 2014**

(54) **GOLF CLUB GRIP**

(71) Applicant: **Toshihiko Hachiro**, Osaka (JP)

(72) Inventor: **Toshihiko Hachiro**, Osaka (JP)

(73) Assignee: **Iomic, Inc.**, Osaka (JP)

(**) Term: **14 Years**

(21) Appl. No.: **29/439,319**

(22) Filed: **Dec. 10, 2012**

(51) **LOC (10) Cl.** **21-02**

(52) **U.S. Cl.**
USPC **D21/756**

(58) **Field of Classification Search**
USPC D21/756-758; 473/300-303, 201-204
See application file for complete search history.

(56) **References Cited**

U.S. PATENT DOCUMENTS

D530,762 S *	10/2006	Chen	D21/756
D534,606 S *	1/2007	Norton et al.	D21/756
D576,241 S *	9/2008	Chen	D21/756
D590,465 S *	4/2009	Chen	D21/756
D616,516 S *	5/2010	Chen	D21/756
D631,118 S *	1/2011	Chen	D21/756
D634,803 S *	3/2011	Chen	D21/756

D638,503 S *	5/2011	Lidenberg	D21/756
D638,504 S *	5/2011	Lidenberg	D21/756
D648,411 S *	11/2011	Lidenberg	D21/756

* cited by examiner

Primary Examiner — Mitchell Siegel

(74) *Attorney, Agent, or Firm* — Fross Zelnick Lehrman & Zissu, P.C.; Lawrence E. Apolzon, Esq.

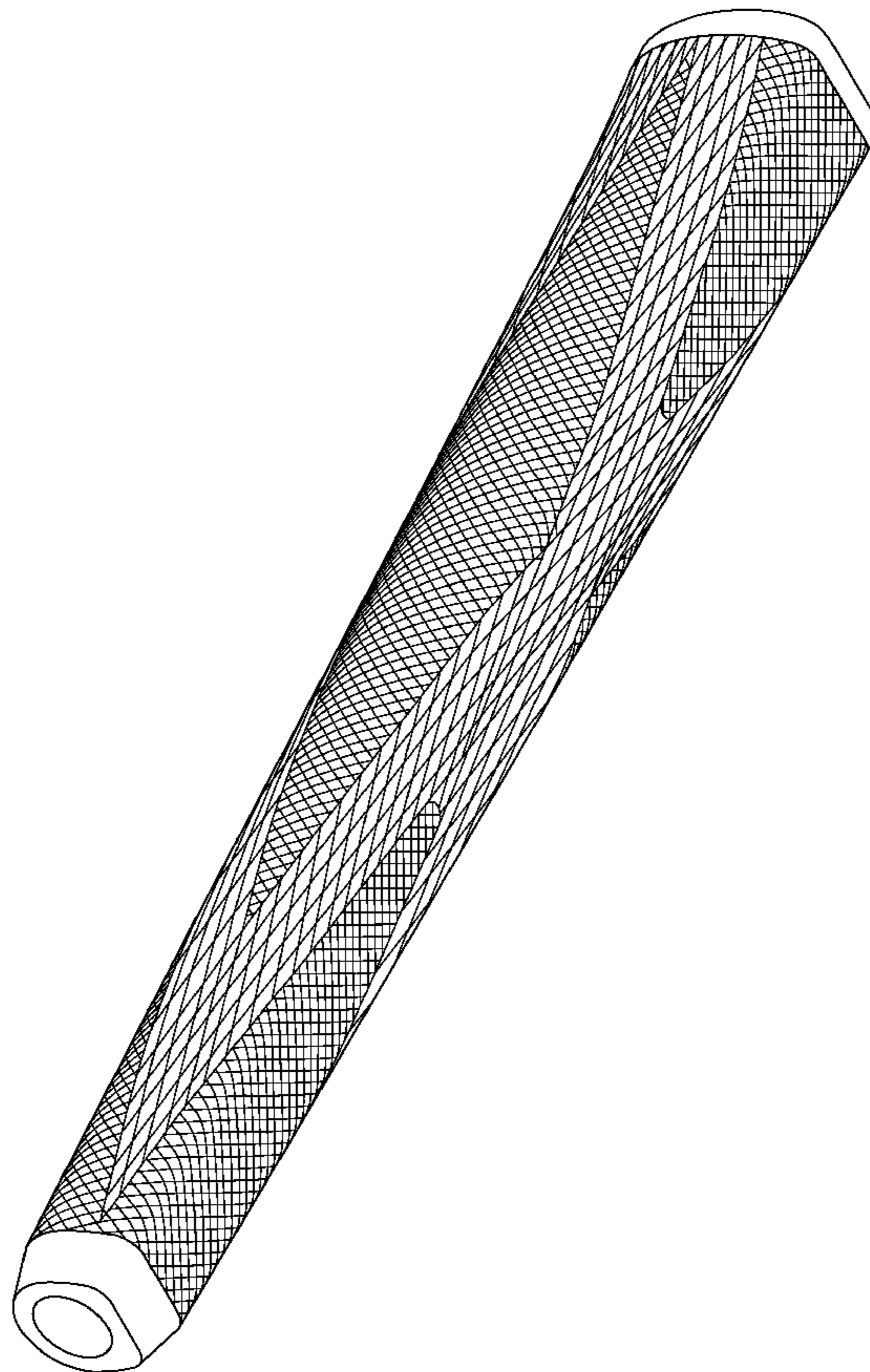
(57) **CLAIM**

The ornamental design for a golf club grip, as shown and described.

DESCRIPTION

FIG. 1 is a front perspective view of a golf club grip showing my design;
 FIG. 2 is a front view of the golf club grip shown in FIG. 1;
 FIG. 3 is a left side view of the golf club grip shown in FIG. 1;
 FIG. 4 is a right side view of the golf club grip shown in FIG. 1;
 FIG. 5 is a rear view of the golf club grip shown in FIG. 1;
 FIG. 6 is a rear perspective view of the golf club grip shown in FIG. 1;
 FIG. 7 is a top view of the golf club grip shown in FIG. 1; and
 FIG. 8 is a bottom view of the golf club grip shown in FIG. 1.

1 Claim, 8 Drawing Sheets



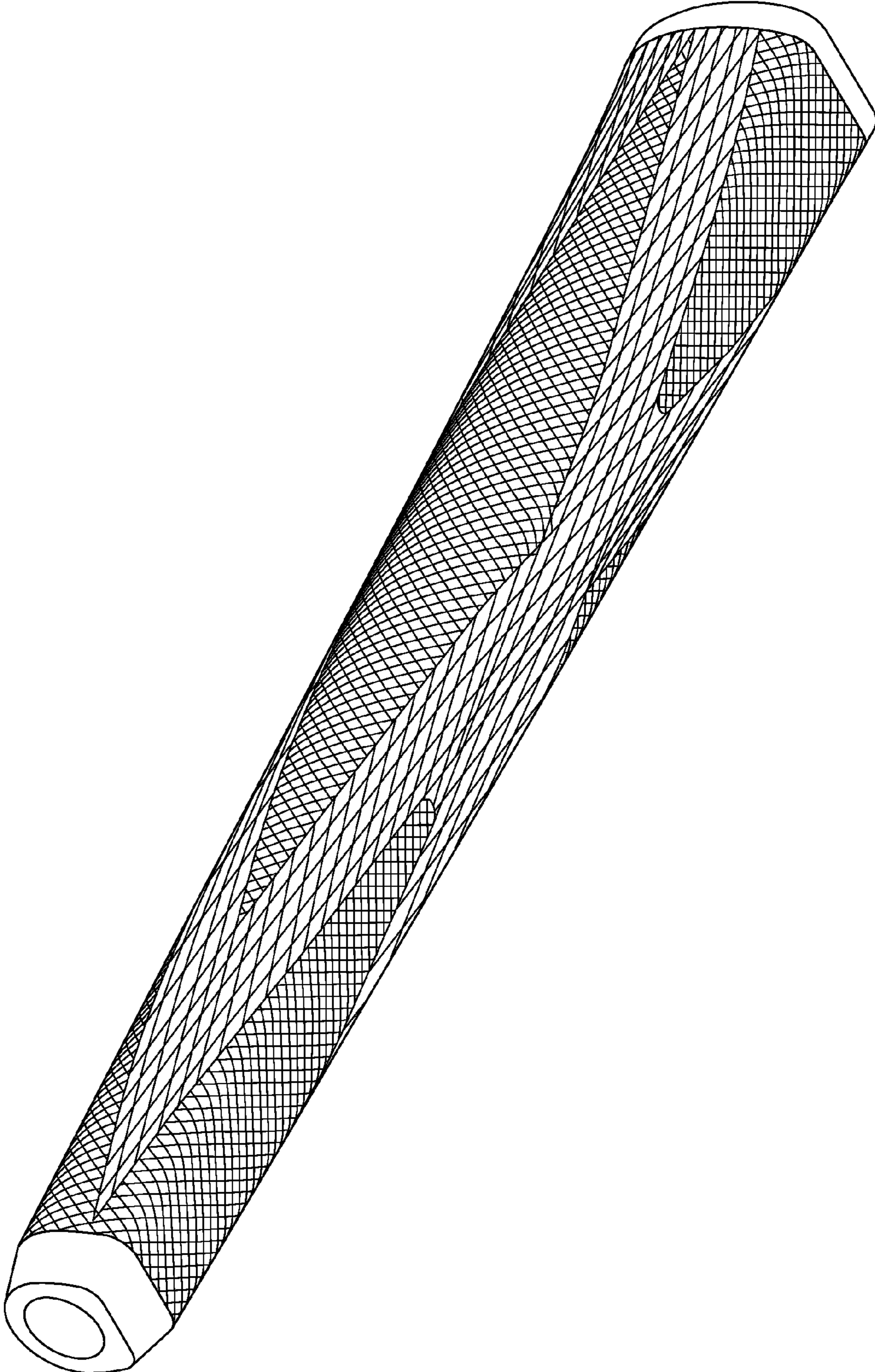


FIG. 1

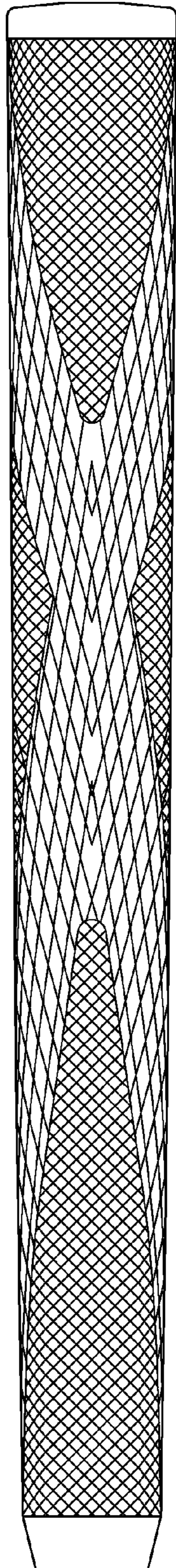


FIG. 2

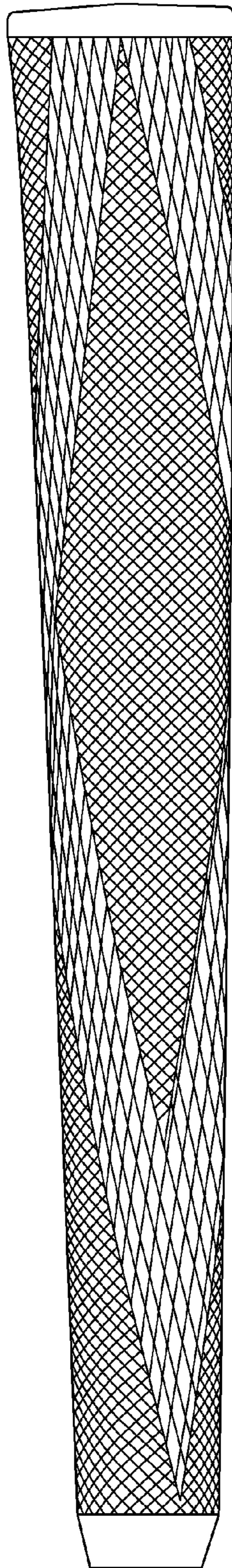


FIG. 3

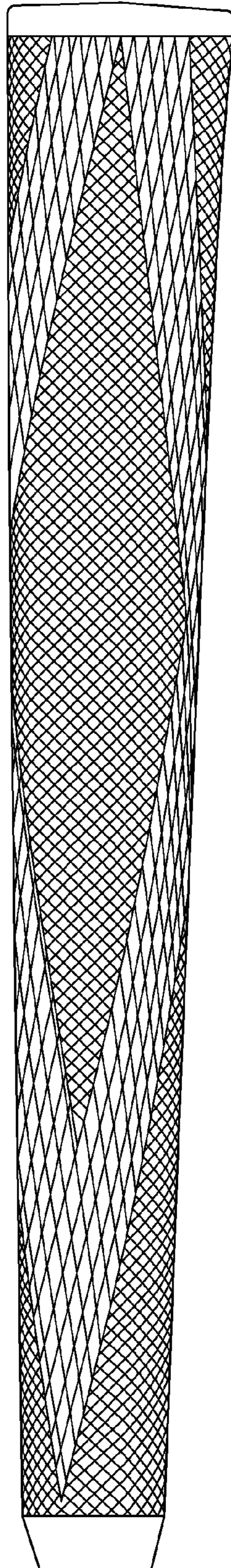


FIG. 4




FIG. 5

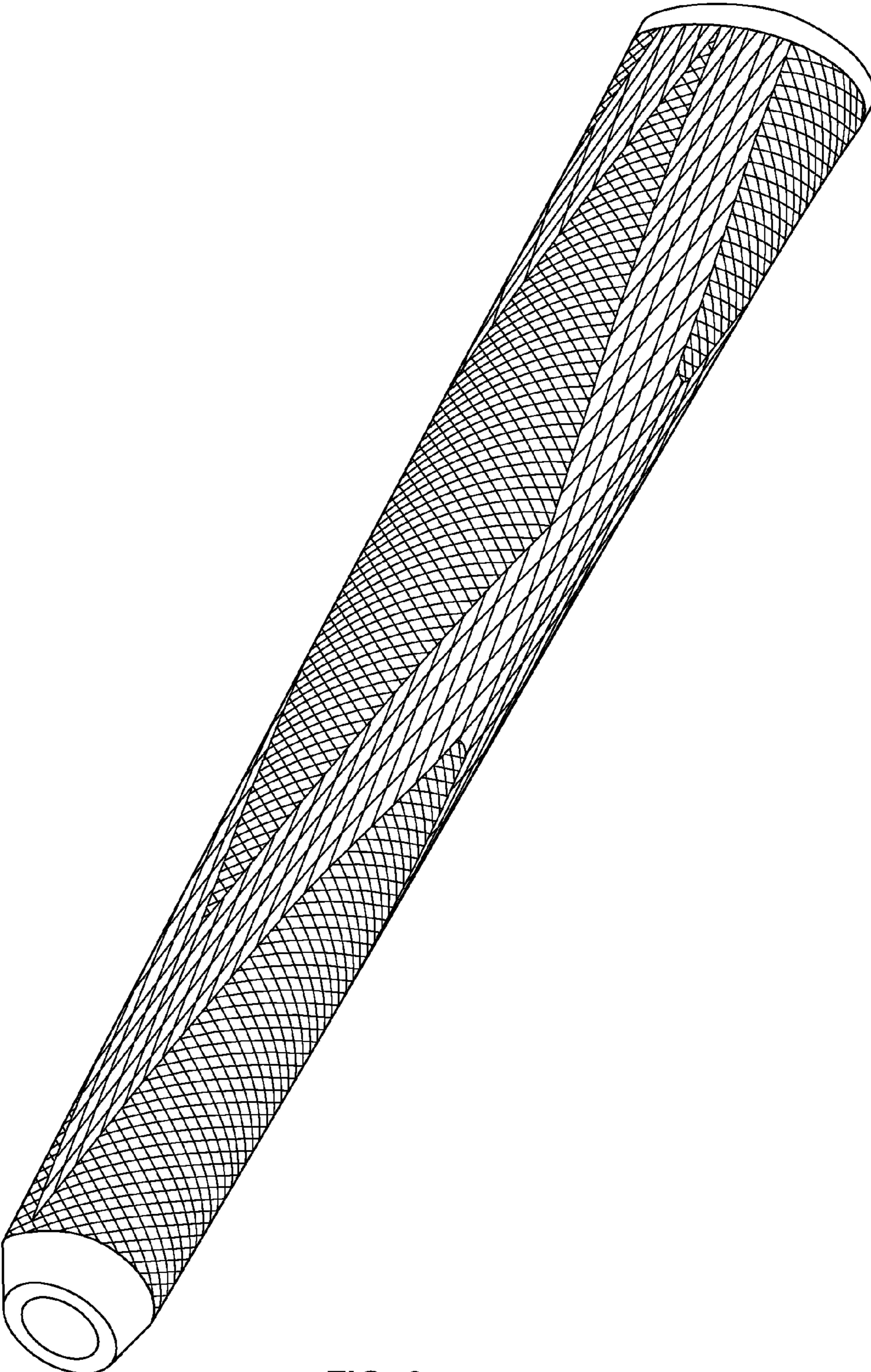


FIG. 6




FIG. 7

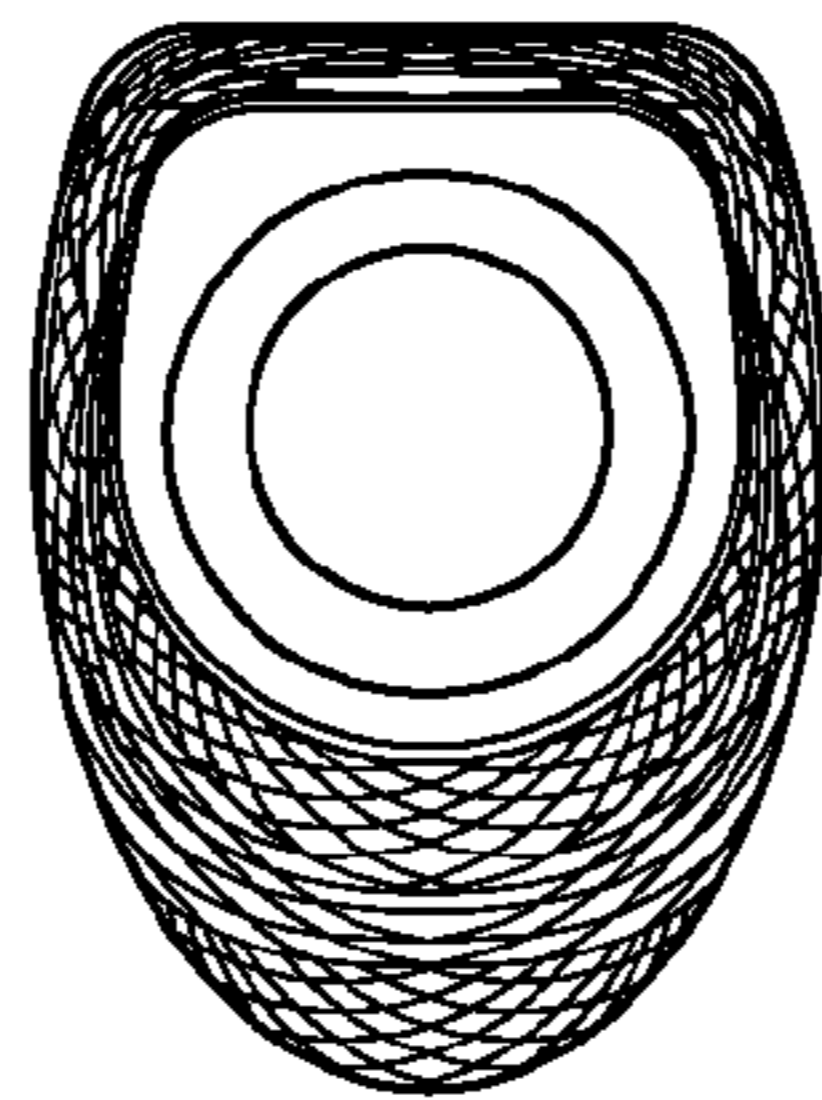


FIG. 8