



US00D700238S

(12) **United States Design Patent**  
**Slemp**

(10) **Patent No.:** **US D700,238 S**

(45) **Date of Patent:** **\*\* Feb. 25, 2014**

(54) **BALLPOINT PEN**

(71) Applicant: **Alexander Slemp**, Zell a.H. (DE)

(72) Inventor: **Alexander Slemp**, Zell a.H. (DE)

(73) Assignee: **Klio-Eterna Schreibgeräte GmbH & Co. KG**, Wolfach (DE)

(\*\*) Term: **14 Years**

(21) Appl. No.: **29/434,685**

(22) Filed: **Oct. 16, 2012**

(30) **Foreign Application Priority Data**

Apr. 20, 2012 (WO) ..... 665196901

(51) **LOC (10) Cl.** ..... **19-06**

(52) **U.S. Cl.**  
USPC ..... **D19/50**

(58) **Field of Classification Search**  
USPC ..... D14/411; D19/35, 36, 41-51, 53-58;  
24/11 R, 11 F, 11 P; 401/52, 99-109,  
401/192, 195, 196  
See application file for complete search history.

(56) **References Cited**

**U.S. PATENT DOCUMENTS**

D312,096 S	*	11/1990	Vitrac	.....	D19/51
D489,091 S	*	4/2004	Koch	.....	D19/51
D500,522 S	*	1/2005	Rommel	.....	D19/51
D508,264 S	*	8/2005	Losel	.....	D19/50
D534,957 S	*	1/2007	de Baschmakoff	.....	D19/51
D540,387 S	*	4/2007	Losel	.....	D19/51
D541,343 S	*	4/2007	Losel	.....	D19/50
D541,862 S	*	5/2007	Koch	.....	D19/51
D573,186 S	*	7/2008	Rommel	.....	D19/51

D573,642 S	*	7/2008	Losel	.....	D19/50
D591,350 S	*	4/2009	Beyer	.....	D19/50
D602,087 S	*	10/2009	Rommel	.....	D19/50
D610,197 S	*	2/2010	Losel	.....	D19/50
D620,047 S	*	7/2010	Rommel	.....	D19/49
D620,980 S	*	8/2010	Rommel	.....	D19/50
D629,846 S	*	12/2010	Losel	.....	D19/50
D631,508 S	*	1/2011	Briggl	.....	D19/50
D641,411 S	*	7/2011	Tan	.....	D19/50
D642,620 S	*	8/2011	Allemeier	.....	D19/50
D646,325 S	*	10/2011	Losel	.....	D19/50
D650,012 S	*	12/2011	Losel	.....	D19/50
D656,992 S	*	4/2012	Briggl	.....	D19/50
D663,772 S	*	7/2012	Losel	.....	D19/50
D688,305 S	*	8/2013	Mao	.....	D19/51

\* cited by examiner

*Primary Examiner* — Elizabeth Albert

(74) *Attorney, Agent, or Firm* — Volpe and Koenig, P.C.

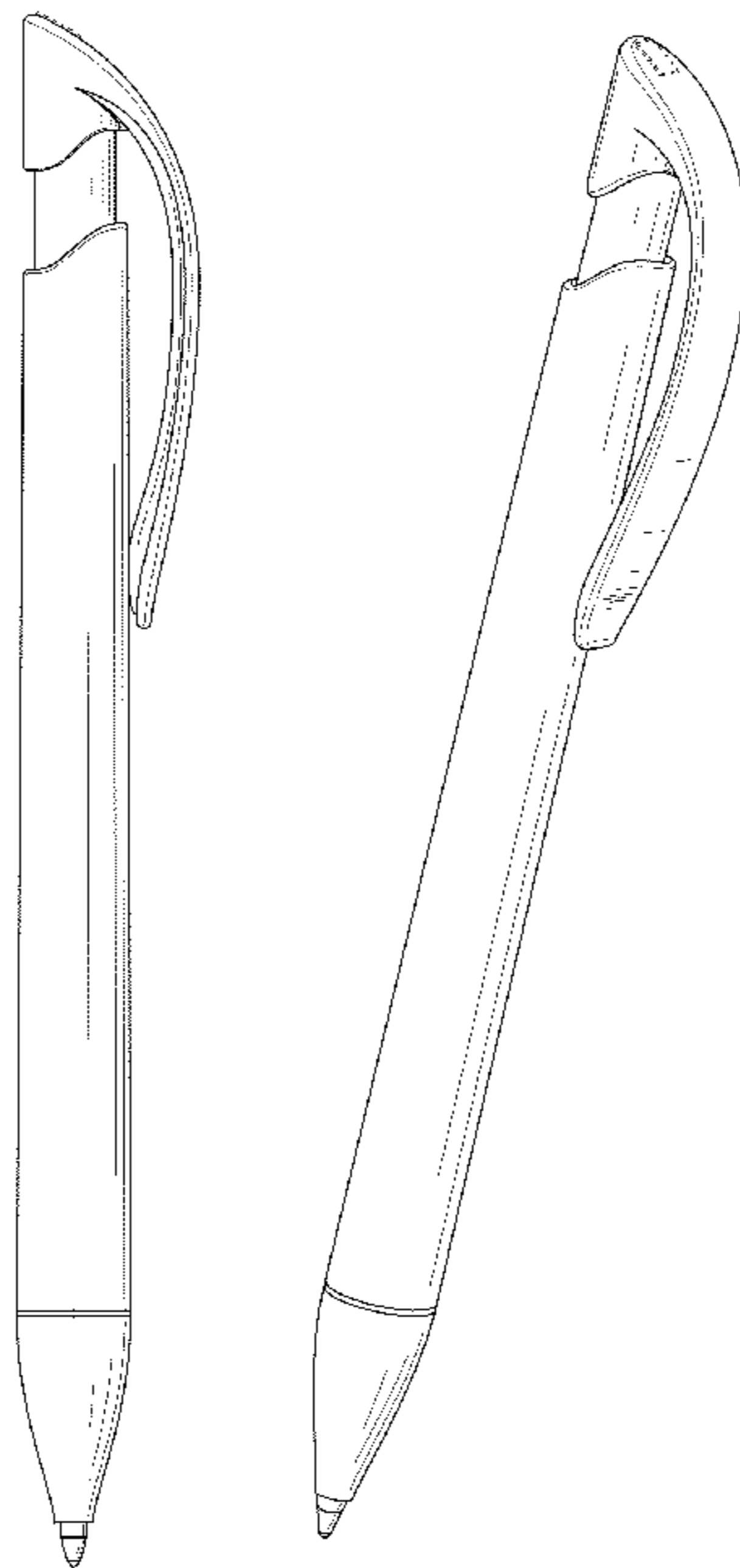
(57) **CLAIM**


The ornamental design for a ballpoint pen, as shown and described.

**DESCRIPTION**

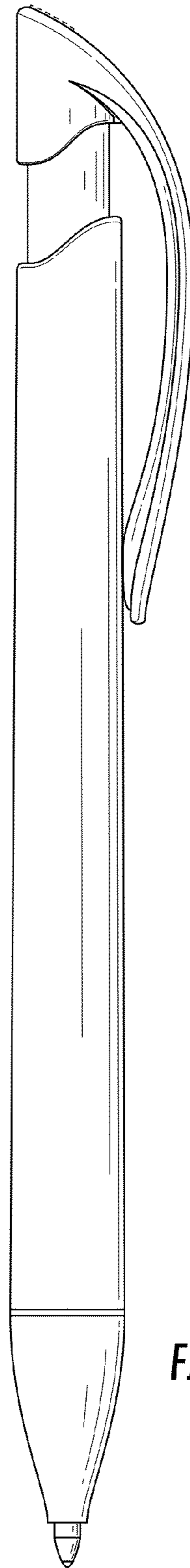
FIG. 1 is a front elevational view of a ballpoint pen in accordance with my design;  
FIG. 2 is a left side elevational view thereof, with the right side elevational view being a mirror image thereof;  
FIG. 3 is a rear elevational view thereof;  
FIG. 4 is a bottom view thereof;  
FIG. 5 is a top plan view thereof;  
FIG. 6 is a top, front, left perspective view thereof; and,  
FIG. 7 is a top, front, right perspective view thereof.  
The feature on the top in broken lines in FIGS. 1, 2, 5, 6 and 7 is included for the purpose of showing a portion of the ballpoint pen that forms no part of the claimed design.

**1 Claim, 4 Drawing Sheets**






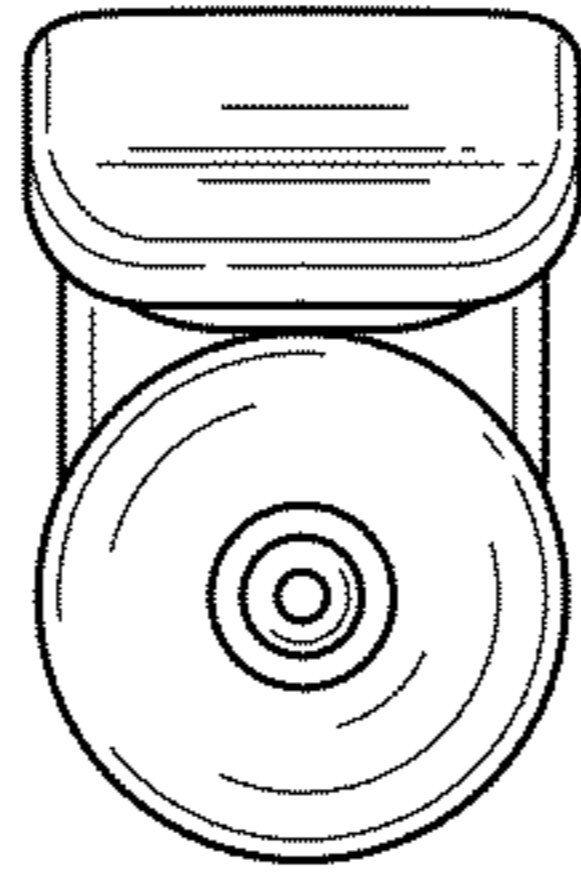
**FIG. 1**



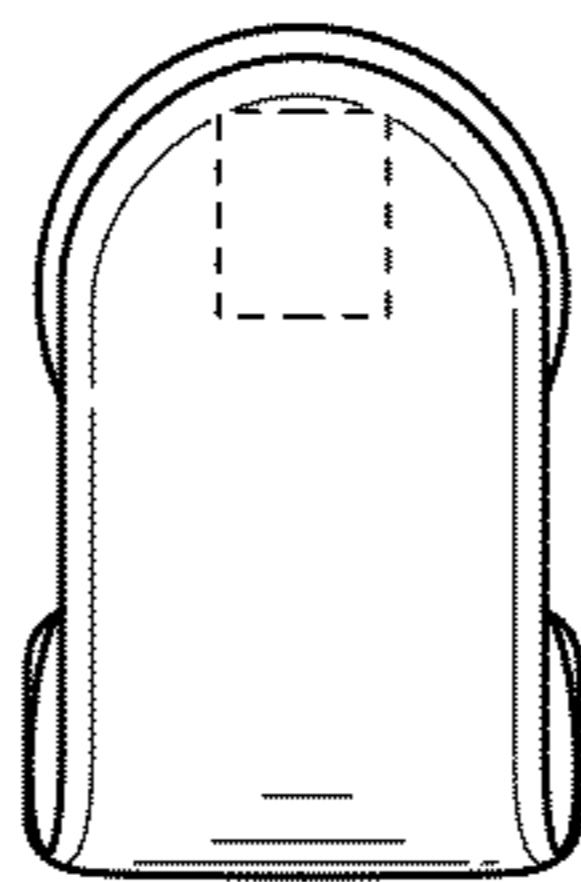
**FIG. 2**



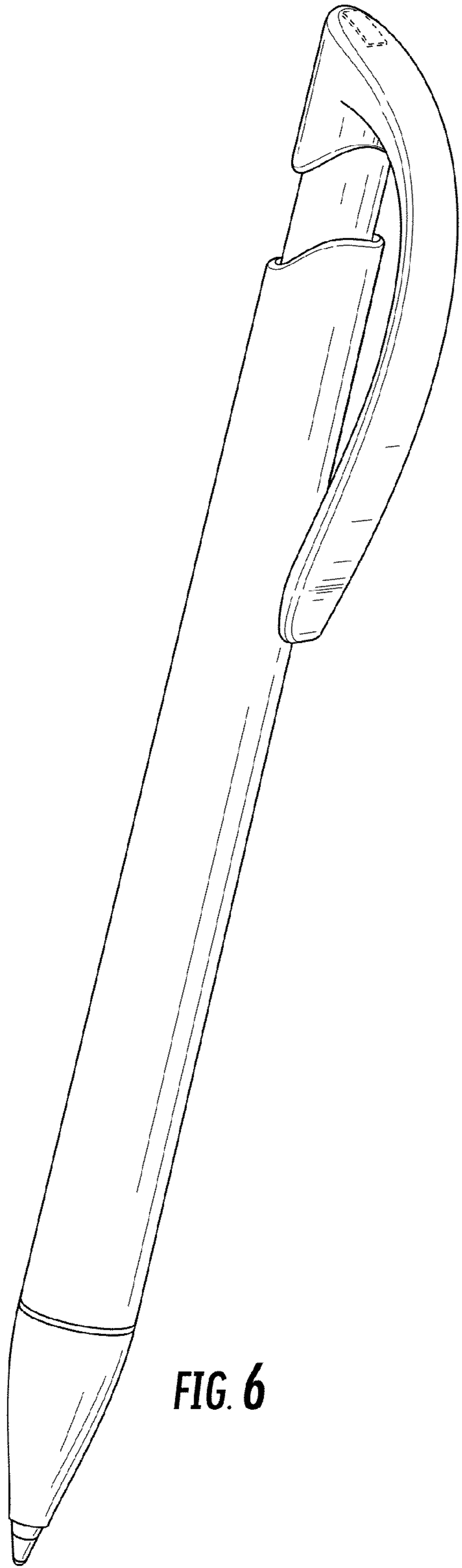
**FIG. 3**



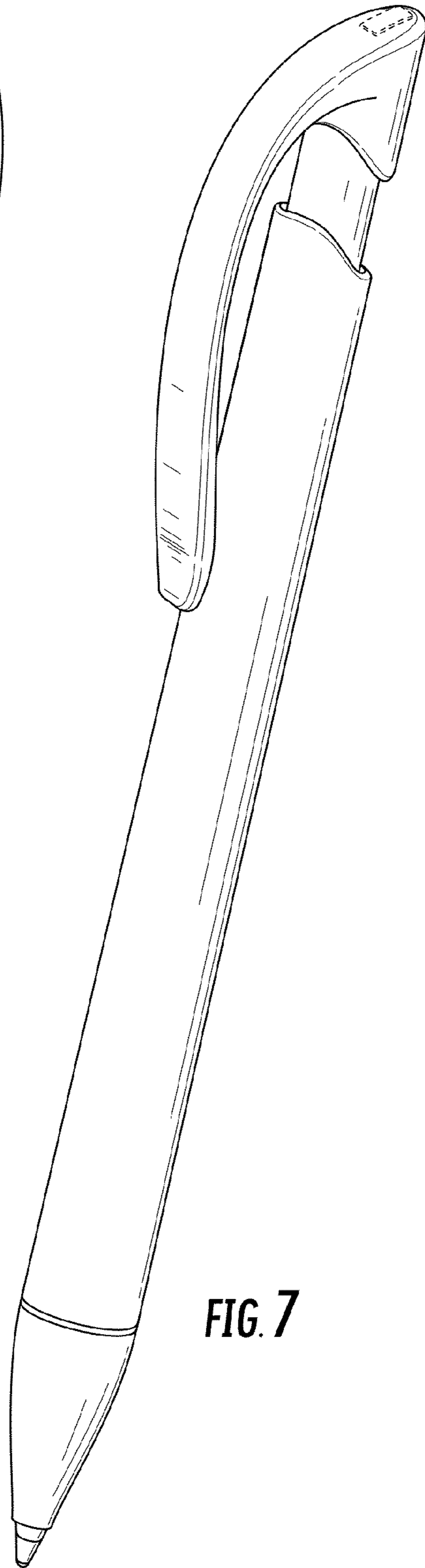
**FIG. 4**



**FIG. 5**



**FIG. 6**



**FIG. 7**