

US00D700237S

(12) **United States Design Patent**  
**Mayer et al.**

(10) **Patent No.:** **US D700,237 S**

(45) **Date of Patent:** **\*\* Feb. 25, 2014**

(54) **GREETING CARD**

(75) Inventors: **David Mayer**, Bay Village, OH (US);  
**Lynn Shlonsky**, Shaker Heights, OH (US)

(73) Assignee: **American Greetings Corporation**,  
Cleveland, OH (US)

(\*\*) Term: **14 Years**

(21) Appl. No.: **29/429,063**

(22) Filed: **Aug. 7, 2012**

(51) **LOC (10) Cl.** ..... **19-01**

(52) **U.S. Cl.**  
USPC ..... **D19/2**

(58) **Field of Classification Search**  
USPC ..... D19/1-8, 82, 100; 40/124.01-124.15,  
40/582, 540, 443, 442, 902, 672, 617, 599,  
40/331, 359, 360, 625, 717, 455, 124.191;  
446/147; 362/806, 808; 428/42.1,  
428/203-204, 913.3; 283/2-4, 74-75, 91,  
283/103, 105-106; D20/10, 22, 42, 27, 40;  
229/92, 92.1, 92.8, 300-303; D11/131,  
D11/117; 206/449, 308.3; D21/660  
See application file for complete search history.

(56) **References Cited**

U.S. PATENT DOCUMENTS

2,927,400	A	3/1960	Bailey	
5,743,035	A	4/1998	Bradley et al.	
D445,142	S *	7/2001	Dupont	D21/386
6,357,152	B1	3/2002	Brooks et al.	
6,460,277	B1	10/2002	Tower	
D487,823	S *	3/2004	Wang	D30/118
6,848,965	B2	2/2005	Wong	

7,201,402	B2	4/2007	Duprey	
D546,384	S *	7/2007	Connors	D19/8
D553,675	S *	10/2007	Hogg et al.	D19/9
D556,823	S *	12/2007	Lombard et al.	D19/6
7,634,864	B2	12/2009	Segan	
D635,187	S *	3/2011	Pompei et al.	D19/9
D638,591	S *	5/2011	Spurgeon	D30/161
D655,334	S *	3/2012	Fiorino et al.	D19/1
D665,021	S *	8/2012	Mayer et al.	D19/1
D679,755	S *	4/2013	Roth et al.	D19/7
2008/0032587	A1	2/2008	Krivanek et al.	
2009/0126239	A1	5/2009	Clegg	
2009/0241387	A1	10/2009	Wong	
2012/0110879	A1	5/2012	Qiao et al.	

\* cited by examiner

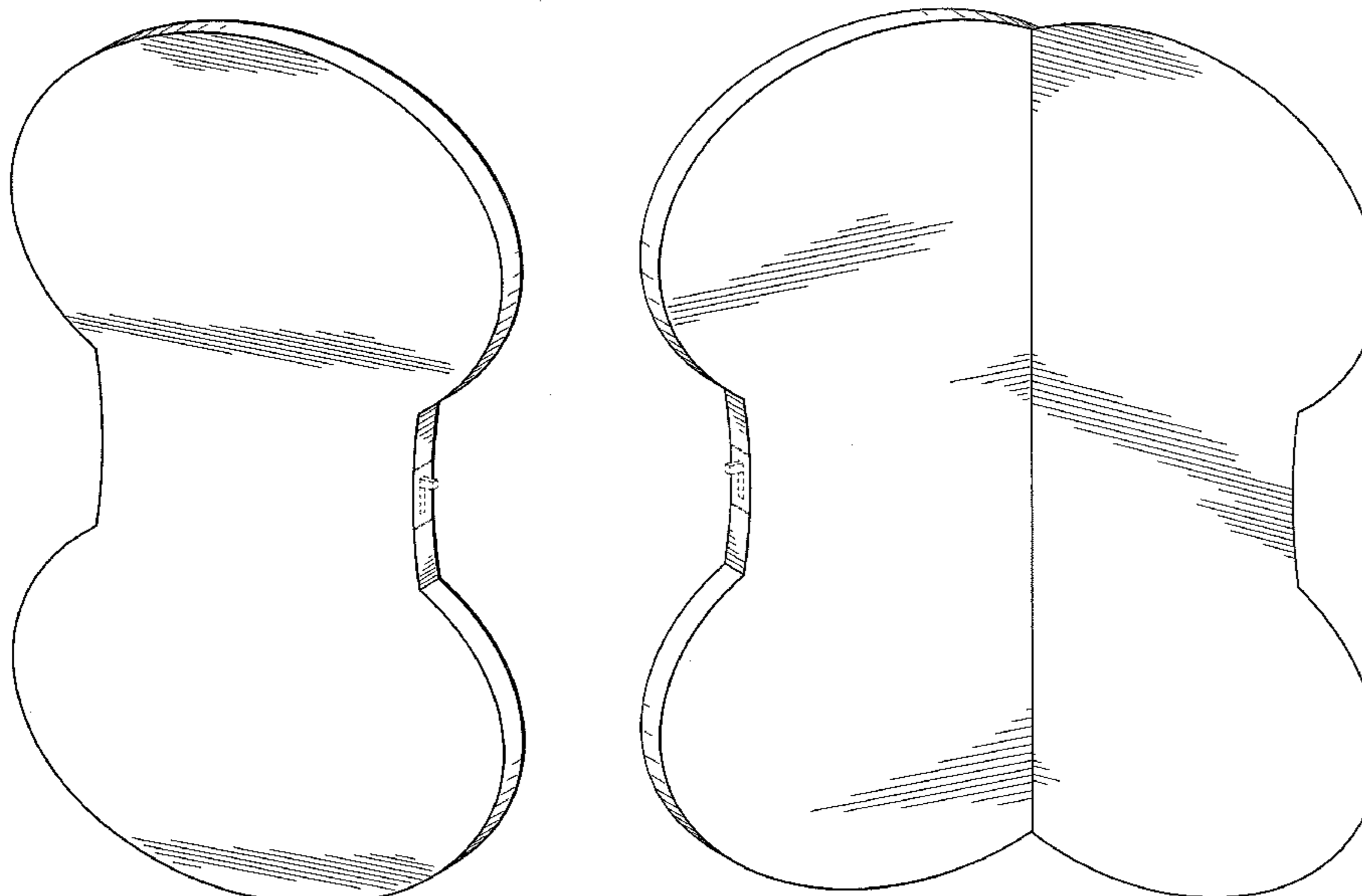
*Primary Examiner* — Caron D Veynar  
*Assistant Examiner* — Abraham Bahta  
(74) *Attorney, Agent, or Firm* — Christine Flanagan

(57) **CLAIM**  
The ornamental designs for a greeting card, as shown and described.

**DESCRIPTION**

FIG. 1 is a perspective view of the greeting card of the present invention.  
FIG. 2 is a front view of the greeting card of FIG. 1.  
FIG. 3 is a left side view of the greeting card of FIG. 1.  
FIG. 4 is a right side view of the greeting card of FIG. 1.  
FIG. 5 is a bottom view of the greeting card of FIG. 1.  
FIG. 6 is a rear view of the greeting card of FIG. 1.  
FIG. 7 is a rear perspective view of the greeting card of FIG. 1, in a closed position; and,  
FIG. 8 is a rear perspective view of the greeting card of FIG. 1, in an open position.

**1 Claim, 3 Drawing Sheets**



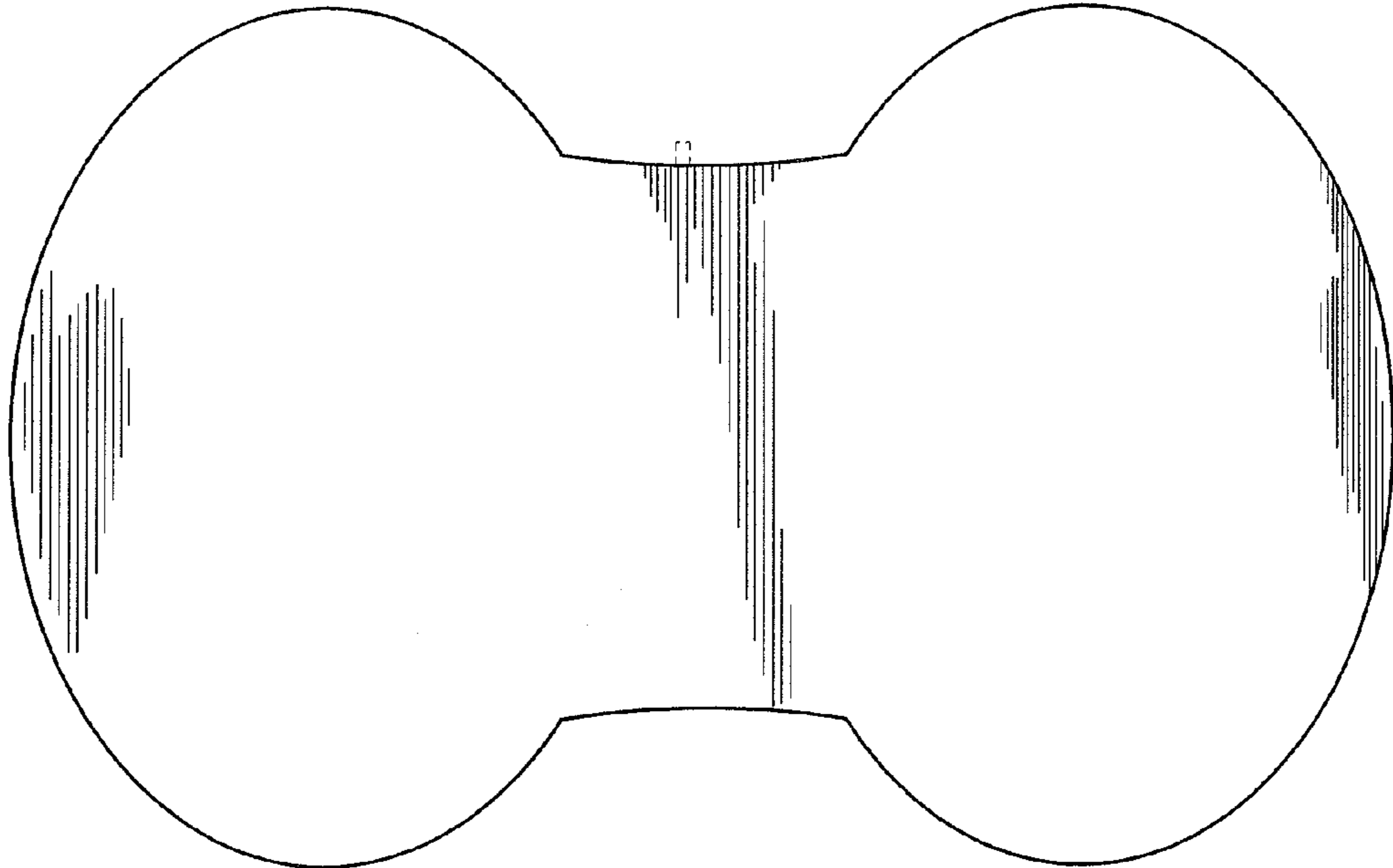


Fig. 2

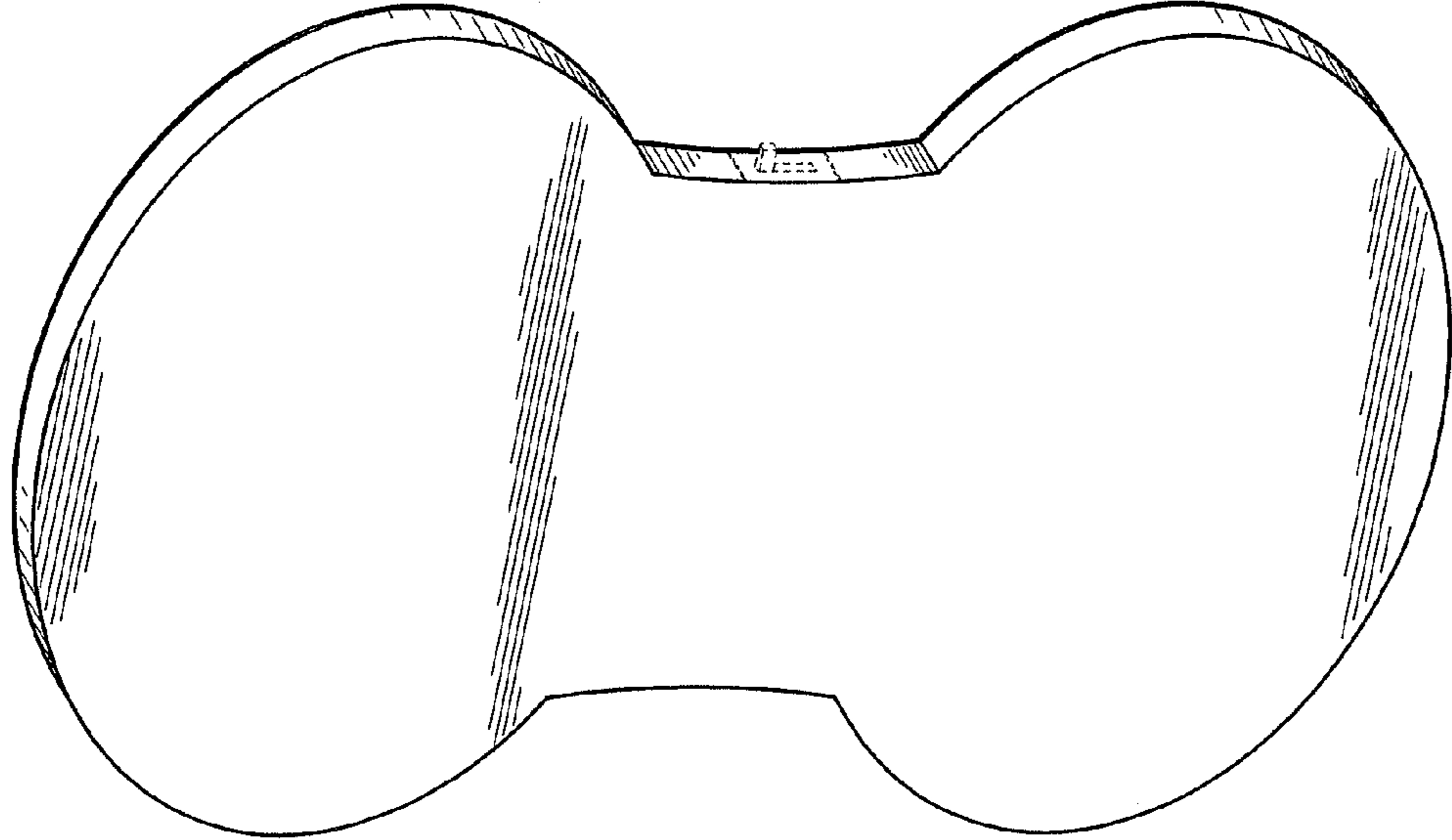


Fig. 1

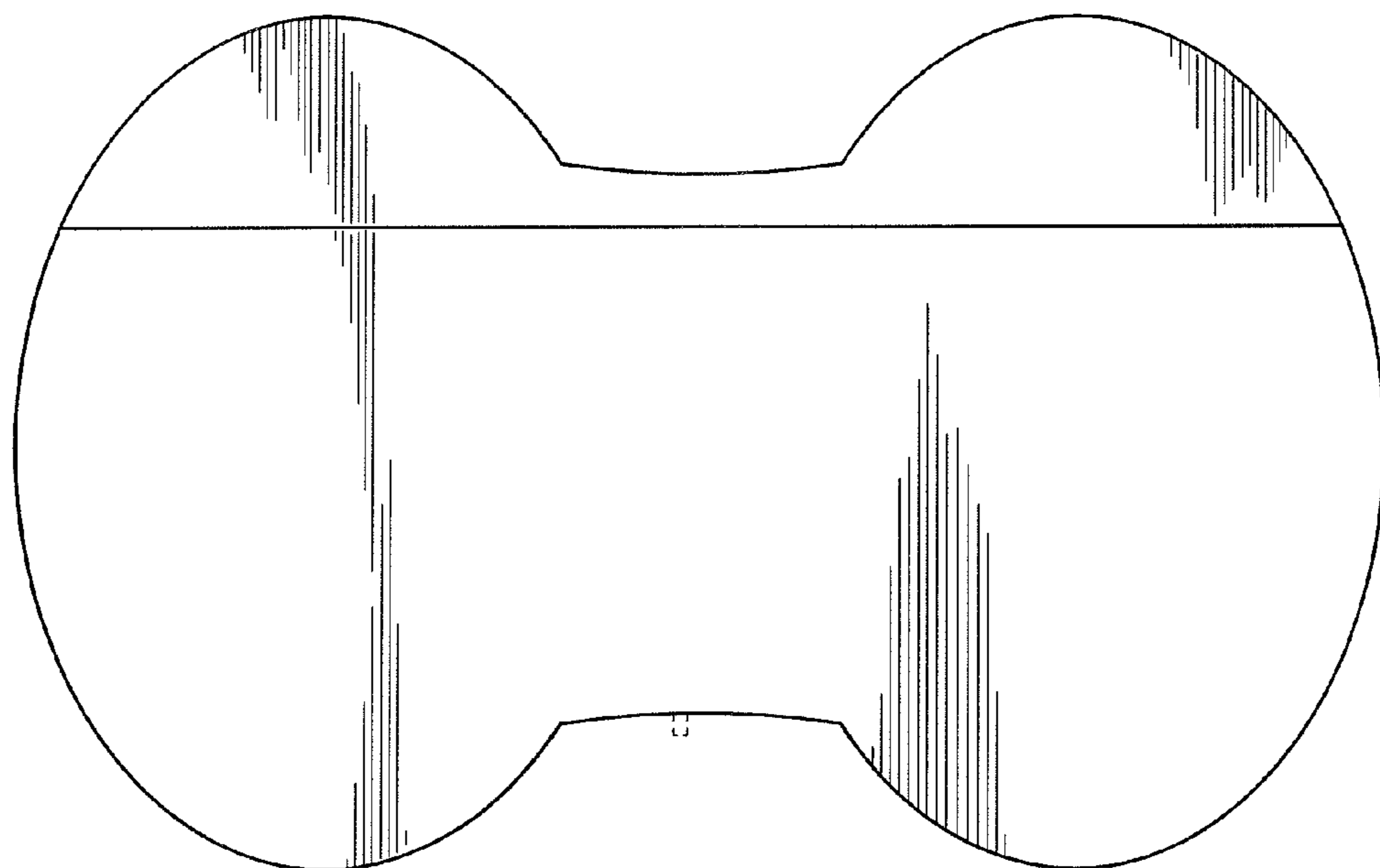


Fig. 6




Fig. 5





Fig. 3 Fig. 4

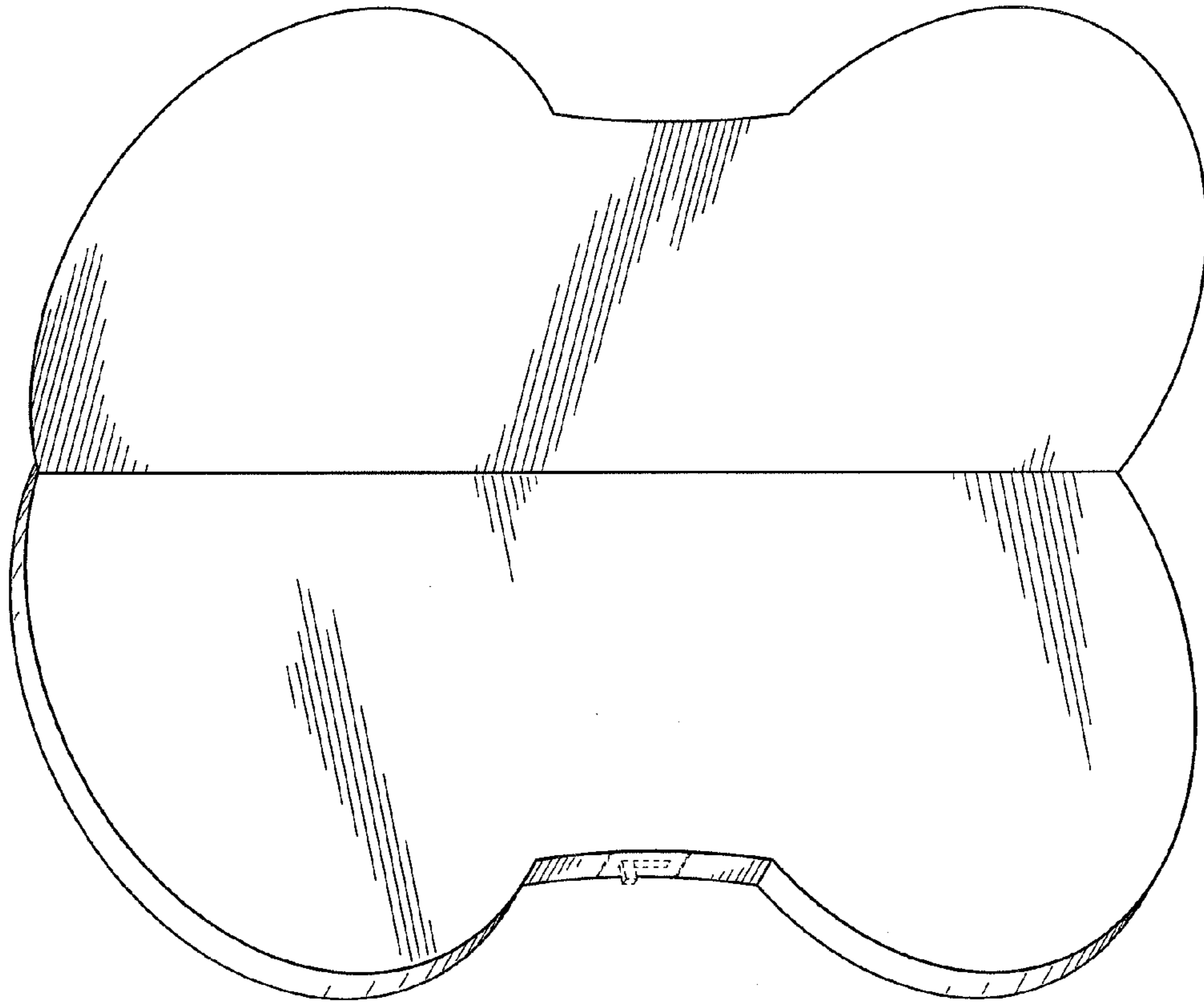


Fig. 8

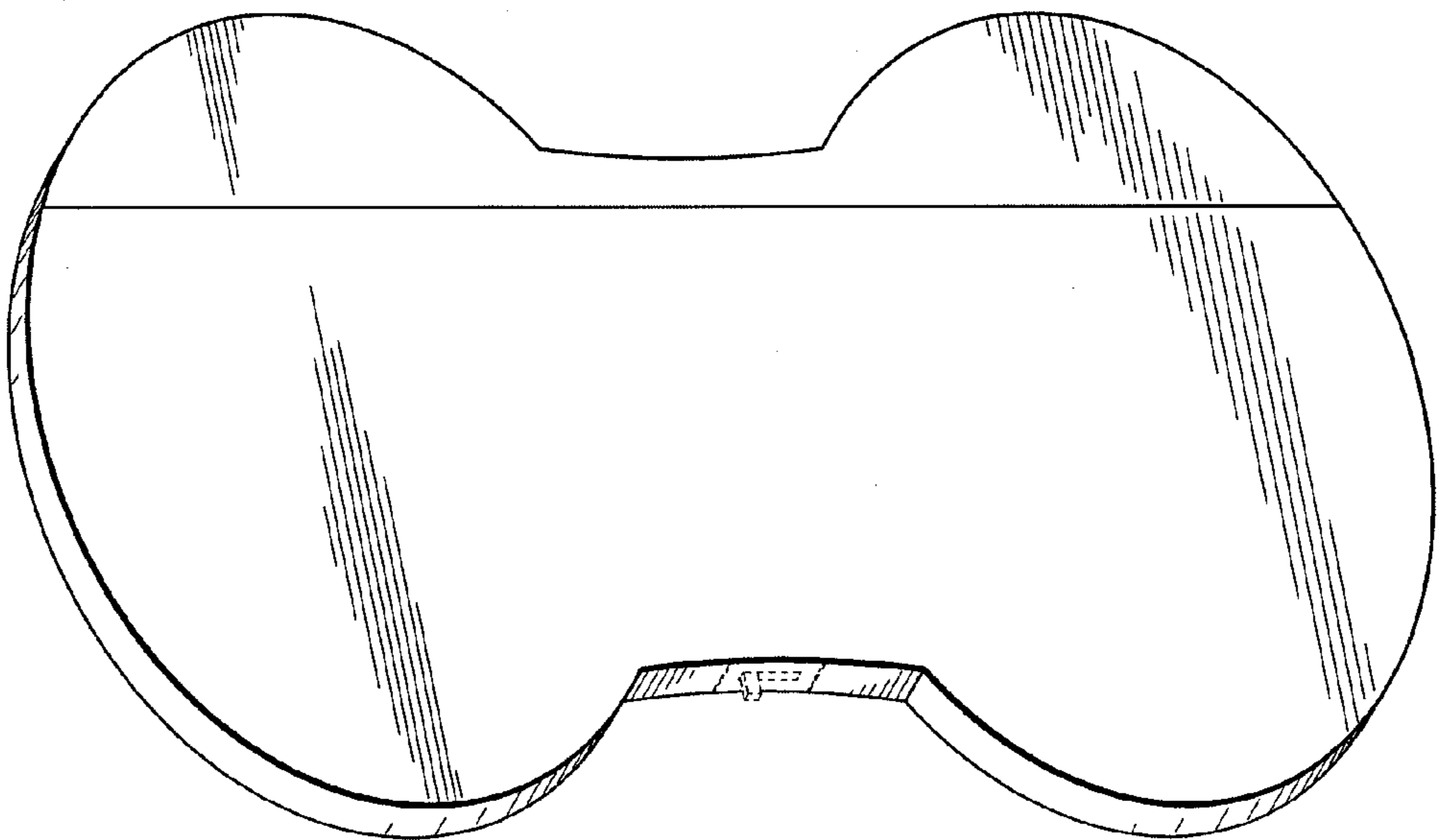


Fig. 7