



US00D700236S

(12) **United States Design Patent**
Nelson et al.

(10) **Patent No.:** **US D700,236 S**
(45) **Date of Patent:** **** Feb. 25, 2014**

(54) **MOTION PULL APART GREETING CARD**

(71) Applicant: **American Greetings Corporation,**
Cleveland, OH (US)

(72) Inventors: **Gary Nelson,** Avon, OH (US); **Lynne Shlonsky,** Shaker Heights, OH (US)

(73) Assignee: **American Greetings Corporation,**
Cleveland, OH (US)

(**) Term: **14 Years**

(21) Appl. No.: **29/460,420**

(22) Filed: **Jul. 10, 2013**

(51) **LOC (10) Cl.** **19-01**

(52) **U.S. Cl.**
USPC **D19/1**

(58) **Field of Classification Search**
USPC D19/1-10, 100, 26, 32; 229/120.21,
229/92.8, 92, 92.1, 300, 301, 302, 303,
229/117.01, 132; 428/68, 542.6, 42.1, 203;
220/4.23; D3/218; D20/40; 283/2-4,
283/117, 74-75, 103-106; 206/45.28,
206/45.23, 45.25, 797, 232, 387.1, 424,
206/308.3; 446/147, 141-142;
40/124.01-124.15, 455, 672, 582, 540,
40/443, 442, 599; D14/152, 150, 146,
D14/140, 142; 379/433.01

See application file for complete search history.

(56) **References Cited**

U.S. PATENT DOCUMENTS

D538,855 S 3/2007 Ungar
D641,779 S 7/2011 McClain

D642,612 S 8/2011 McClain
D642,613 S 8/2011 McClain
D643,061 S 8/2011 McClain
D653,287 S * 1/2012 Taylor et al. D19/2
D658,231 S * 4/2012 Smith D19/6
D665,021 S * 8/2012 Mayer et al. D19/1
8,595,961 B2 * 12/2013 Mayer et al. 40/124.03

* cited by examiner

Primary Examiner — Caron D Veynar

Assistant Examiner — Abraham Bahta

(74) *Attorney, Agent, or Firm* — Christine Flanagan

(57) **CLAIM**

The ornamental designs for a pull apart greeting card, as shown and described.

DESCRIPTION

FIG. 1 is a perspective view of the pull apart greeting card of the present invention, in a closed position.

FIG. 2 is a front view of the pull apart greeting card of FIG. 1, which identical to the rear view thereof.

FIG. 3 is a right side view of the pull apart greeting card of FIG. 1, which is identical to the left side thereof.

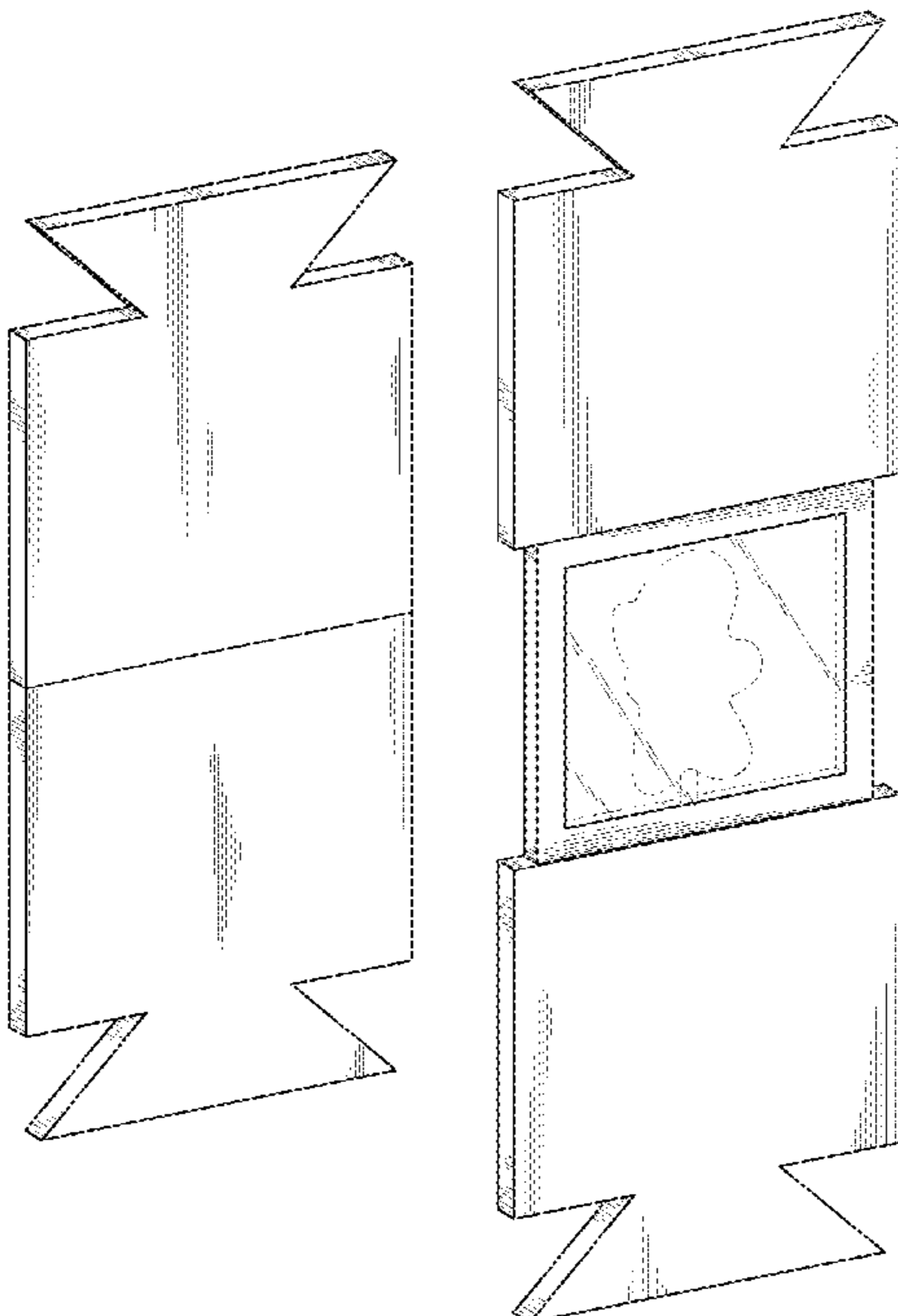
FIG. 4 is a top view of the pull apart greeting card of FIG. 1, which is identical to the bottom view thereof.

FIG. 5 is a perspective view of a first embodiment of the pull apart greeting card of the present invention, in an open position; and,

FIG. 6 is a perspective view of a second embodiment of the pull apart greeting card of the present invention, in an open position.

The broken line showing of portions of the pull-apart greeting card in FIG. 5 is included for the purpose of illustrating environmental structure and forms no part of the claimed design.

1 Claim, 3 Drawing Sheets



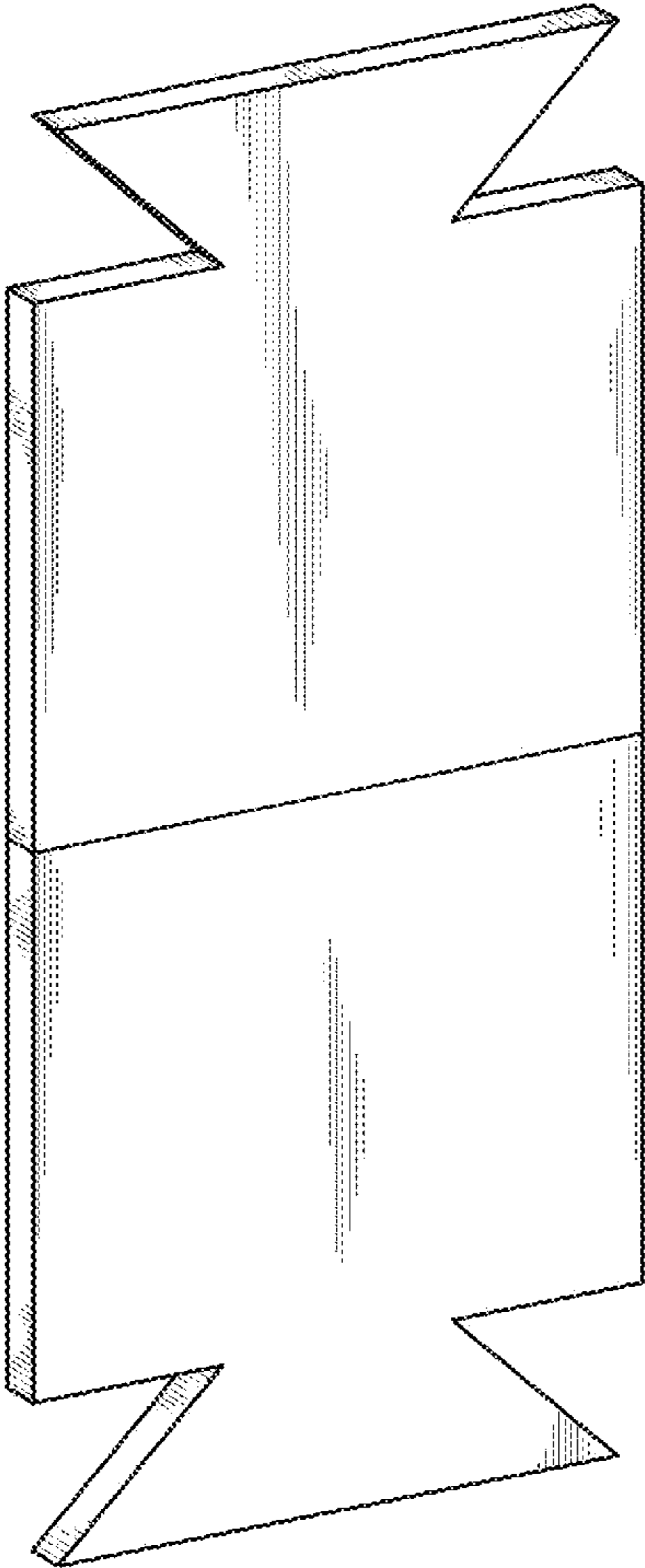


Fig. 1




Fig. 2



Fig. 3



Fig. 4

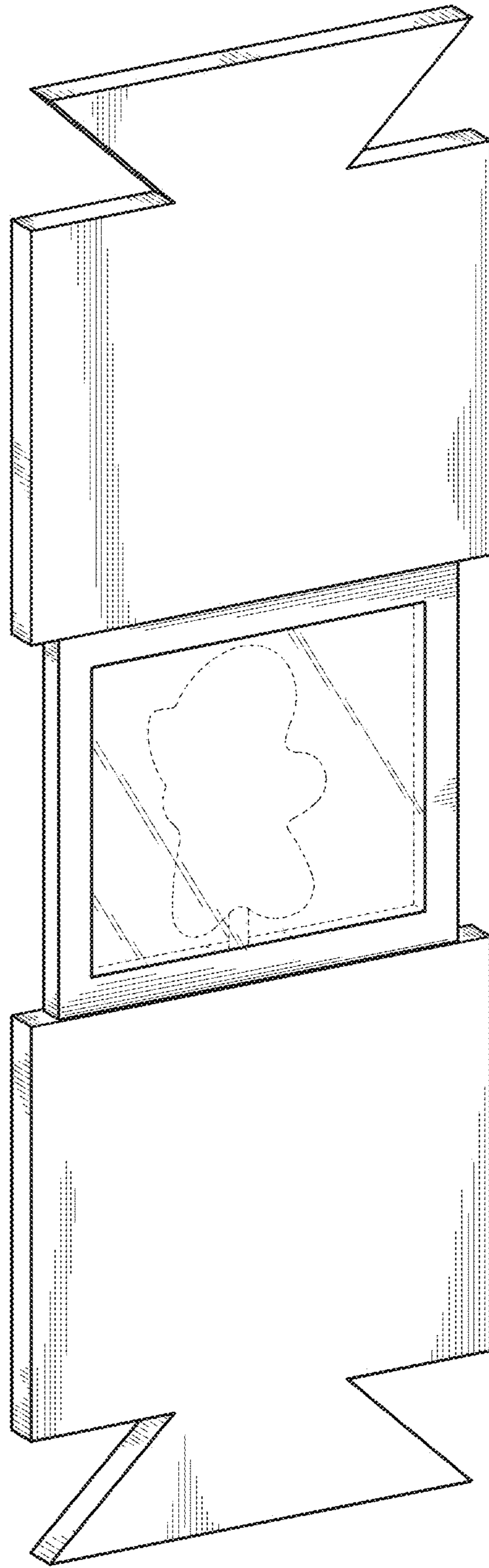


Fig. 5

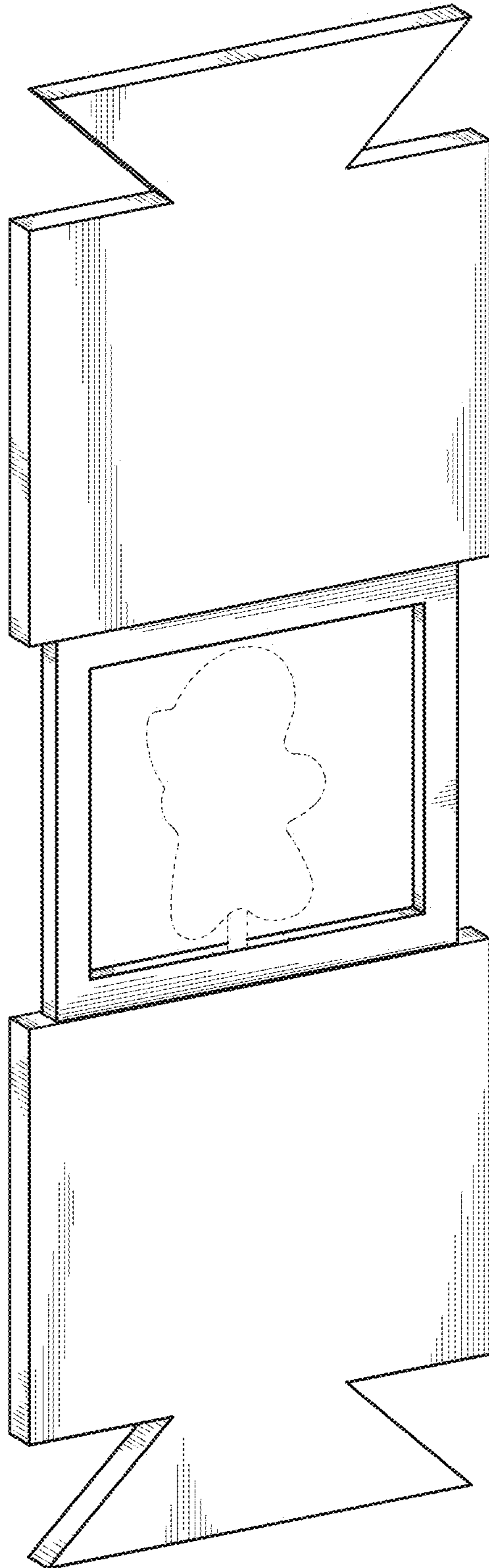


Fig. 6