



US00D700221S

(12) **United States Design Patent**  
**Ringemann et al.**

(10) **Patent No.:** **US D700,221 S**

(45) **Date of Patent:** **\*\* Feb. 25, 2014**

(54) **REFRIGERATOR WITH WINE RACK**

(71) Applicant: **BSH Home Appliances Corporation**,  
Irvine, CA (US)

(72) Inventors: **Laura Ringemann**, Aliso Viejo, CA  
(US); **Andrew Roberson**, Long Beach,  
CA (US)

(73) Assignee: **BSH Home Appliances Corporation**,  
Irvine, CA (US)

(\*\*) Term: **14 Years**

(21) Appl. No.: **29/433,966**

(22) Filed: **Oct. 8, 2012**

**Related U.S. Application Data**

(62) Division of application No. 29/409,406, filed on Dec.  
22, 2011, now Pat. No. Des. 673,589.

(51) **LOC (10) Cl.** ..... **15-07**

(52) **U.S. Cl.**  
USPC ..... **D15/89**

(58) **Field of Classification Search**  
USPC ..... D15/79, 81, 83-89; 62/3.6-3.64,  
62/440-445, 467, 377, 246-255, 275, 331,  
62/337, 344; 312/112-119, 236, 400-408,  
312/138.1, 139.1, 329

See application file for complete search history.

(56) **References Cited**

**U.S. PATENT DOCUMENTS**

D244,019 S \* 4/1977 Brown ..... D15/88  
D309,122 S \* 7/1990 Biemolt ..... D15/81  
D421,534 S \* 3/2000 Trulaske et al. .... D15/81  
D481,740 S \* 11/2003 Li et al. .... D15/81

D512,081 S \* 11/2005 Chang ..... D15/81  
D513,014 S \* 12/2005 Seki ..... D15/81  
D514,136 S \* 1/2006 Becke ..... D15/81  
D519,133 S \* 4/2006 Chang ..... D15/81  
D620,505 S \* 7/2010 Baacke et al. .... D15/81  
D627,374 S \* 11/2010 Yang ..... D15/81  
D630,230 S \* 1/2011 Yang ..... D15/81  
D670,316 S \* 11/2012 Grutzke et al. .... D15/81  
D671,574 S \* 11/2012 Jafa et al. .... D15/91  
D671,576 S \* 11/2012 Jafa et al. .... D15/91  
D681,692 S \* 5/2013 Meda et al. .... D15/81  
2005/0258118 A1 \* 11/2005 Lee et al. .... 211/134  
2007/0228909 A1 \* 10/2007 Hwang et al. .... 312/408

\* cited by examiner

*Primary Examiner* — Mitchell Siegel

(74) *Attorney, Agent, or Firm* — James E. Howard; Andre  
Pallapies

(57) **CLAIM**

The ornamental design for a refrigerator with wine rack, as  
shown and described.

**DESCRIPTION**

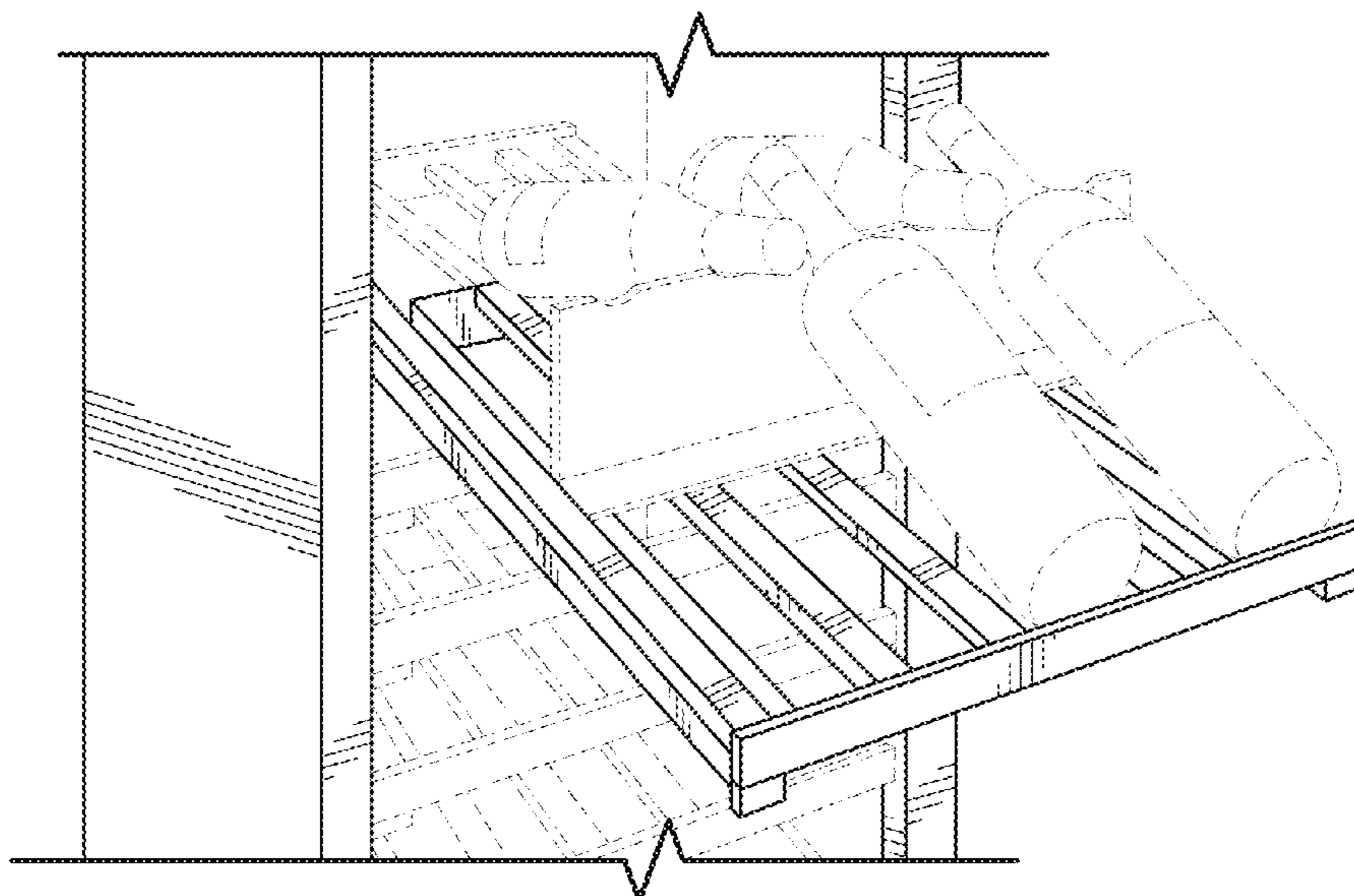
FIG. 1 is a front perspective view of a refrigerator with wine  
rack according to our new ornamental design; and,  
FIG. 2 is a partial, enlarged, perspective view thereof with  
sample unclaimed wine bottles in place on a shelf in an  
extended position.

The broken lines of the refrigerator, etc., show surrounding  
structure or environment and do not form part of the claimed  
design.

The dotted lines represent the boundary between claimed and  
unclaimed subject matter and do not form a part of the  
claimed design.

The top, bottom and rear (and/or other various features, etc.)  
of the refrigerator with wine rack are non-ornamented and  
therefore may not be shown.

**1 Claim, 2 Drawing Sheets**



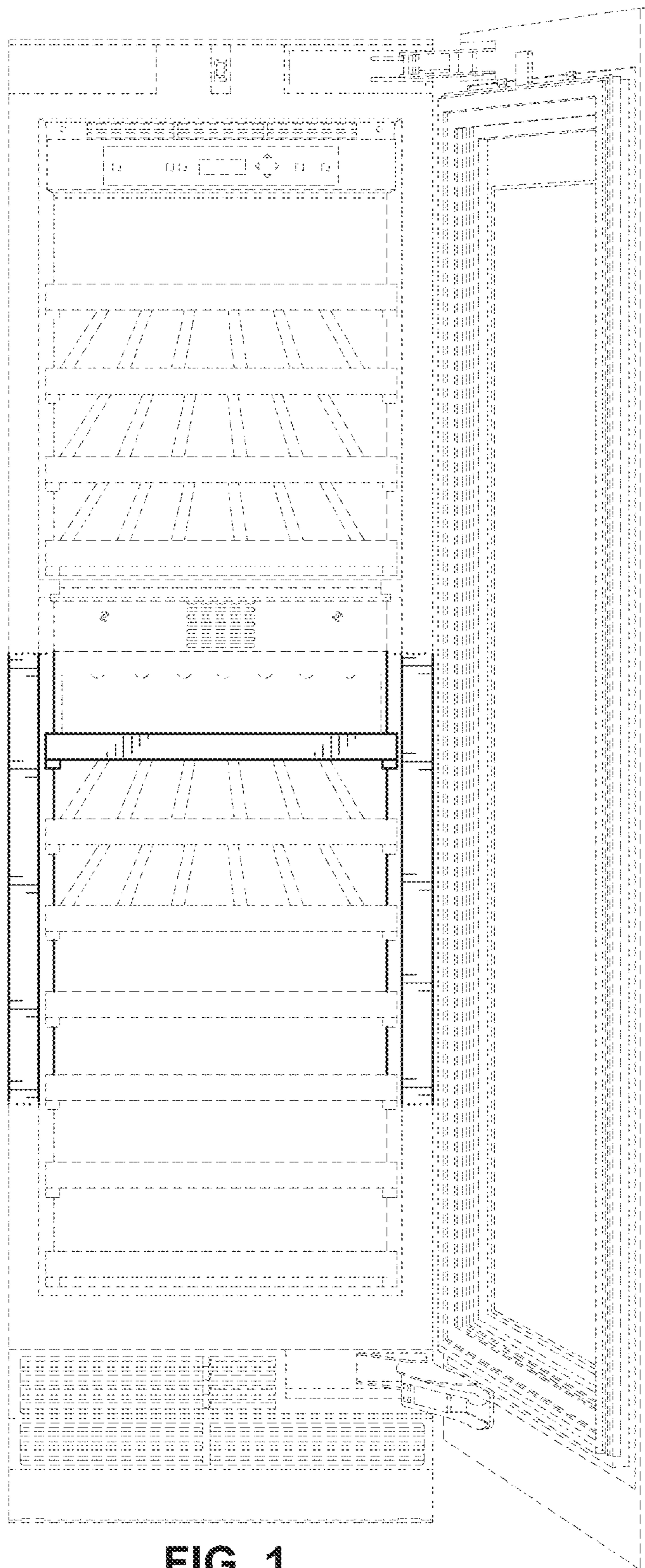


FIG. 1

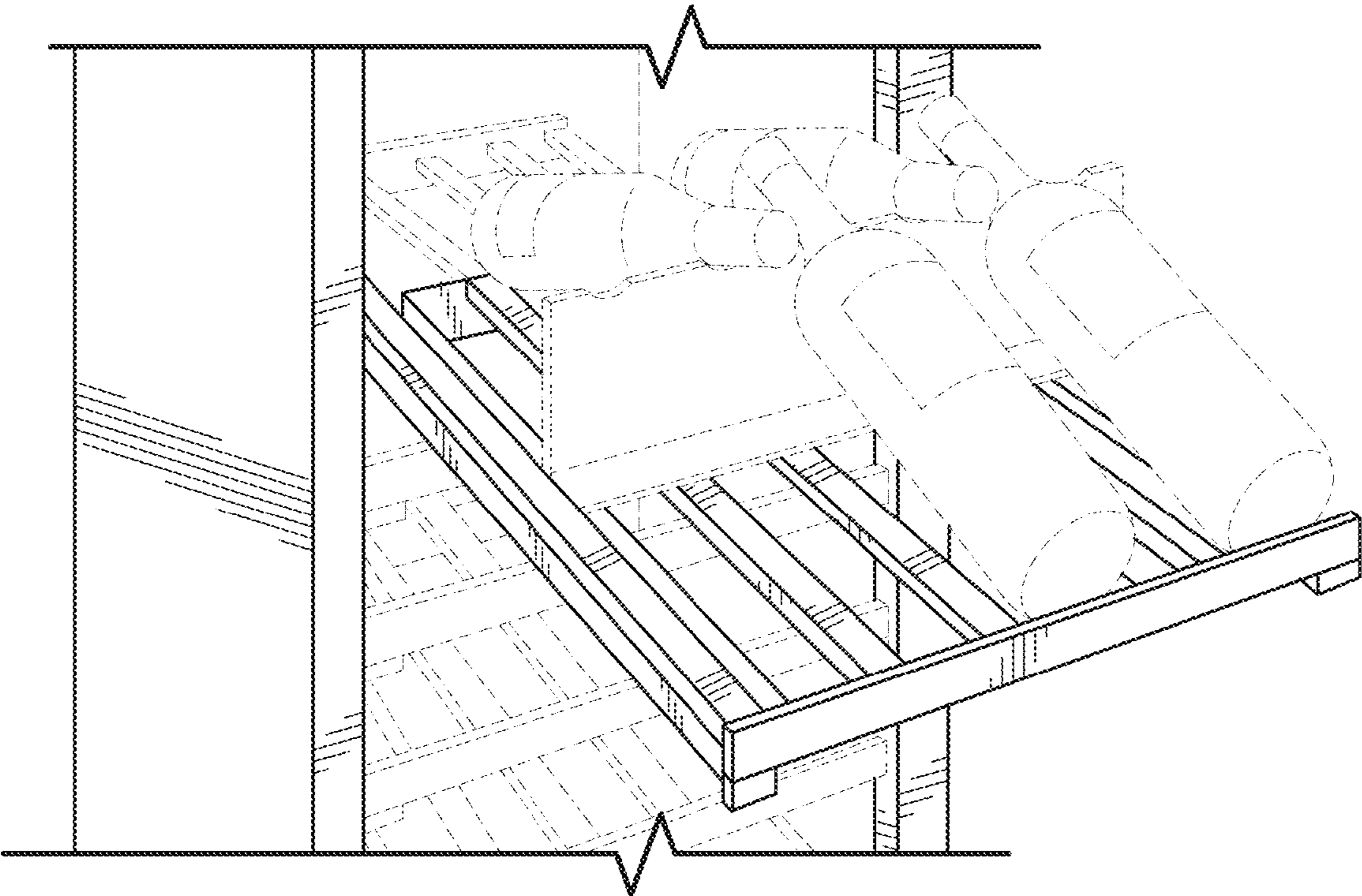


FIG. 2