



US00D700210S

(12) **United States Design Patent**
Takano et al.

(10) **Patent No.:** **US D700,210 S**
(45) **Date of Patent:** **** Feb. 25, 2014**

(54) **MEDICAL DATA RECORDER AND PLAYER**

(56) **References Cited**

(71) Applicant: **Panasonic Corporation**, Osaka (JP)

U.S. PATENT DOCUMENTS

(72) Inventors: **Hiroshi Takano**, Ehime (JP); **Yuta Moriwake**, Ehime (JP); **Masakazu Mori**, Ehime (JP)

5,914,707	A *	6/1999	Kono	345/173
6,200,264	B1 *	3/2001	Satherley et al.	600/300
6,908,387	B2 *	6/2005	Hedrick et al.	463/31
6,955,606	B2 *	10/2005	Taho et al.	463/43
7,090,582	B2 *	8/2006	Danieli et al.	463/35
D553,641	S *	10/2007	Williamson et al.	D14/496
D606,561	S *	12/2009	Tsuboi	D14/496
D620,028	S *	7/2010	Kim	D14/496
D630,228	S *	1/2011	Kim	D14/496
D666,173	S *	8/2012	Iijima et al.	D14/217
D689,905	S *	9/2013	Moriya et al.	D14/496

(73) Assignee: **Panasonic Corporation**, Osaka (JP)

(**) Term: **14 Years**

* cited by examiner

(21) Appl. No.: **29/440,221**

Primary Examiner — Prabhakar Deshmukh

(22) Filed: **Dec. 20, 2012**

(74) *Attorney, Agent, or Firm* — Panasonic Patent Center

(30) **Foreign Application Priority Data**

(57) **CLAIM**

Jun. 29, 2012 (JP) 2012-015407

We claim the ornamental design for a medical data recorder and player, as shown and described.

(51) **LOC (10) Cl.** **14-03**

DESCRIPTION

(52) **U.S. Cl.**

USPC **D14/496**

(58) **Field of Classification Search**

USPC D14/496, 401, 435, 474, 483, 217, 137, D14/138, 160, 168, 356, 203.1–203.8, 507; 345/156, 169, 173–179, 905; 715/727–729, 864; 710/1, 5, 8; 713/1, 713/600; 455/1.1, 1.7, 73, 344–347, 93, 95, 455/3.01–3.06, 550.1, 573.1; 370/342–344; 369/1, 2, 6–12; 463/43–47; 273/148 B

FIG. 1 is a top perspective view of a medical data recorder and player of the present invention; FIG. 2 is a front view thereof; FIG. 3 is a rear view thereof; FIG. 4 is a first side view thereof; FIG. 5 is a second side view thereof; FIG. 6 is a top view thereof; and, FIG. 7 is a bottom view thereof.

The broken line showing of medical data recorder and player is included for the purpose of illustrating environment and forms no part of the claimed design. Additionally, the unevenly broken lines in the drawings define the limits of the claimed design.

See application file for complete search history.

1 Claim, 7 Drawing Sheets

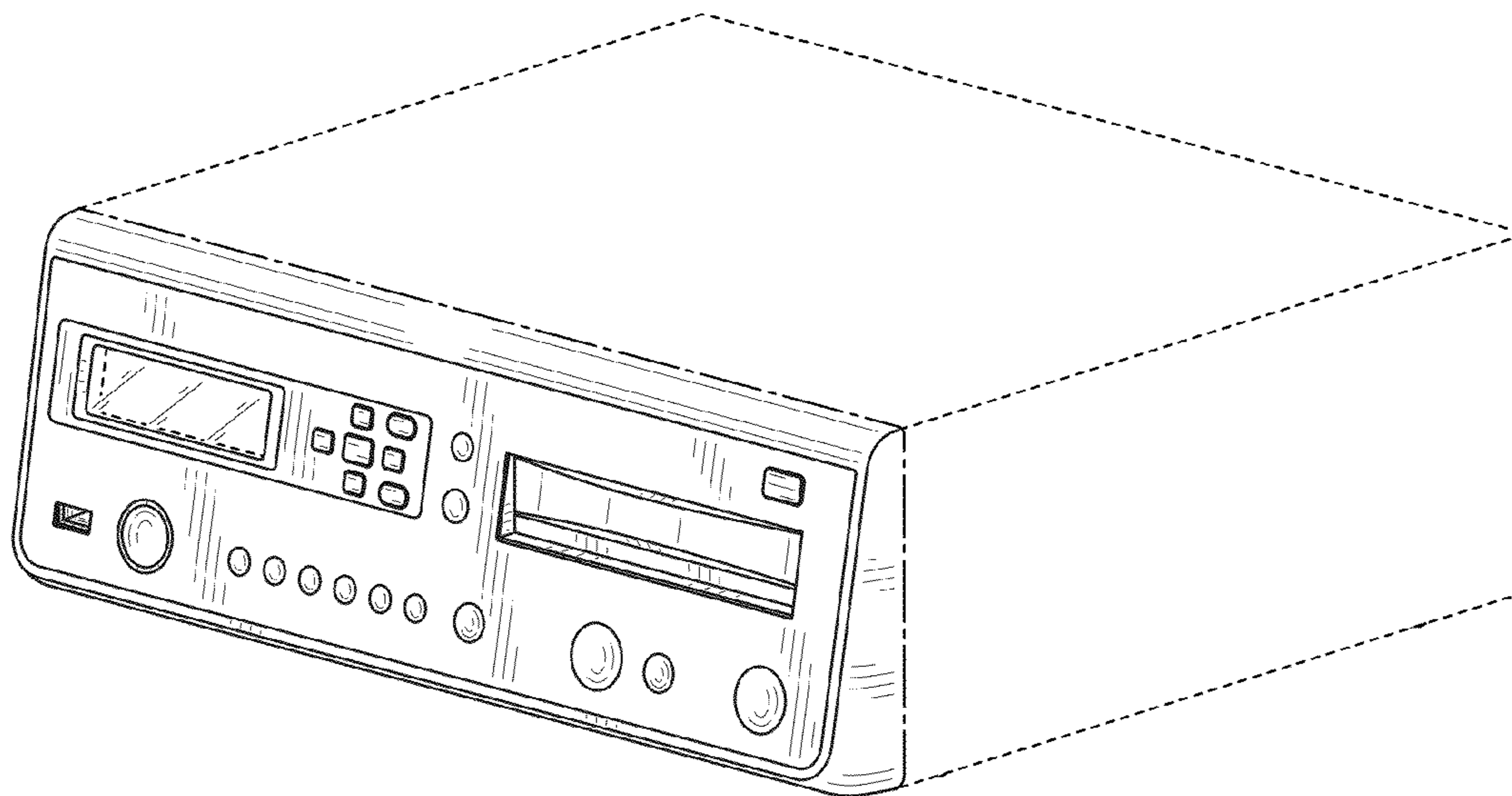


FIG. 1

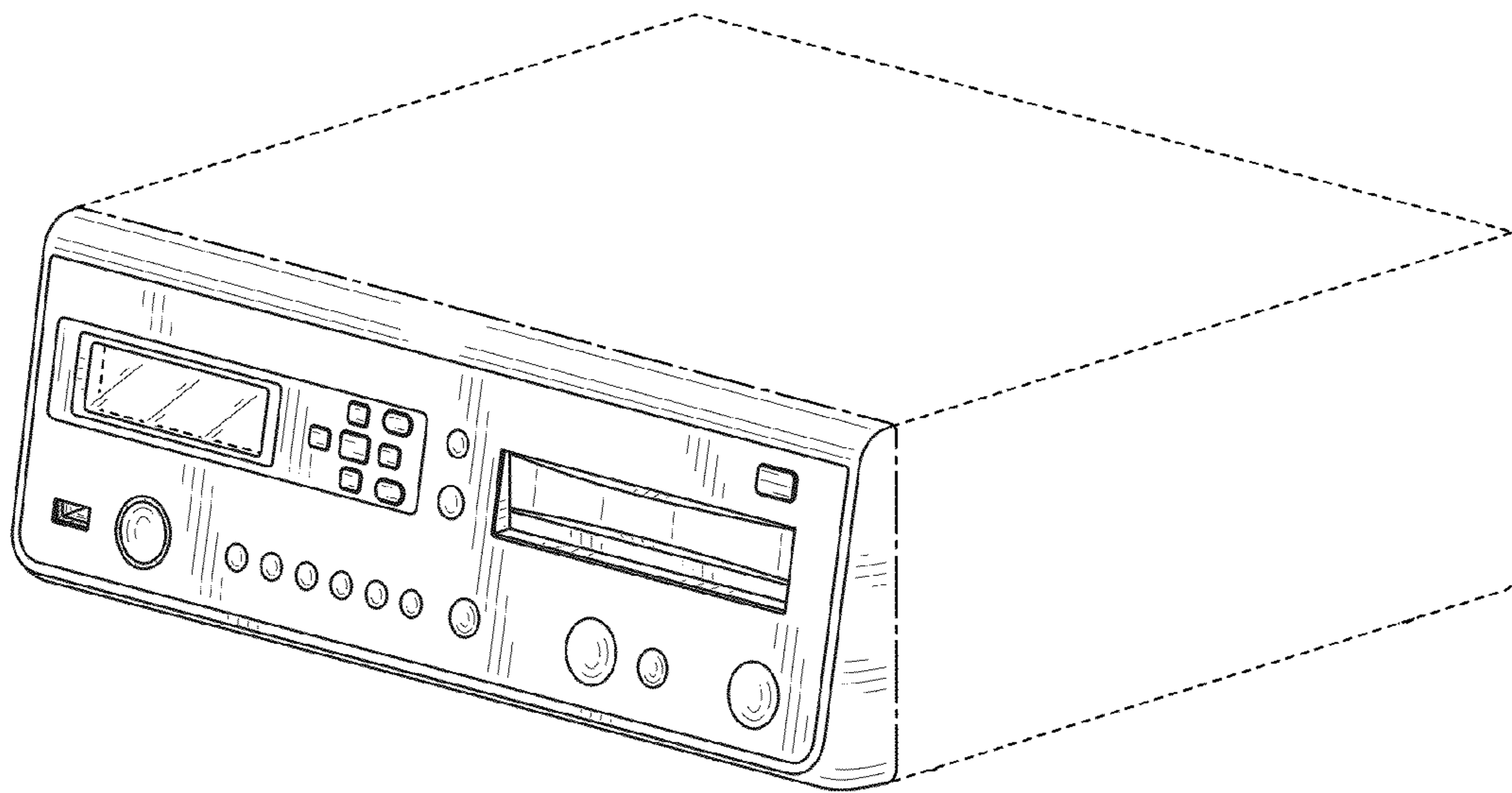


FIG. 2

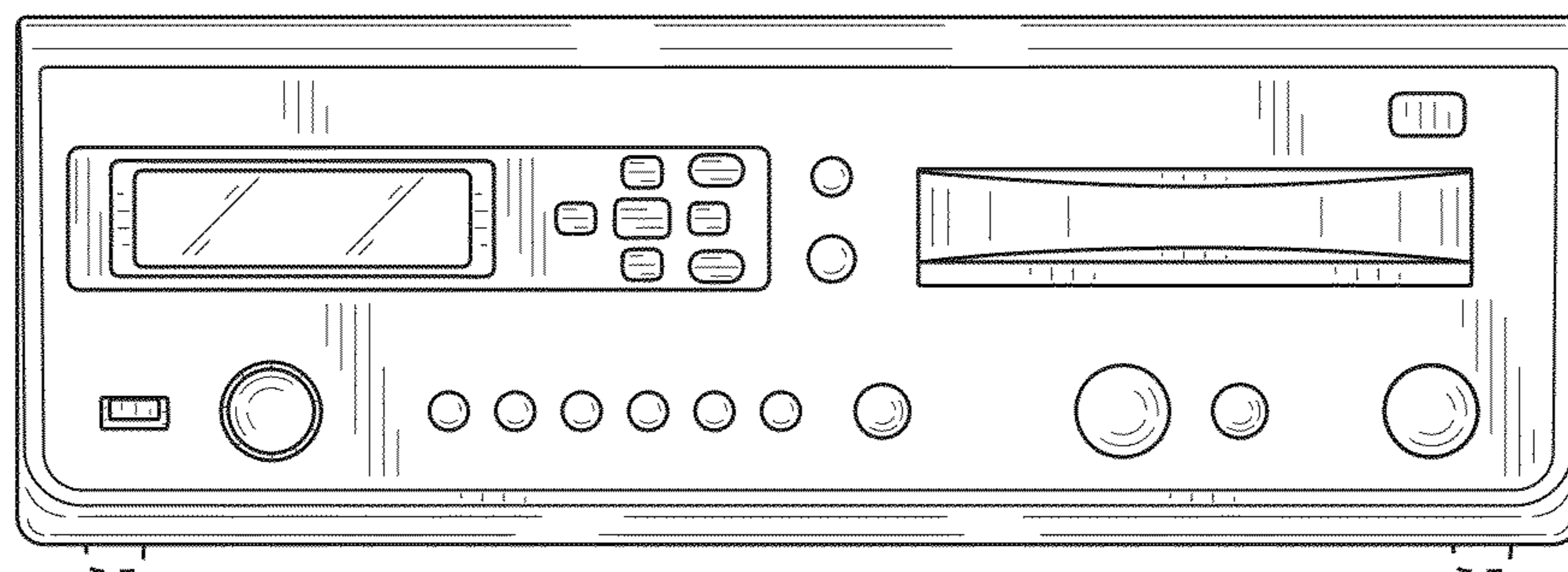


FIG. 3



FIG. 4



FIG. 5



FIG. 6



FIG. 7

