



US00D700203S

(12) **United States Design Patent**  
**Kim et al.**

(10) **Patent No.:** **US D700,203 S**

(45) **Date of Patent:** **\*\* Feb. 25, 2014**

(54) **DISPLAY SCREEN WITH GRAPHICAL USER INTERFACE**

(75) Inventors: **Ji Hea Kim**, Seoul (KR); **Jung Hyun Lee**, Seoul (KR); **Kyung Eun Hwang**, Seoul (KR)

(73) Assignee: **LG Electronics Inc.**, Seoul (KR)

(\*\*) Term: **14 Years**

(21) Appl. No.: **29/411,994**

(22) Filed: **Jan. 27, 2012**

(30) **Foreign Application Priority Data**

Jul. 29, 2011 (KR) ..... 30-2011-0031933

(51) **LOC (10) Cl.** ..... **14-04**

(52) **U.S. Cl.**  
USPC ..... **D14/486**

(58) **Field of Classification Search**  
USPC ..... D14/485-495; 715/700, 703, 715, 730, 715/742, 752, 758, 759, 764, 768, 771, 773, 715/776, 777, 779, 780, 781, 808, 809, 841, 715/842, 843, 848, 864, 867, 962, 963, 970, 715/975, 977

See application file for complete search history.

(56) **References Cited**

**U.S. PATENT DOCUMENTS**

D314,011 S \* 1/1991 Stahl ..... D19/27  
D570,363 S \* 6/2008 Ulm et al. .... D14/487  
D570,365 S \* 6/2008 Borovsky ..... D14/487

D574,010 S \* 7/2008 Borovsky et al. .... D14/487  
D577,736 S \* 9/2008 Ryu et al. .... D14/486  
D578,543 S \* 10/2008 Ulm et al. .... D14/487  
D605,200 S \* 12/2009 Sakai ..... D14/486  
D655,300 S \* 3/2012 Jones et al. .... D14/486  
D658,667 S \* 5/2012 Cho et al. .... D14/486  
D670,715 S \* 11/2012 Majeed et al. .... D14/485  
D670,716 S \* 11/2012 Majeed et al. .... D14/485  
D671,126 S \* 11/2012 Inose et al. .... D14/486  
2013/0047115 A1 \* 2/2013 Migos et al. .... 715/776

\* cited by examiner

*Primary Examiner* — Angela J Lee

(74) *Attorney, Agent, or Firm* — Birch, Stewart, Kolasch & Birch, LLP

(57) **CLAIM**

We claim the ornamental design for a display screen with graphical user interface, as shown and described.

**DESCRIPTION**

The patent or application file contains at least one color drawing. Copies of this patent or patent application publication with color drawing will be provided by the USPTO upon request and payment of the necessary fee.

FIG. 1 is a perspective view of a display screen with graphical user interface showing our new design:

FIG. 2 is a front elevation view thereof; and,

FIG. 3 is an enlarged view of a portion of the image of FIG. 1.

The broken lines shown in the drawings represent environmental structure that forms no part of the claimed design.

**1 Claim, 3 Drawing Sheets**  
**(3 of 3 Drawing Sheet(s) Filed in Color)**


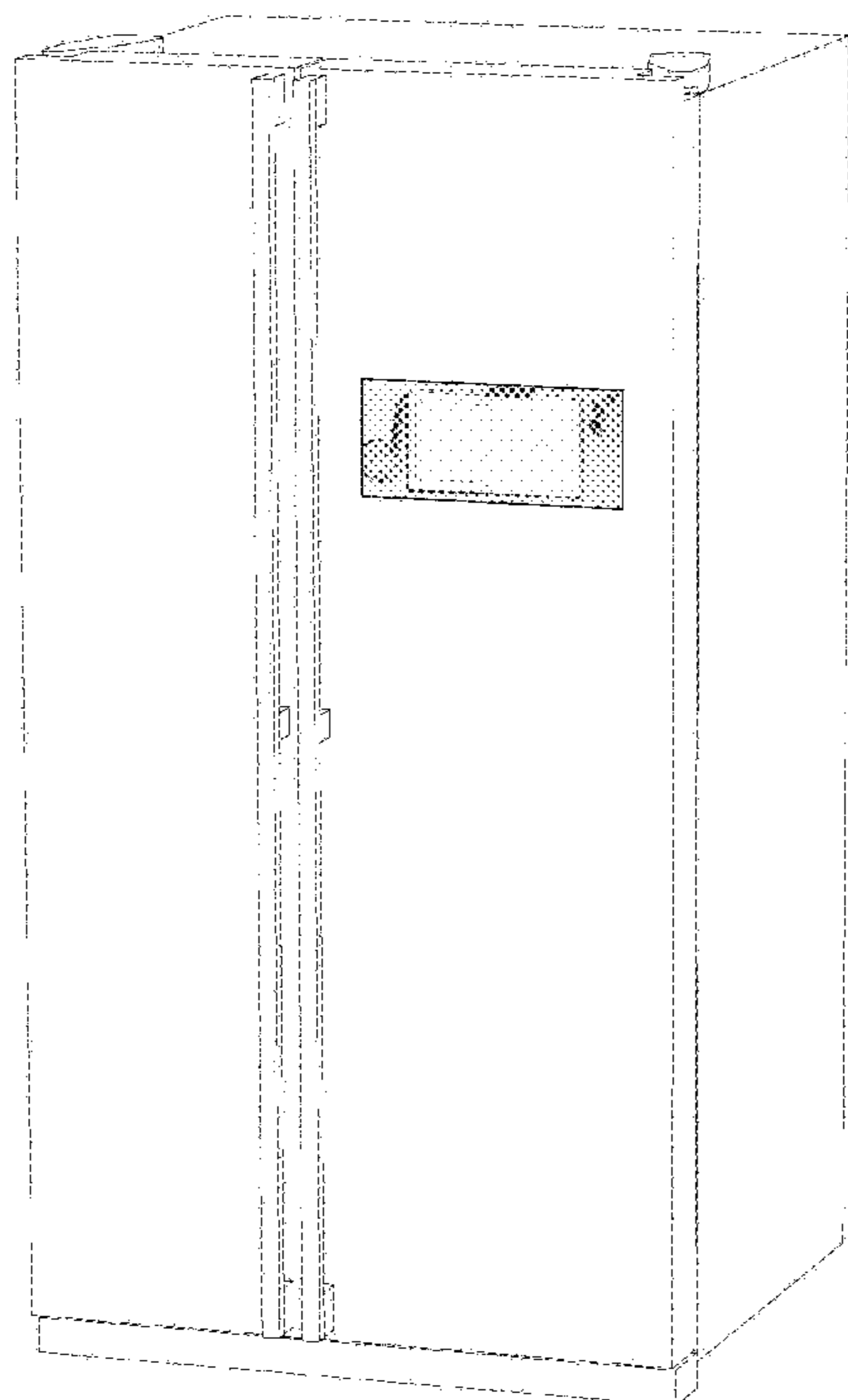


FIG. 1

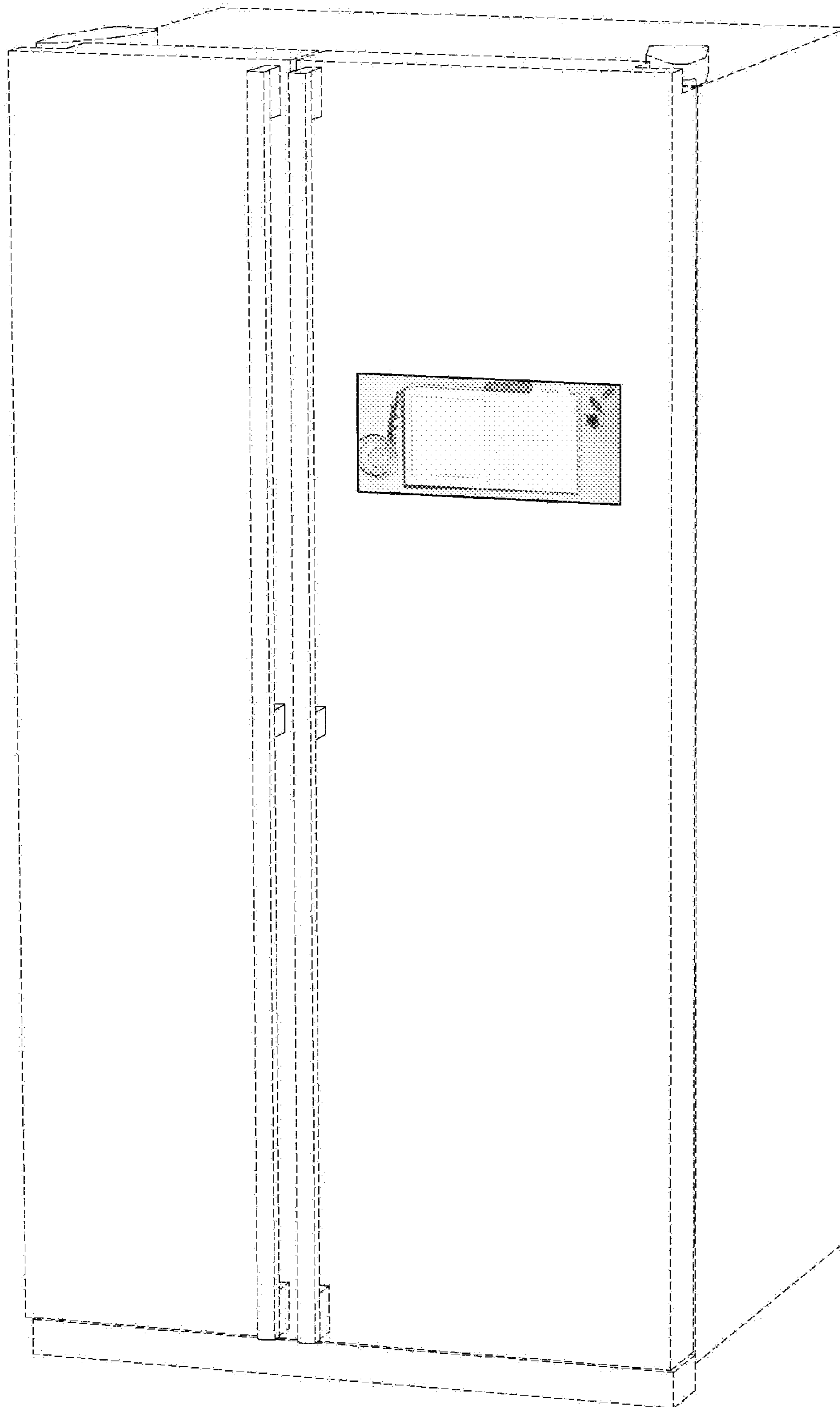


FIG. 2

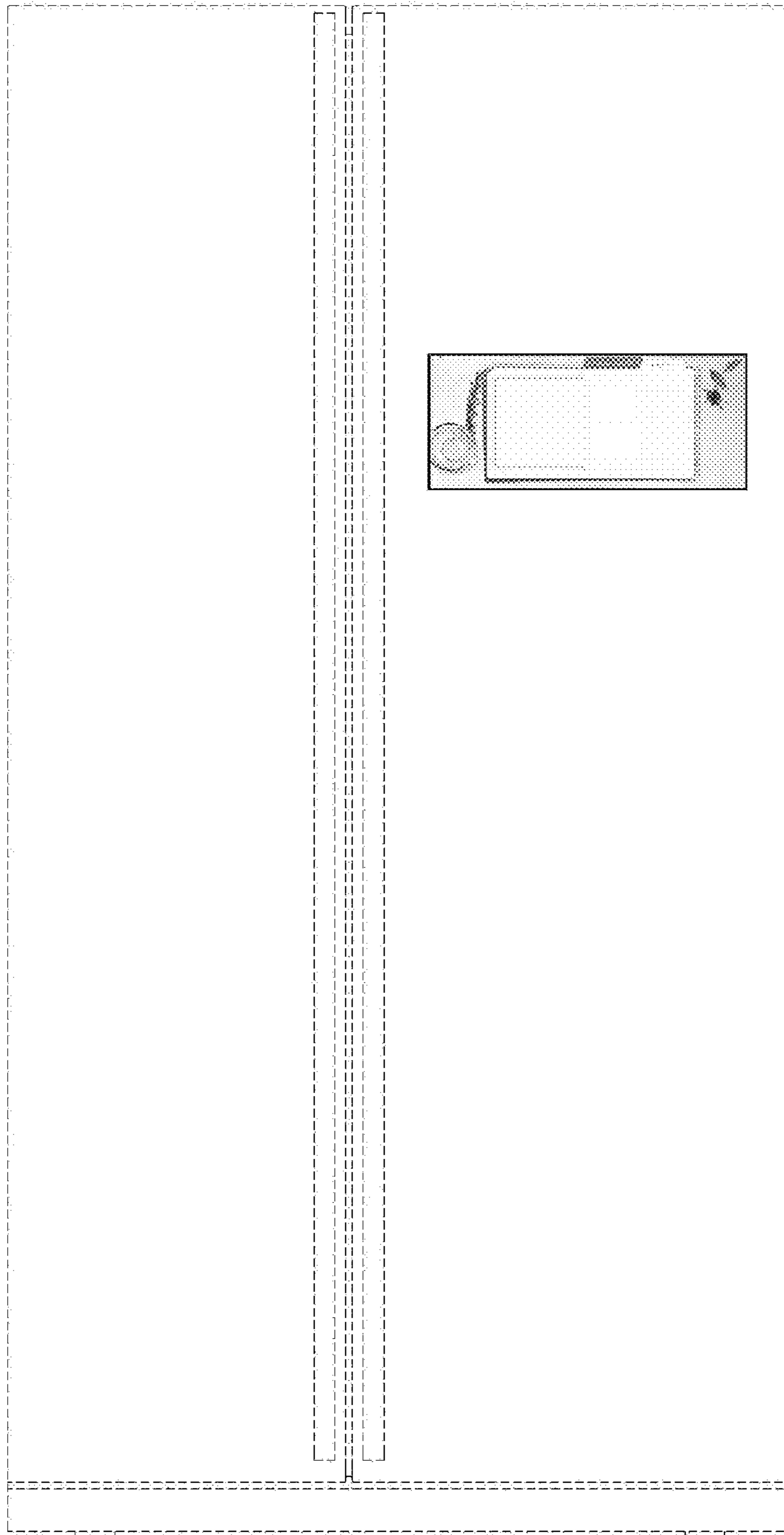


FIG. 3

