



US00D700201S

(12) **United States Design Patent**
Kim et al.

(10) **Patent No.:** **US D700,201 S**
(45) **Date of Patent:** **** Feb. 25, 2014**

(54) **DISPLAY SCREEN WITH GRAPHICAL USER INTERFACE**

(75) Inventors: **Ji Hea Kim**, Seoul (KR); **Jung Hyun Lee**, Seoul (KR); **Kyung Eun Hwang**, Seoul (KR)

(73) Assignee: **LG Electronics Inc.**, Seoul (KR)

(**) Term: **14 Years**

(21) Appl. No.: **29/411,868**

(22) Filed: **Jan. 27, 2012**

(30) **Foreign Application Priority Data**

Jul. 29, 2011 (KR) 30-2011-0031934

(51) **LOC (10) Cl.** **14-04**

(52) **U.S. Cl.**
USPC **D14/486**

(58) **Field of Classification Search**
USPC D14/485-495; 715/700, 703, 715, 730, 715/742, 752, 758, 759, 764, 768, 771, 773, 715/776, 777, 779, 780, 781, 808, 809, 841, 715/842, 843, 848, 864, 867, 962, 963, 970, 715/975, 977

See application file for complete search history.

(56) **References Cited**

U.S. PATENT DOCUMENTS

D558,215 S * 12/2007 Hally et al. D14/486
D577,736 S * 9/2008 Ryu et al. D14/486
D605,200 S * 12/2009 Sakai D14/486

D629,413 S * 12/2010 Sriver D14/486
D629,810 S * 12/2010 Lee D14/486
D638,028 S * 5/2011 Cook et al. D14/488
D638,842 S * 5/2011 Woods et al. D14/486
D667,838 S * 9/2012 Magee et al. D14/486
D670,715 S * 11/2012 Majeed et al. D14/485
D671,126 S * 11/2012 Inose et al. D14/486
D682,851 S * 5/2013 Kwon et al. D14/486
D684,583 S * 6/2013 Brinda et al. D14/485
2012/0017154 A1 * 1/2012 Fagans et al. 715/730

* cited by examiner

Primary Examiner — Angela J Lee

(74) *Attorney, Agent, or Firm* — Birch, Stewart, Kolasch & Birch, LLP

(57) **CLAIM**

We claim the ornamental design for a display screen with graphical user interface, as shown and described.

DESCRIPTION

The patent or application file contains at least one color drawing. Copies of this patent or patent application publication with color drawing will be provided by the USPTO upon request and payment of the necessary fee.

FIG. 1 is a perspective view of a display screen with graphical user interface showing our new design:

FIG. 2 is a front elevation view thereof; and,

FIG. 3 is an enlarged view of a portion of the image of FIG. 1.

The broken lines shown in the drawings represent environmental structure that forms no part of the claimed design.

1 Claim, 3 Drawing Sheets
(3 of 3 Drawing Sheet(s) Filed in Color)


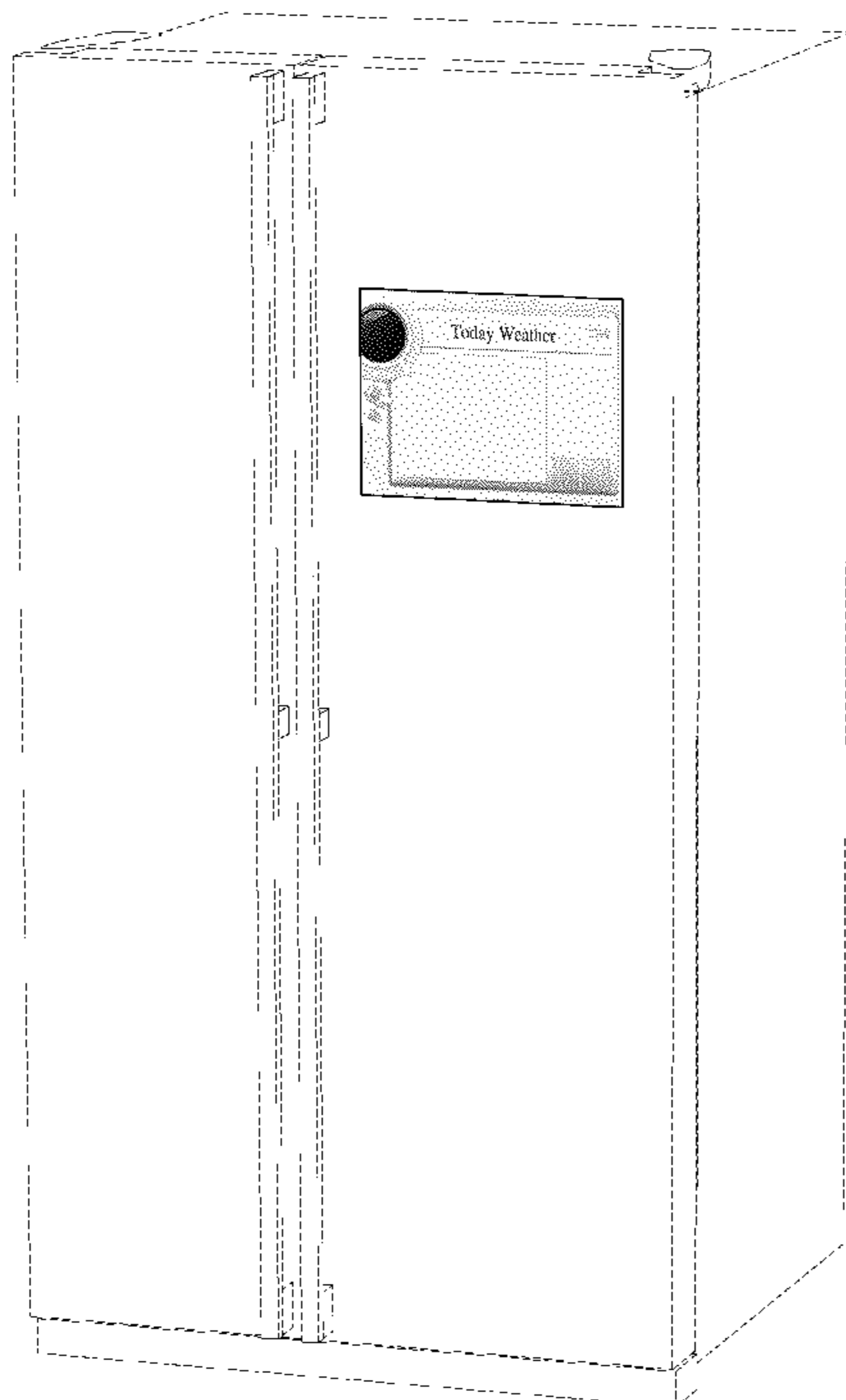


FIG. 1

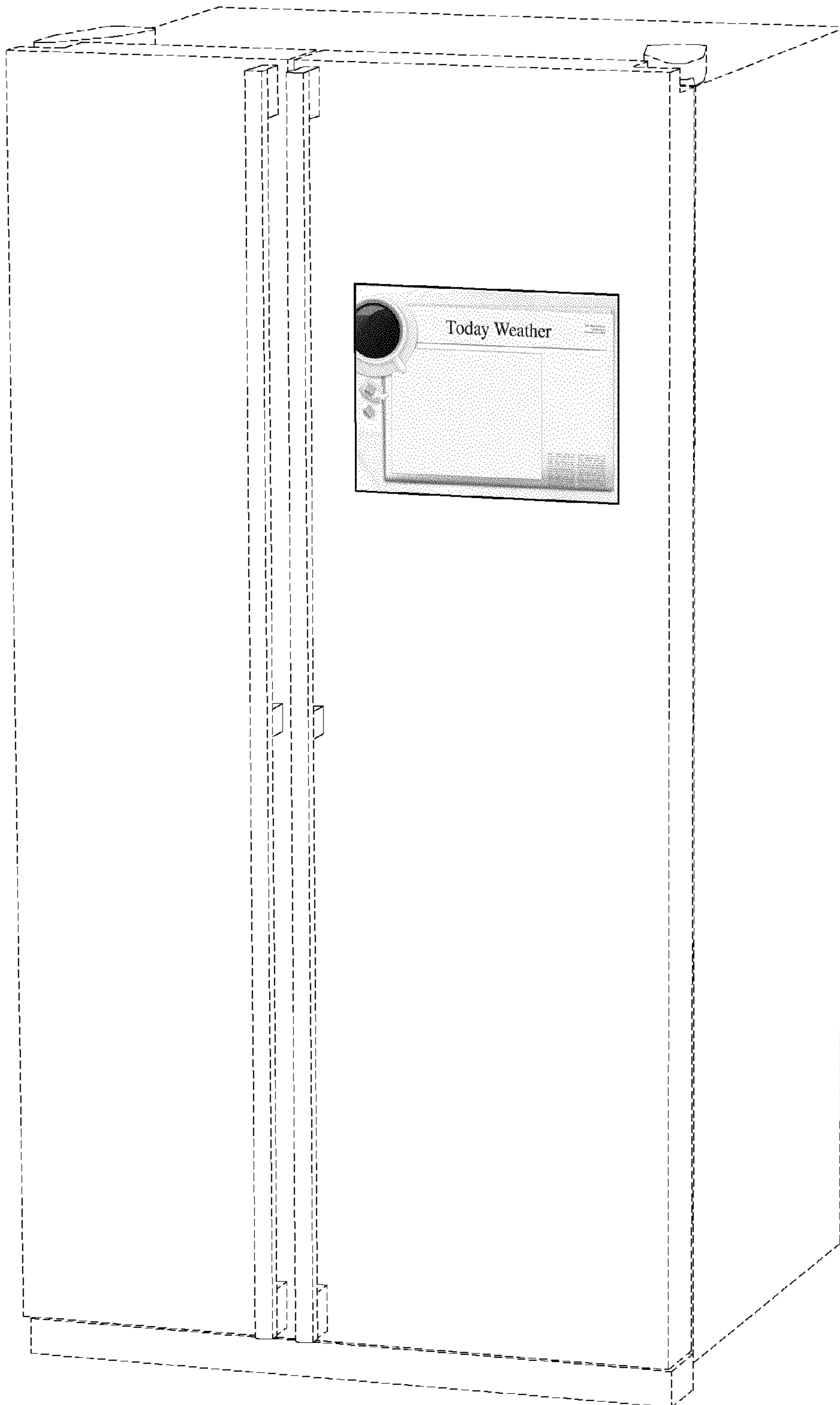


FIG. 2

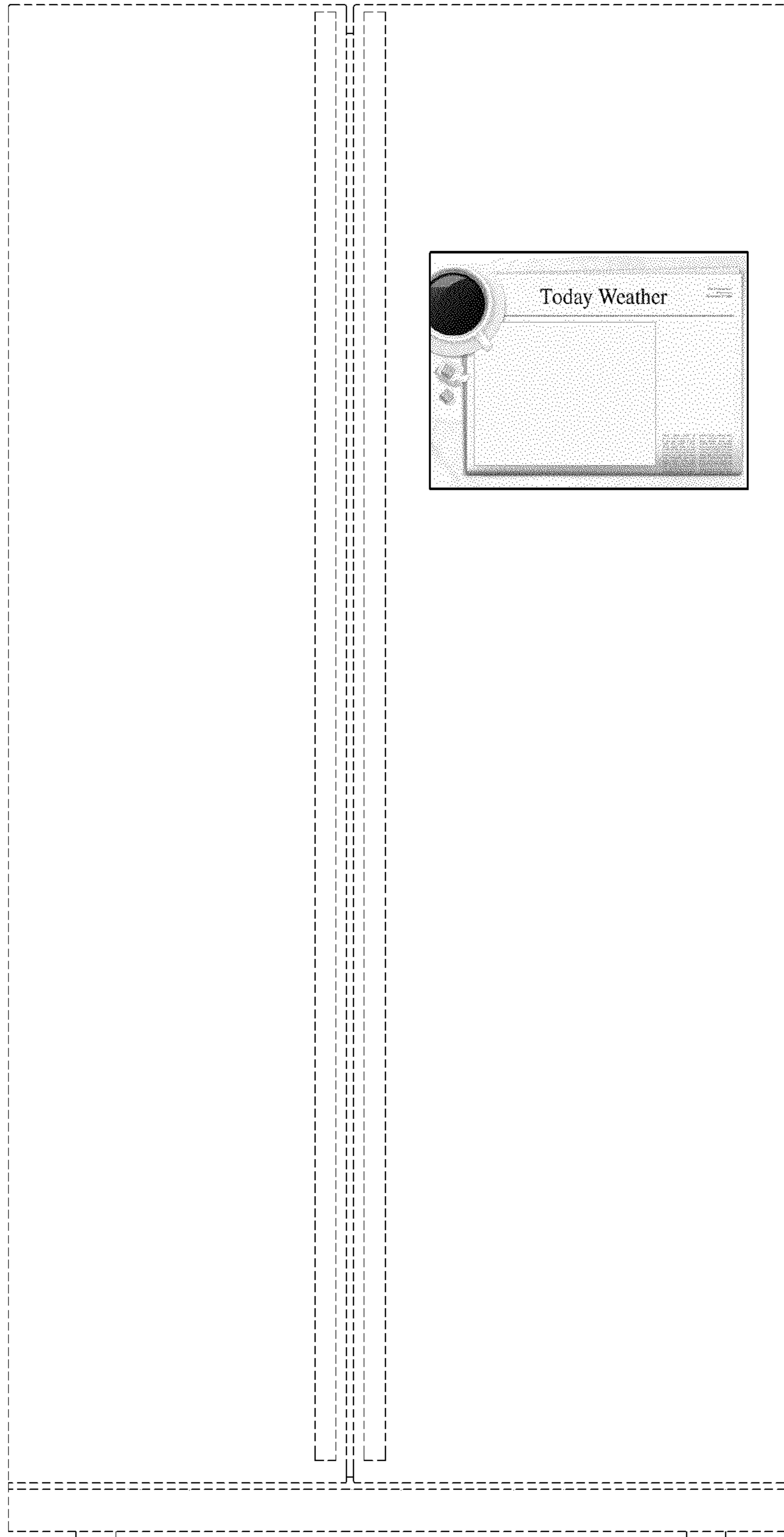


FIG. 3

