

US00D700200S

(12) **United States Design Patent**  
**Kim et al.**

(10) **Patent No.:** **US D700,200 S**

(45) **Date of Patent:** **\*\* Feb. 25, 2014**

(54) **DISPLAY SCREEN WITH GRAPHICAL USER INTERFACE**

(75) Inventors: **Ji Hea Kim**, Seoul (KR); **Jung Hyun Lee**, Seoul (KR); **Kyung Eun Hwang**, Seoul (KR)

(73) Assignee: **LG Electronics Inc.**, Seoul (KR)

(\*\*) Term: **14 Years**

(21) Appl. No.: **29/411,797**

(22) Filed: **Jan. 26, 2012**

(30) **Foreign Application Priority Data**

Aug. 22, 2011 (KR) ..... 30-2011-0034917

(51) **LOC (10) Cl.** ..... **14-04**

(52) **U.S. Cl.**  
USPC ..... **D14/486**

(58) **Field of Classification Search**  
USPC ..... D14/485-495; 715/700, 703, 715, 730, 715/742, 752, 758, 759, 764, 768, 771, 773, 715/776, 777, 779, 780, 781, 808, 809, 841, 715/842, 843, 848, 864, 867, 962, 963, 970, 715/975, 977

See application file for complete search history.

(56) **References Cited**

**U.S. PATENT DOCUMENTS**

D580,448 S \* 11/2008 Jasinski ..... D14/486  
D587,725 S \* 3/2009 Krieter et al. .... D14/486  
D611,486 S \* 3/2010 Hirsch et al. .... D14/485

D616,450 S \* 5/2010 Simons et al. .... D14/486  
D633,920 S \* 3/2011 Luke et al. .... D14/488  
D658,196 S \* 4/2012 Wood et al. .... D14/486  
D662,107 S \* 6/2012 Lee et al. .... D14/486  
D670,715 S \* 11/2012 Majeed et al. .... D14/485  
D676,455 S \* 2/2013 Walsh et al. .... D14/488  
D676,867 S \* 2/2013 Walsh et al. .... D14/488  
D681,630 S \* 5/2013 Akana et al. .... D14/341  
D682,851 S \* 5/2013 Kwon et al. .... D14/486  
D683,345 S \* 5/2013 Akana et al. .... D14/341

\* cited by examiner

*Primary Examiner* — Angela J Lee

(74) *Attorney, Agent, or Firm* — Birch, Stewart, Kolasch & Birch, LLP

(57) **CLAIM**

We claim the ornamental design for a display screen with graphical user interface, as shown and described.

**DESCRIPTION**

The patent or application file contains at least one color drawing. Copies of this patent or patent application publication with color drawing will be provided by the USPTO upon request and payment of the necessary fee.

FIG. 1 is a perspective view of a display screen with graphical user interface showing our new design:

FIG. 2 is a front elevation view thereof; and,

FIG. 3 is an enlarged view of a portion of the image of FIG. 1.

The broken lines shown in the drawings represent environmental structure that forms no part of the claimed design.

**1 Claim, 3 Drawing Sheets**  
**(3 of 3 Drawing Sheet(s) Filed in Color)**


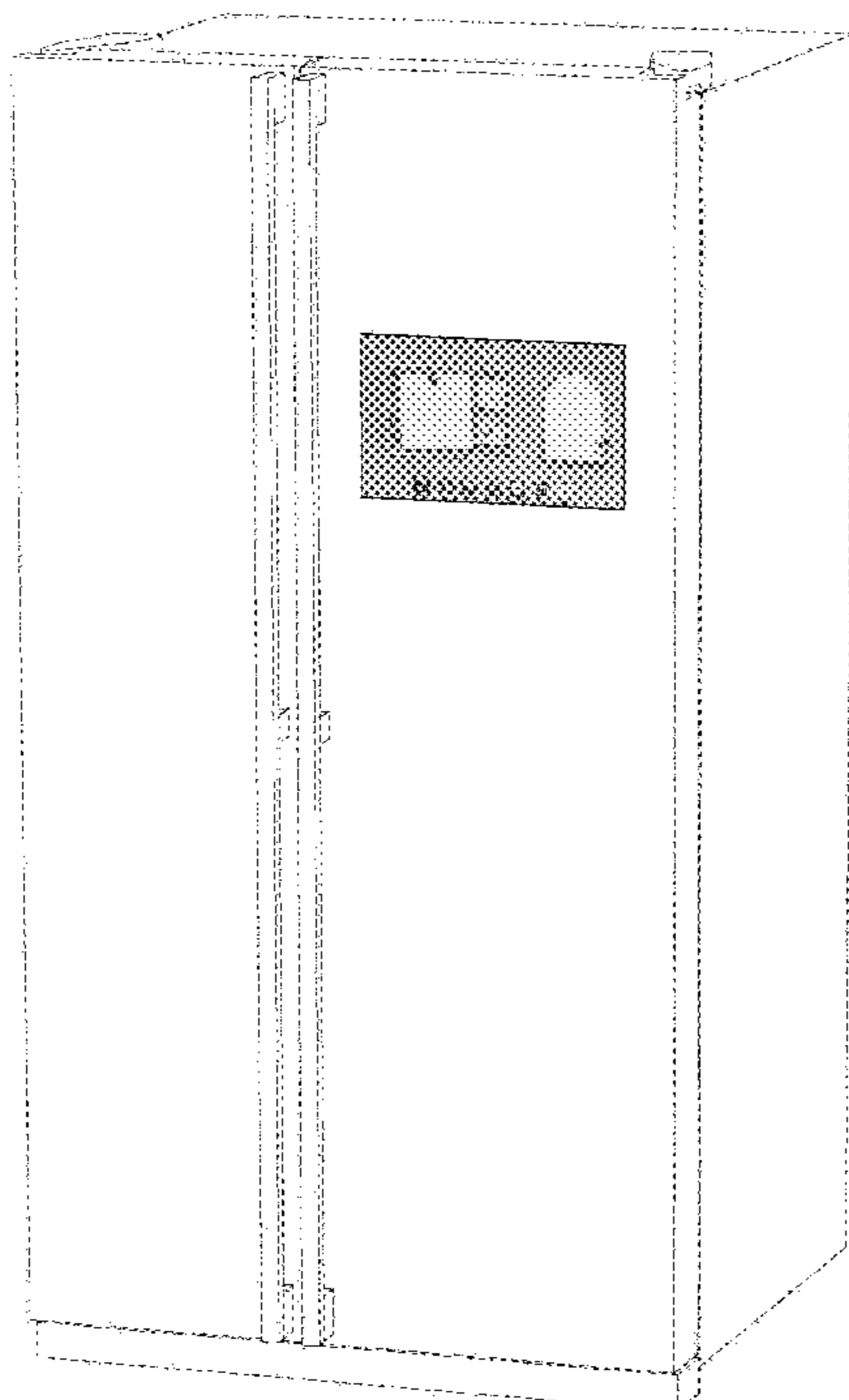


FIG. 1

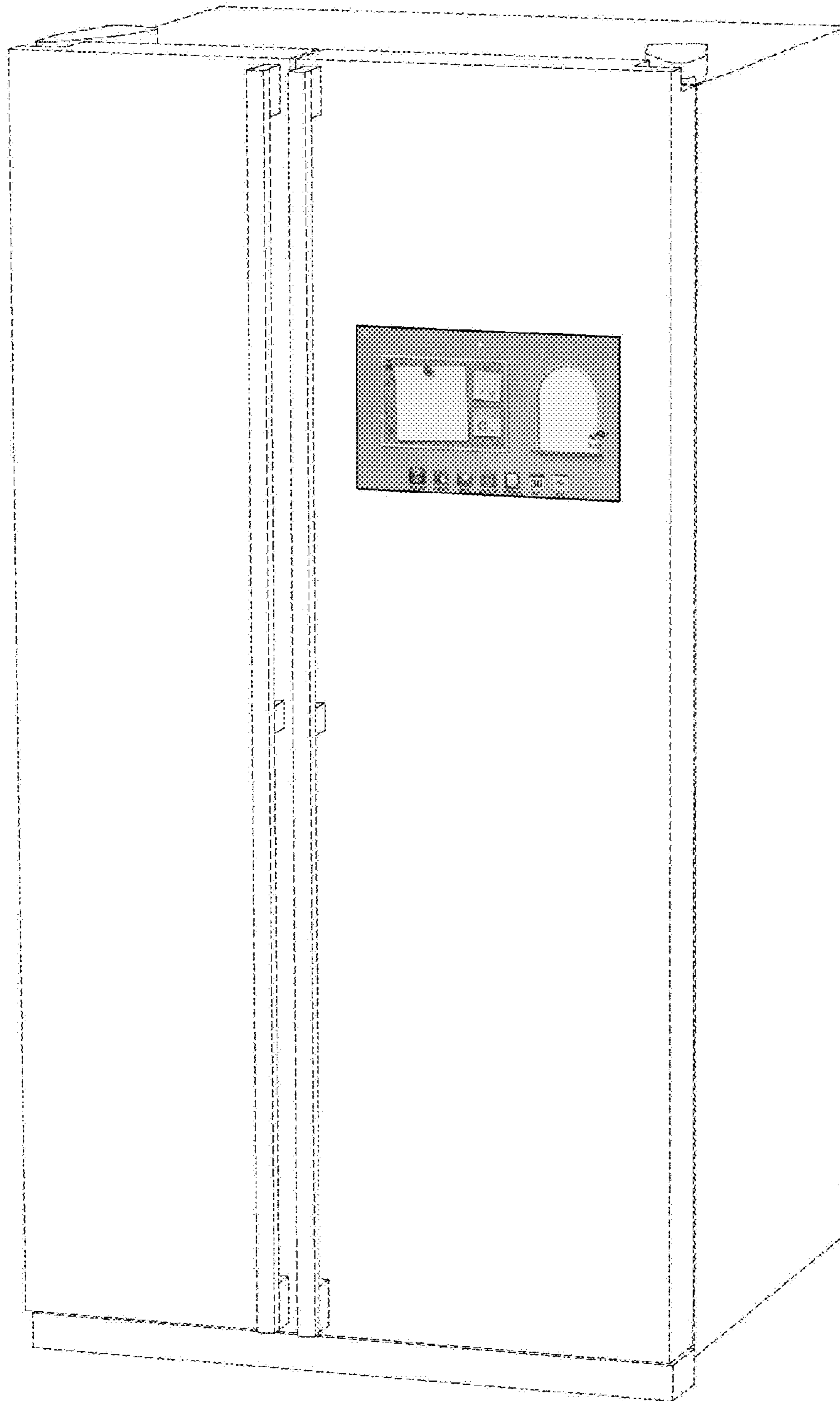


FIG. 2

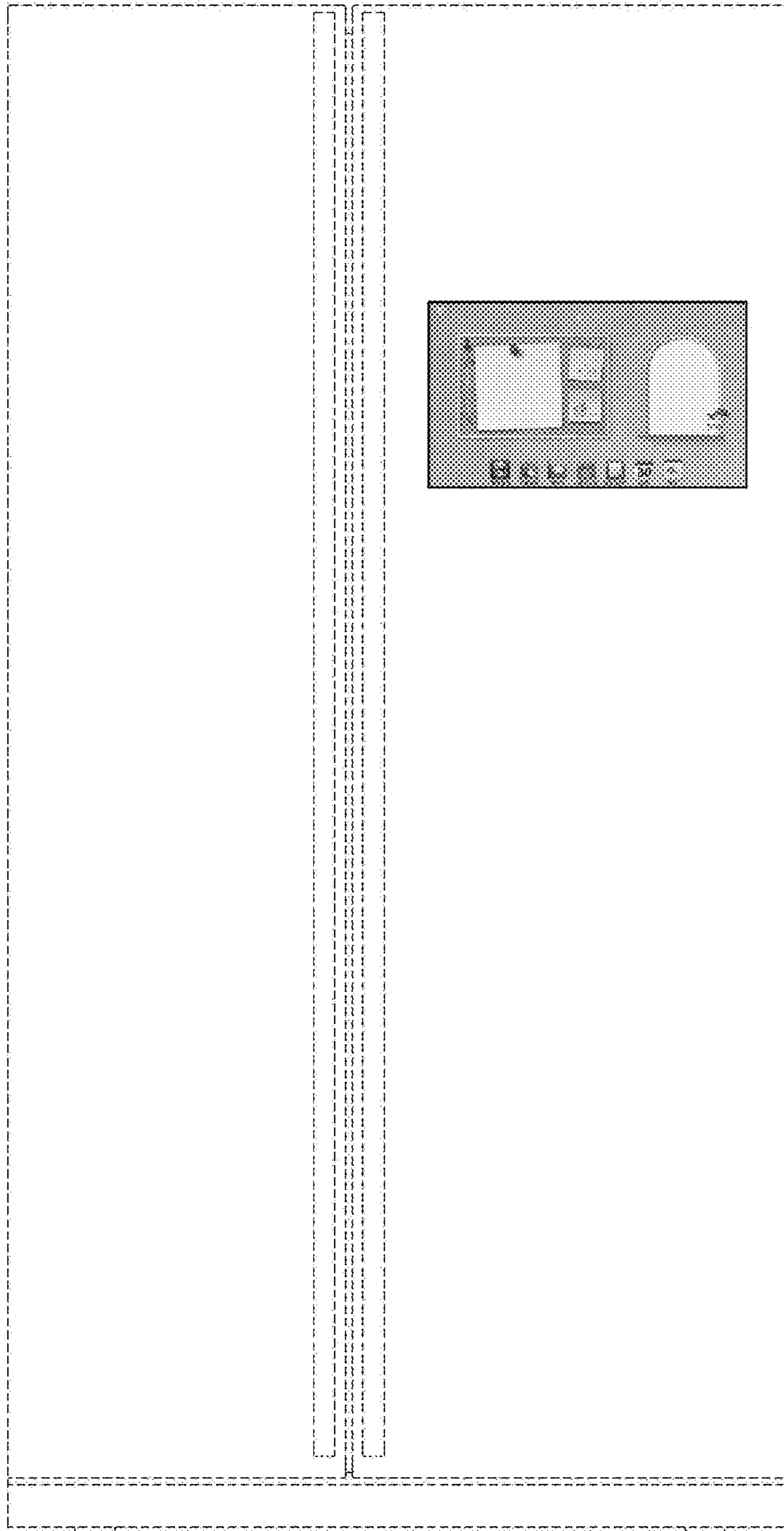


FIG. 3

