



US00D700188S

(12) **United States Design Patent**
Gengler

(10) **Patent No.:** **US D700,188 S**

(45) **Date of Patent:** **** Feb. 25, 2014**

(54) **KEYBOARD**

(75) Inventor: **David P. Gengler**, Draper, UT (US)

(73) Assignee: **ZAGG Intellectual Property Holding Co., Inc.**, Salt Lake City, UT (US)

(**) Term: **14 Years**

(21) Appl. No.: **29/432,005**

(22) Filed: **Sep. 12, 2012**

(51) **LOC (10) Cl.** **14-02**

(52) **U.S. Cl.**
USPC **D14/455; D14/456**

(58) **Field of Classification Search**
USPC D14/240, 391-399, 455, 456; D18/1, 2,
D18/7, 11; 178/17 A, 17 C; 200/5 A, 5 R, 6 A,
200/6 R; 235/145 A, 145 R; 341/20-23;
345/156, 160, 168, 169, 173, 700;
361/679.08, 679.09, 679.11, 679.12;
400/484-489, 492, 472

See application file for complete search history.

(56) **References Cited**

U.S. PATENT DOCUMENTS

D612,843 S *	3/2010	Andre et al.	D14/315
D616,886 S *	6/2010	Andre et al.	D14/392
D633,499 S *	3/2011	Chatterjee et al.	D14/392
D660,809 S	5/2012	Kern Koskela et al.	
2012/0099263 A1	4/2012	Lin	

* cited by examiner

Primary Examiner — Freda S Nunn

(74) *Attorney, Agent, or Firm* — Durham Jones & Pinegar Intellectual Property Law Group


(57) **CLAIM**

The ornamental design for a keyboard, as shown and described.

DESCRIPTION

FIG. 1 is a perspective view of a keyboard showing my new design;
FIG. 2 is a top view thereof;
FIG. 3 is a front end view thereof;
FIG. 4 is a left side view thereof; and,
FIG. 5 is a right side view thereof.
Broken lines are used in the drawings to illustrate environment. The features illustrated in broken lines form no part of the claimed design.

1 Claim, 2 Drawing Sheets



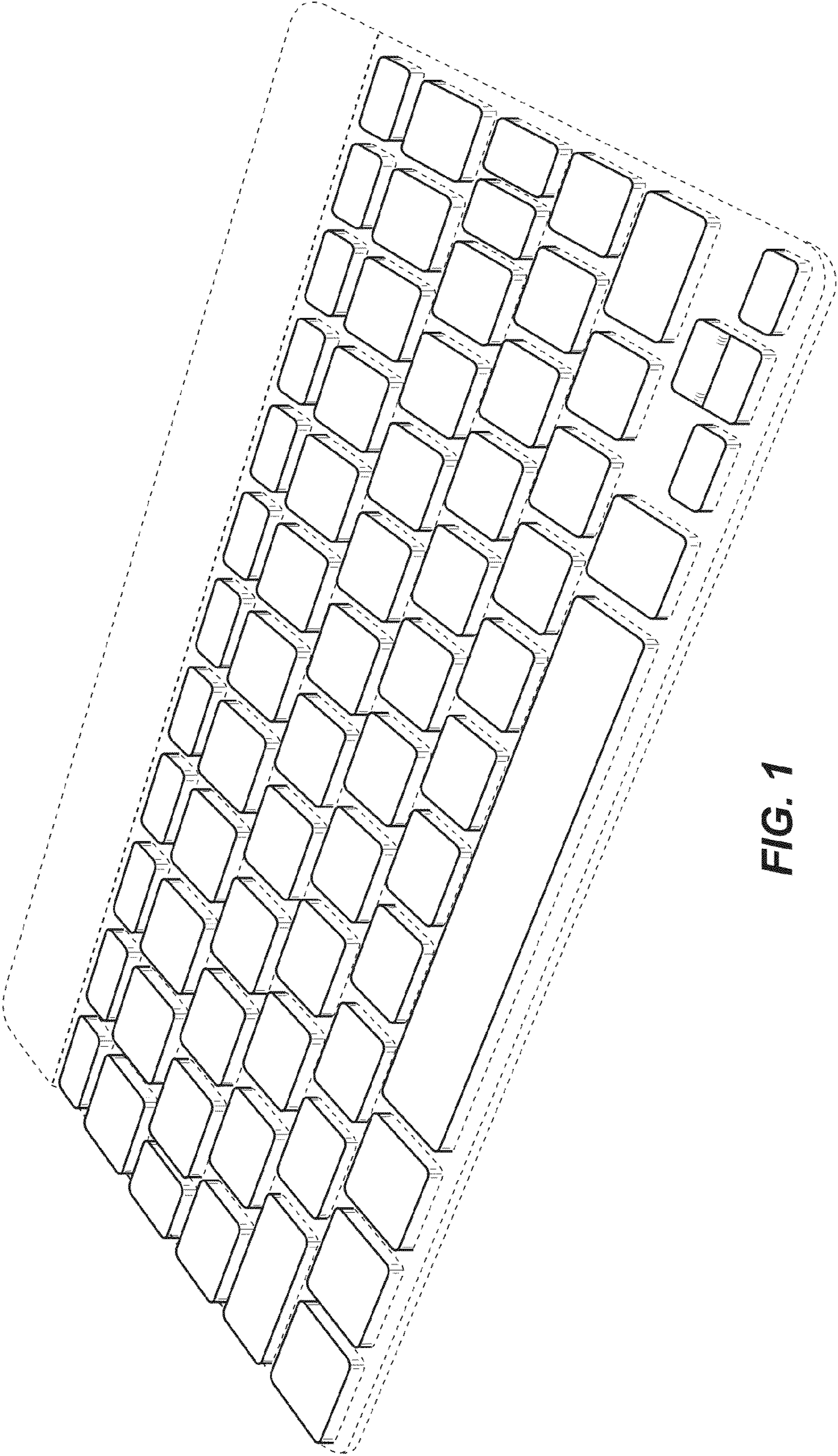


FIG. 1

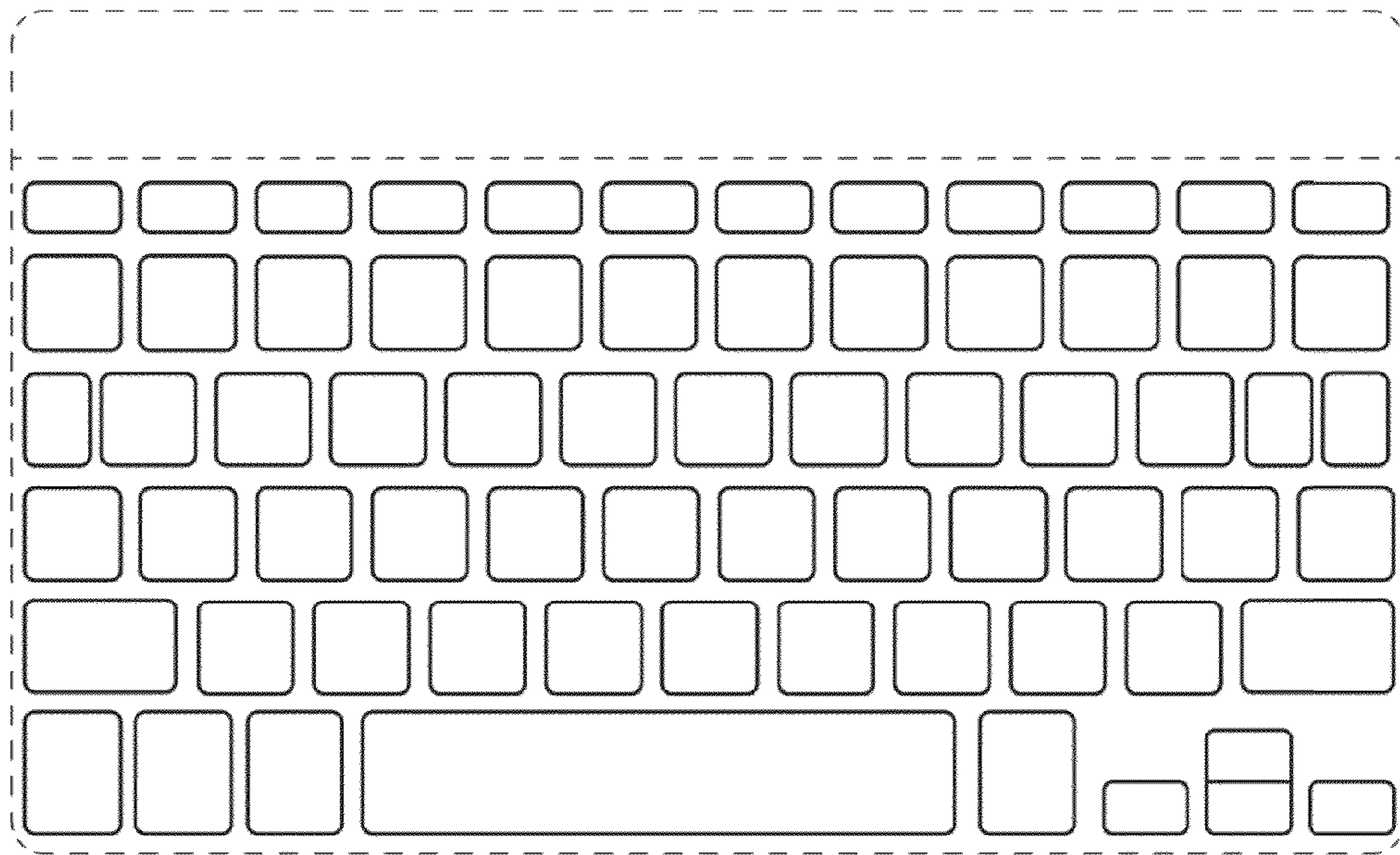


FIG. 2



FIG. 3



FIG. 4



FIG. 5