



US00D700169S

(12) **United States Design Patent**
Peh

(10) **Patent No.:** **US D700,169 S**

(45) **Date of Patent:** **** Feb. 25, 2014**

(54) **REMOTE CONTROL UNIT**

(71) Applicant: **Beng Tee Peh**, Singapore (SG)

(72) Inventor: **Beng Tee Peh**, Singapore (SG)

(73) Assignee: **Koninklijke Philips N.V.**, Eindhoven (NL)

(**) Term: **14 Years**

(21) Appl. No.: **29/432,762**

(22) Filed: **Sep. 20, 2012**

(30) **Foreign Application Priority Data**

Mar. 29, 2012 (EM) 002017467-0001

(51) **LOC (10) Cl.** **14-03**

(52) **U.S. Cl.**
USPC **D14/218**

(58) **Field of Classification Search**

USPC D14/218, 455; D13/168; D21/566;
D10/104, 106; 345/169; 348/14.05,
348/114, 211.99, 734; 340/825.24; 341/22;
455/92, 95, 128, 151.1-151.4, 352,
455/355, FOR. 121; 700/65

See application file for complete search history.

(56) **References Cited**

U.S. PATENT DOCUMENTS

D401,586 S *	11/1998	Ito et al.	D14/218
D481,686 S *	11/2003	Legzdins	D13/168
D529,016 S *	9/2006	Rose et al.	D14/138 R
D543,197 S *	5/2007	Loughnane	D14/218
D586,790 S *	2/2009	Frazer	D14/218
D591,731 S *	5/2009	Lee et al.	D14/218
D602,474 S *	10/2009	Hansen et al.	D14/218
D614,171 S *	4/2010	Son et al.	D14/218
D614,607 S *	4/2010	Kamegi	D14/218
D618,216 S *	6/2010	Constin et al.	D14/218
D624,880 S *	10/2010	Felegy et al.	D13/168
D628,982 S *	12/2010	Tellier	D14/218
D640,734 S *	6/2011	Weinstein et al.	D18/11
D652,033 S *	1/2012	Goran	D14/341
D665,383 S *	8/2012	McManigal et al.	D14/218
D679,266 S *	4/2013	Shin et al.	D14/218
D679,681 S *	4/2013	Ann	D14/218

* cited by examiner

Primary Examiner — John Windmuller

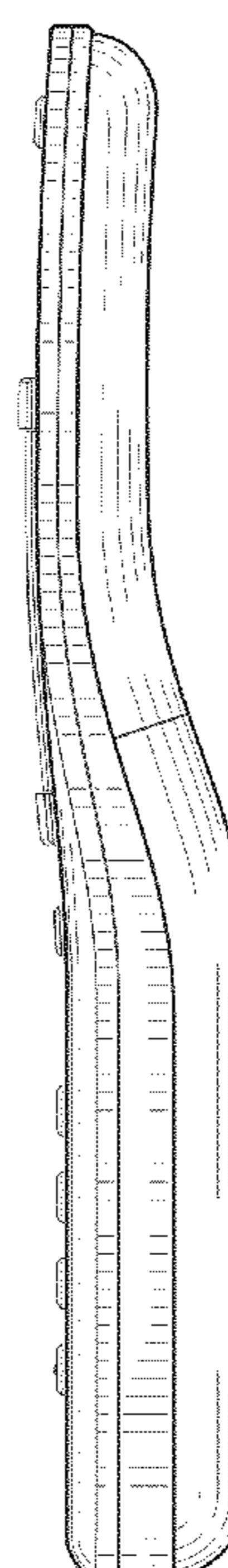

(57) **CLAIM**

The ornamental design for a remote control unit, as shown.

DESCRIPTION

FIG. 1 is a perspective view showing my design;
FIG. 2 is a front elevational view thereof;
FIG. 3 is a rear elevational view thereof;
FIG. 4 is a right side elevational view thereof;
FIG. 5 is a left side elevational view thereof;
FIG. 6 is a top plan view thereof; and,
FIG. 7 is a bottom plan view thereof.

1 Claim, 3 Drawing Sheets



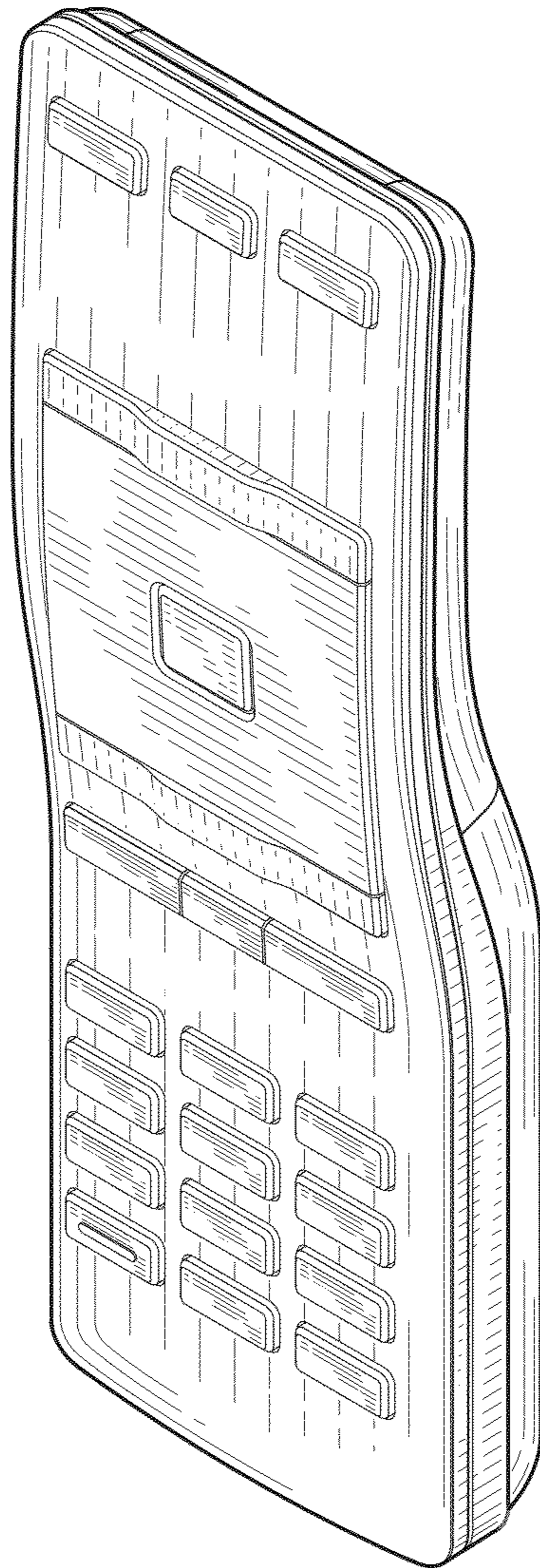


FIG. 1

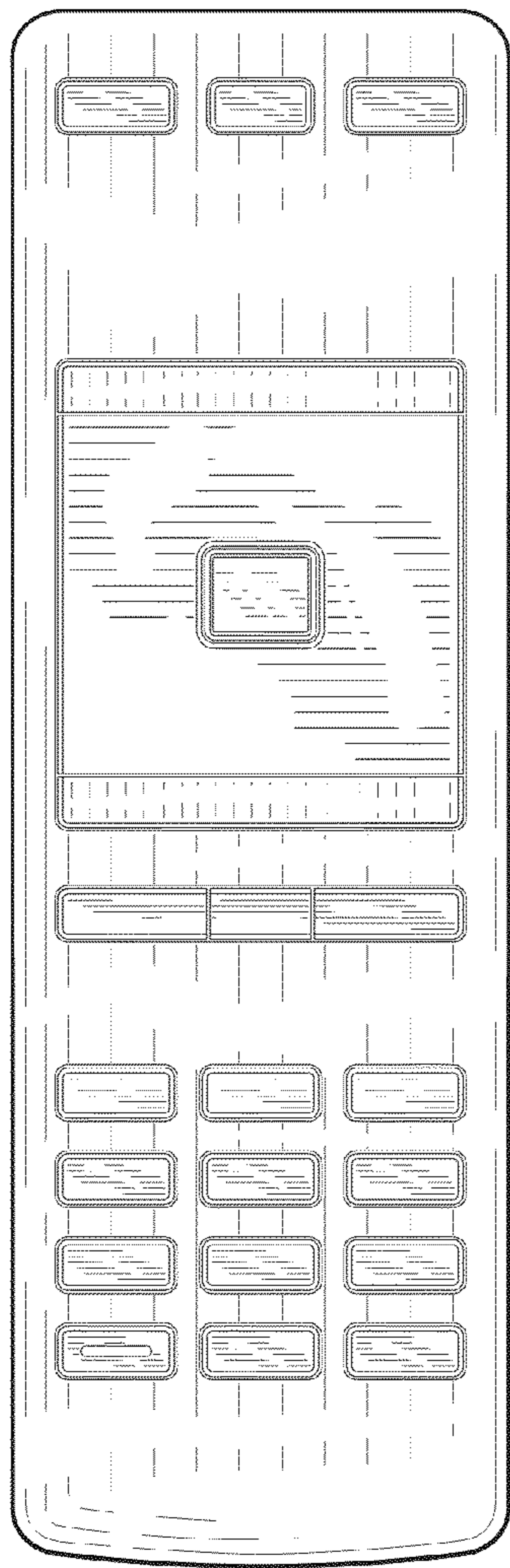


FIG. 2

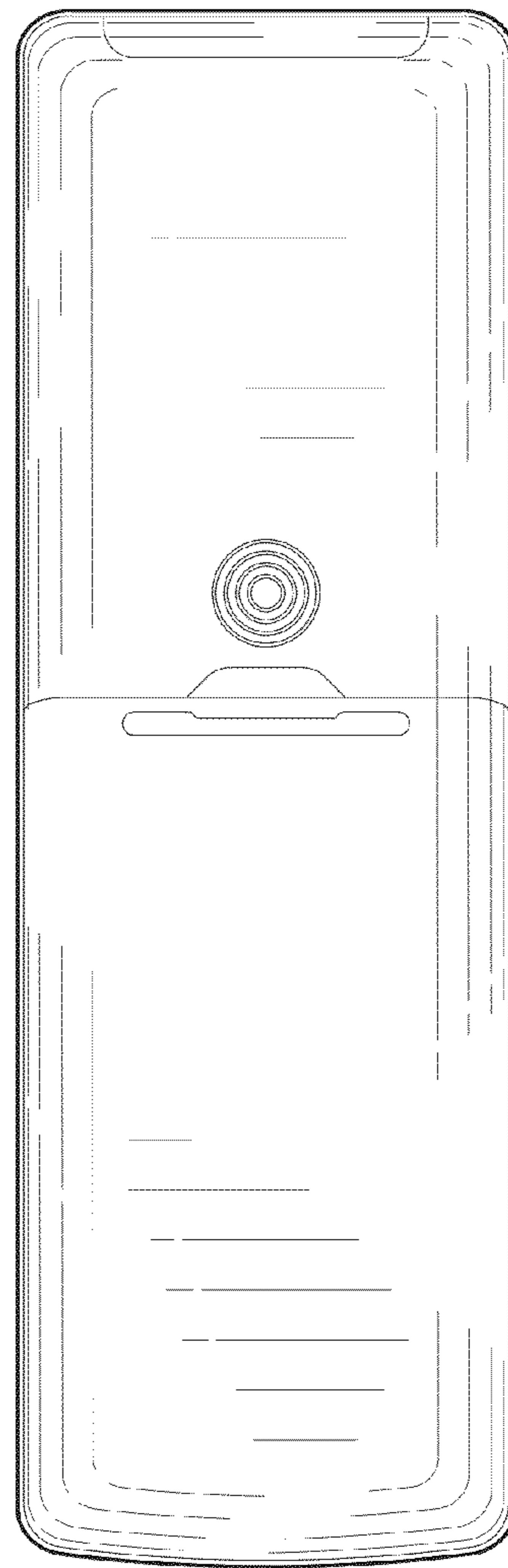


FIG. 3

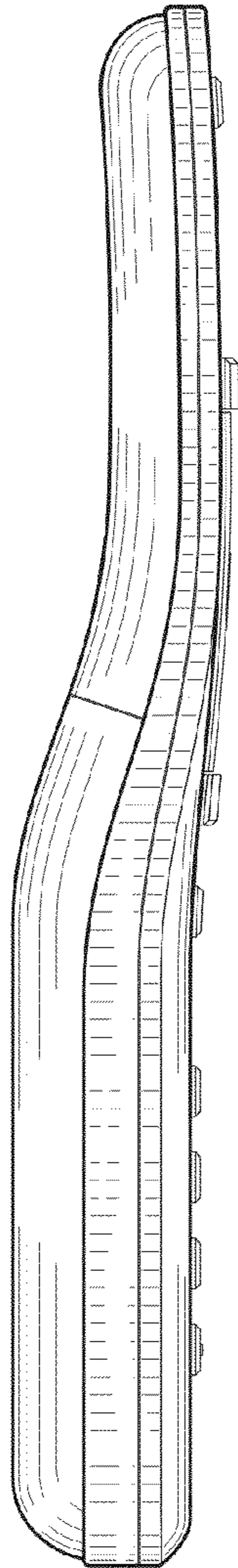


FIG. 4

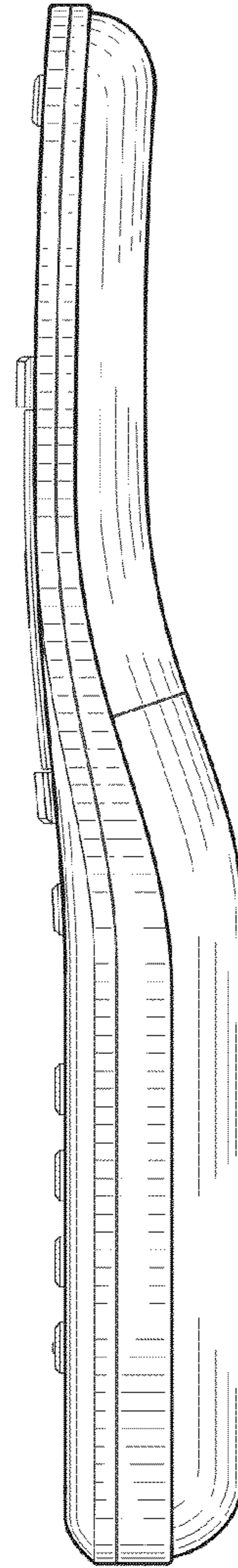


FIG. 5

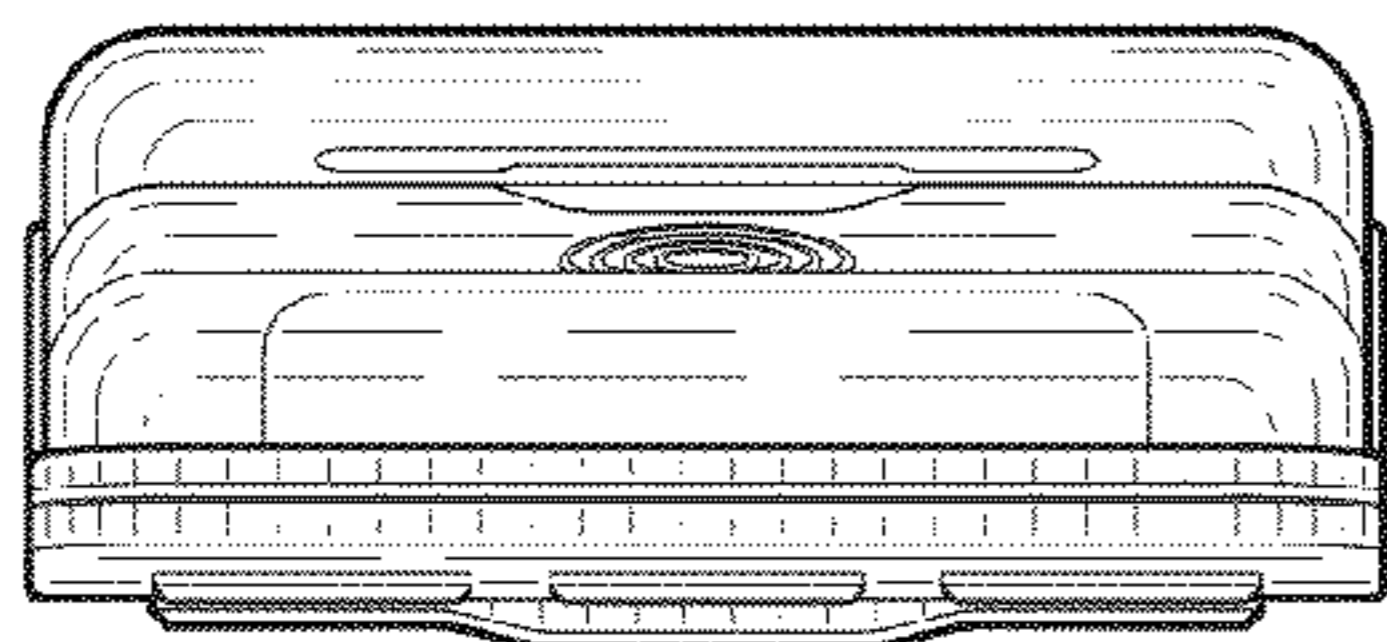


FIG. 6

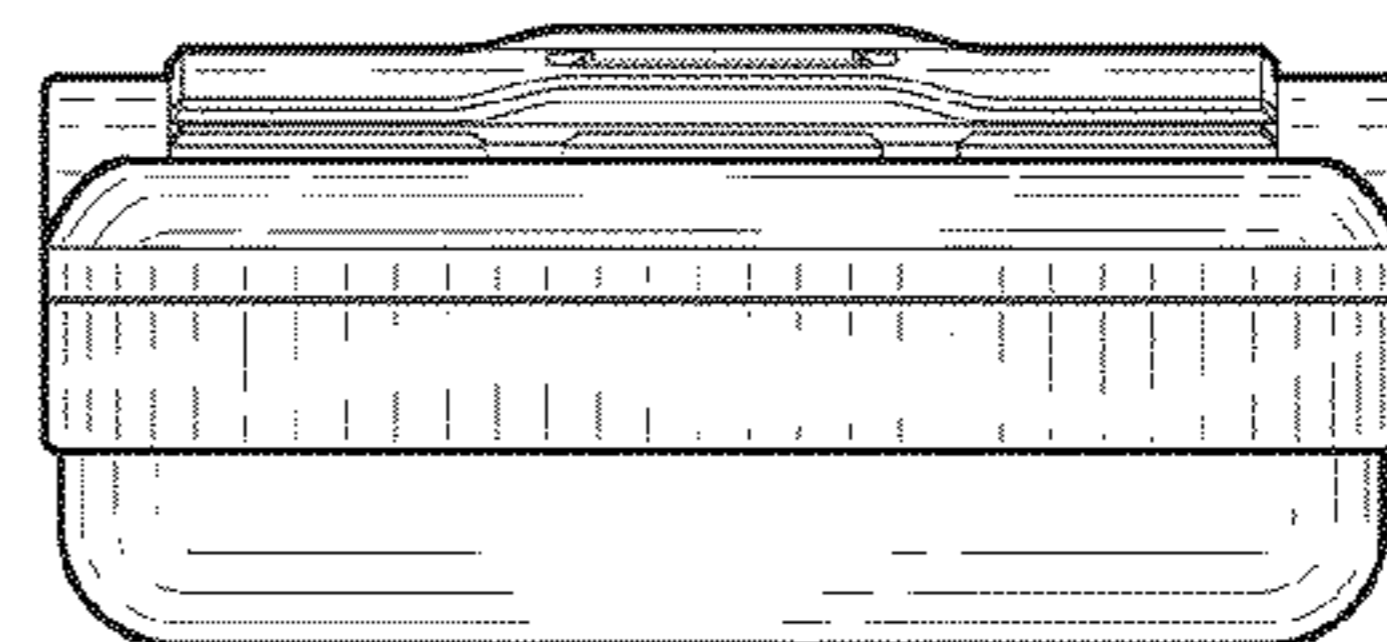


FIG. 7