



US00D700153S

(12) **United States Design Patent**  
**Park et al.**

(10) **Patent No.:** **US D700,153 S**

(45) **Date of Patent:** **\*\* Feb. 25, 2014**

(54) **SET-TOP BOX**

(71) Applicant: **OpenTV, Inc.**, San Francisco, CA (US)

(72) Inventors: **Joonyoung Park**, Mountain View, CA (US); **Jihyun Park**, Mountain View, CA (US); **Kiyoung Lee**, Songnam (KR); **Haejoo Lee**, Songnam (KR)

(73) Assignee: **Opentv, Inc.**, San Francisco, CA (US)

(\*\*) Term: **14 Years**

(21) Appl. No.: **29/462,063**

(22) Filed: **Jul. 30, 2013**

(51) **LOC (10) Cl.** ..... **14-03**

(52) **U.S. Cl.**  
USPC ..... **D14/125**

(58) **Field of Classification Search**  
USPC ..... D14/125, 357-358, 496, 188, 242, 432;  
D13/184; 348/10, 460, 706, 731;  
340/825.03; 455/6.1, 6.2; 312/223.1,  
312/7.2  
See application file for complete search history.

(56) **References Cited**

**U.S. PATENT DOCUMENTS**

|              |         |                     |         |
|--------------|---------|---------------------|---------|
| D304,823 S * | 11/1989 | Pfeifer et al. .... | D14/353 |
| D572,674 S * | 7/2008  | Paradise .....      | D14/125 |
| D585,858 S * | 2/2009  | Tejima et al. ....  | D14/348 |
| D596,198 S * | 7/2009  | Matsuoka .....      | D14/505 |
| D610,103 S * | 2/2010  | Miller et al. ....  | D14/125 |
| D613,703 S * | 4/2010  | Chen .....          | D14/125 |

|              |        |                  |         |
|--------------|--------|------------------|---------|
| D635,534 S * | 4/2011 | Cho et al. ....  | D14/125 |
| D636,357 S * | 4/2011 | Kim et al. ....  | D14/125 |
| D658,610 S * | 5/2012 | Bang et al. .... | D14/125 |
| D658,611 S * | 5/2012 | Bang et al. .... | D14/125 |
| D661,670 S * | 6/2012 | Huang .....      | D14/125 |
| D662,904 S * | 7/2012 | Wu et al. ....   | D14/125 |
| D666,564 S * | 9/2012 | Lee .....        | D14/125 |

\* cited by examiner

*Primary Examiner* — Randall Gholson

(74) *Attorney, Agent, or Firm* — Dickinson Wright PLLC

(57) **CLAIM**

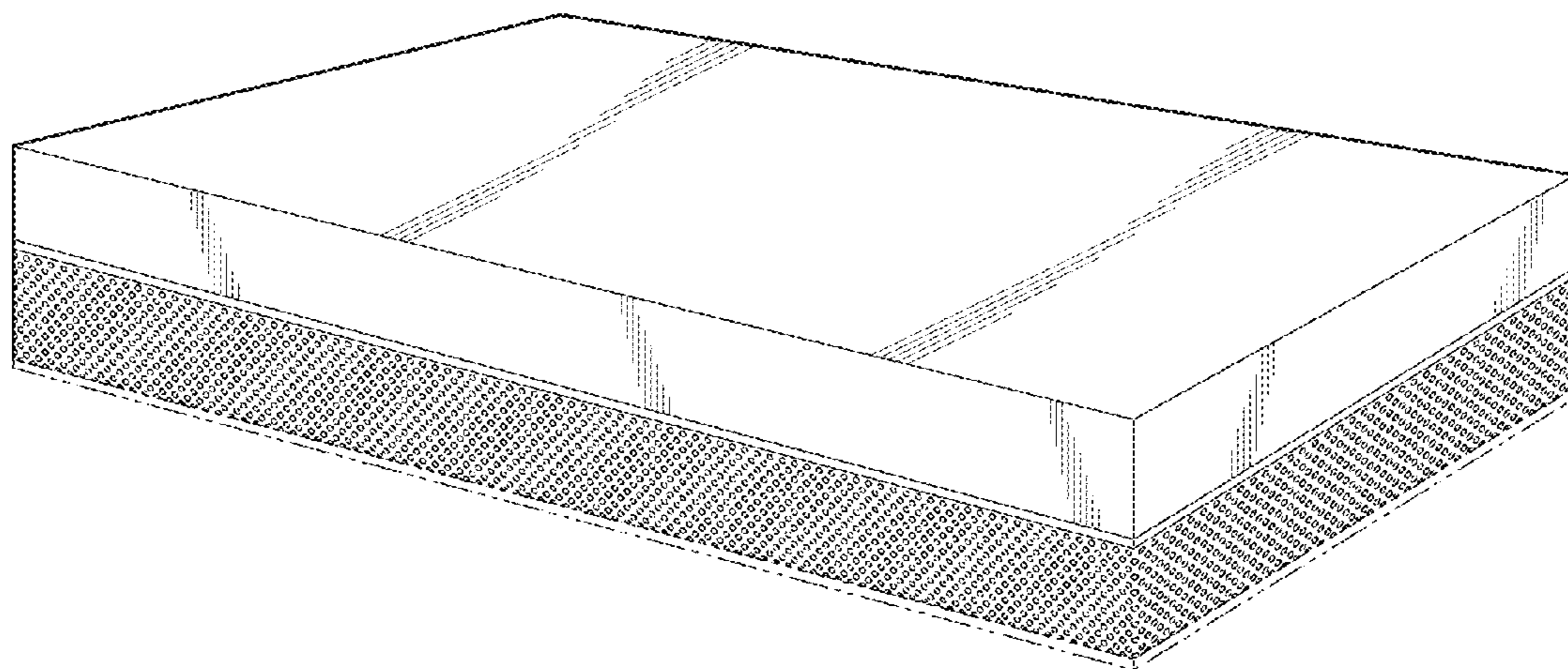
The ornamental design for a set-top box, as shown and described herein.

**DESCRIPTION**

FIG. 1 is a perspective view of a set-top box according to an aspect of the disclosure;  
FIG. 2 is a front view of a set-top box according to an aspect of the disclosure;  
FIG. 3 is a rear view of a set-top box according to an aspect of the disclosure;  
FIG. 4 is a side view of a set-top box according to an aspect of the disclosure;  
FIG. 5 is another side view of a set-top box according to an aspect of the disclosure; and,  
FIG. 6 is a top view of a set-top box according to an aspect of the disclosure.

The broken phantom lines depict unclaimed subject matter only and form no part of the claimed design. The bottom view forms no part of the claimed design.

**1 Claim, 2 Drawing Sheets**



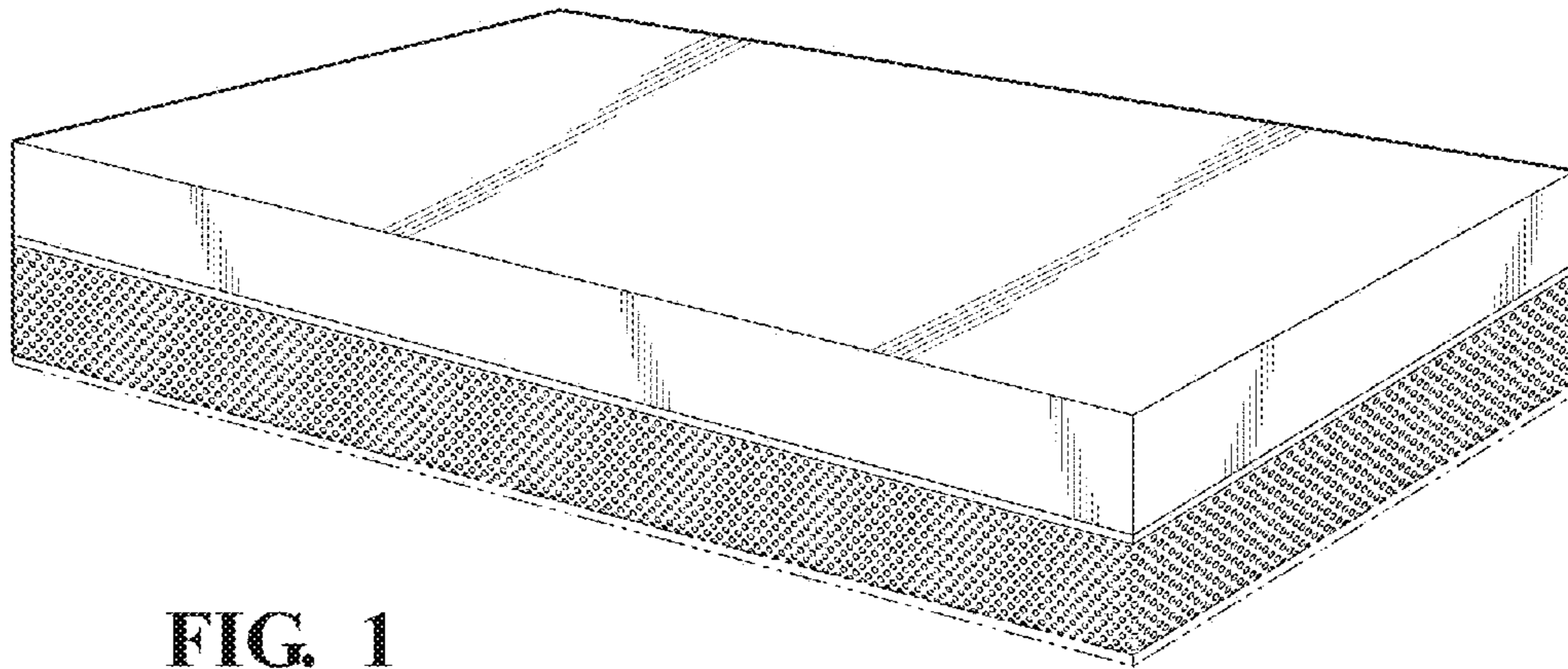


FIG. 1




FIG. 2


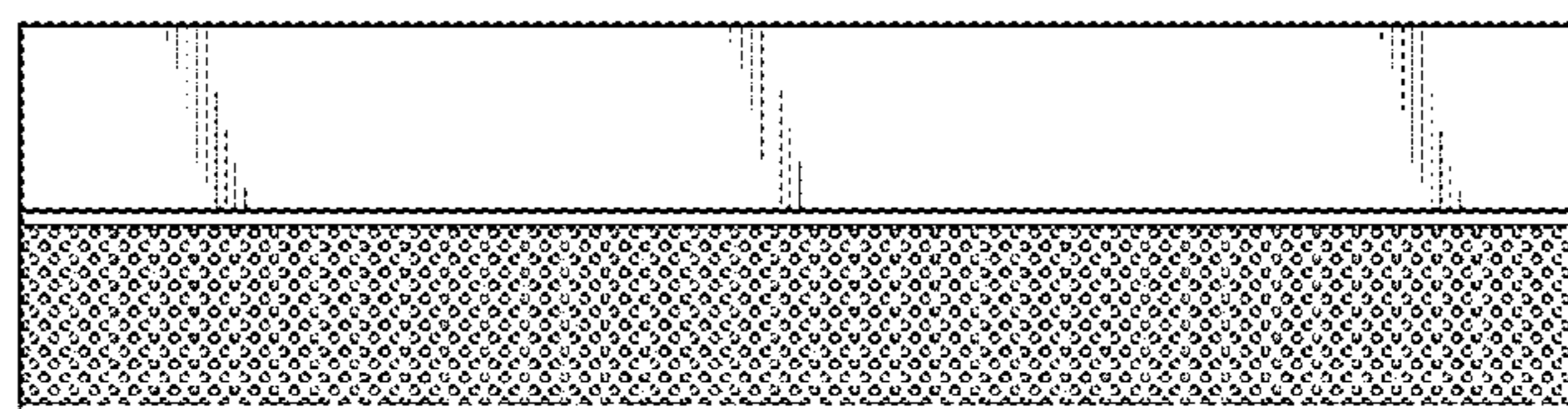
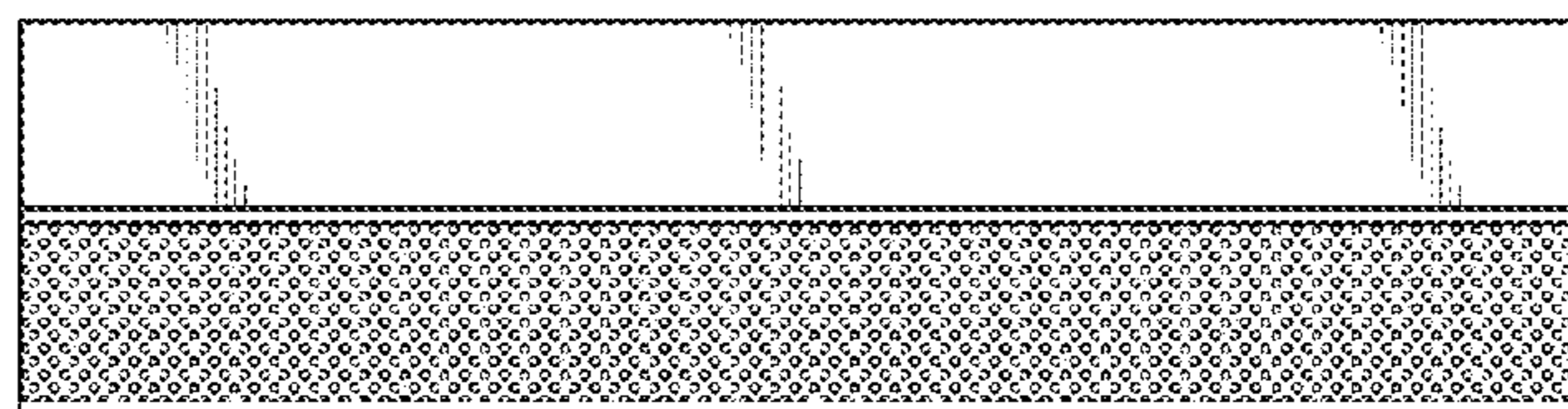


FIG. 3


**FIG. 4**



**FIG. 5**



**FIG. 6**



UNITED STATES PATENT AND TRADEMARK OFFICE  
**CERTIFICATE OF CORRECTION**

PATENT NO. : D700,153 S  
APPLICATION NO. : 29/462063  
DATED : February 25, 2014  
INVENTOR(S) : Joonyoung Park et al.

Page 1 of 1

It is certified that error appears in the above-identified patent and that said Letters Patent is hereby corrected as shown below:

On the title page item (72),  
Column 1, Line 3 – “Songnam” should be “Seoul”  
Column 1, Line 4 – “Songnam” should be “Seoul”.

Signed and Sealed this  
Eighth Day of July, 2014



Michelle K. Lee  
*Deputy Director of the United States Patent and Trademark Office*