



US00D700125S

(12) **United States Design Patent**  
**Kim et al.**

(10) **Patent No.:** **US D700,125 S**

(45) **Date of Patent:** **\*\* Feb. 25, 2014**

- (54) **WIPER FOR A VEHICLE**
- (71) Applicant: **KCW Corporation**, Daegu (KR)
- (72) Inventors: **Kwanhee Kim**, Daegu (KR); **Jaehyuck An**, Daegu (KR); **Woosung Lee**, Daegu (KR)
- (73) Assignee: **KCW Corporation**, Daegu (KR)
- (\*\*) Term: **14 Years**
- (21) Appl. No.: **29/442,025**
- (22) Filed: **Nov. 14, 2012**

- (30) **Foreign Application Priority Data**  
Oct. 16, 2012 (KR) ..... 30-2012-0049128
- (51) **LOC (10) Cl.** ..... **12-06**
- (52) **U.S. Cl.**  
USPC ..... **D12/219**
- (58) **Field of Classification Search**  
USPC ..... D12/219-220; 15/246, 247, 250.001, 15/250.4, 250.361, 250.19, 250.48, 15/250.03, 250.31-250.33, 250.351, 15/250.38, 250.201, 250.451, 250.458, 15/250.04, 250.07, 250.44  
See application file for complete search history.

- (56) **References Cited**  
U.S. PATENT DOCUMENTS  
D680,051 S \* 4/2013 Tolentino et al. .... D12/219  
D685,713 S \* 7/2013 Wang ..... D12/219

- D686,555 S \* 7/2013 Song et al. .... D12/219
- D686,556 S \* 7/2013 Song et al. .... D12/219
- D686,557 S \* 7/2013 Kwon ..... D12/219
- D692,818 S \* 11/2013 Tolentino et al. .... D12/219
- D692,819 S \* 11/2013 Tolentino et al. .... D12/220
- 2012/0317740 A1\* 12/2012 Yang et al. .... 15/250.32
- 2012/0324671 A1\* 12/2012 Pinto et al. .... 15/250.32
- 2012/0324672 A1\* 12/2012 Pinto et al. .... 15/250.48

\* cited by examiner

*Primary Examiner* — Katrina A Betton  
(74) *Attorney, Agent, or Firm* — Edwards Wildman Palmer LLP

(57) **CLAIM**  
The ornamental design for a wiper for a vehicle, as shown and described.

**DESCRIPTION**

FIG. 1 is a perspective view of a wiper for a vehicle according to the present invention.  
 FIG. 2 is a front view of the wiper for a vehicle of FIG. 1.  
 FIG. 3 is a rear view of the wiper for a vehicle of FIG. 1.  
 FIG. 4 is a left side view of the wiper for a vehicle of FIG. 1.  
 FIG. 5 is a right side view of the wiper for a vehicle of FIG. 1.  
 FIG. 6 is a top plan view of the wiper for a vehicle of FIG. 1.  
 FIG. 7 is a bottom plan view of the wiper for a vehicle of FIG. 1.  
 FIG. 8 is an enlarged perspective view of a central portion of the wiper for a vehicle of FIG. 1.  
 FIG. 9 is an enlarged right side view of the wiper for a vehicle of FIG. 1; and,  
 FIG. 10 is an enlarged left side view of the wiper for a vehicle of FIG. 1.

**1 Claim, 9 Drawing Sheets**



FIG. 1

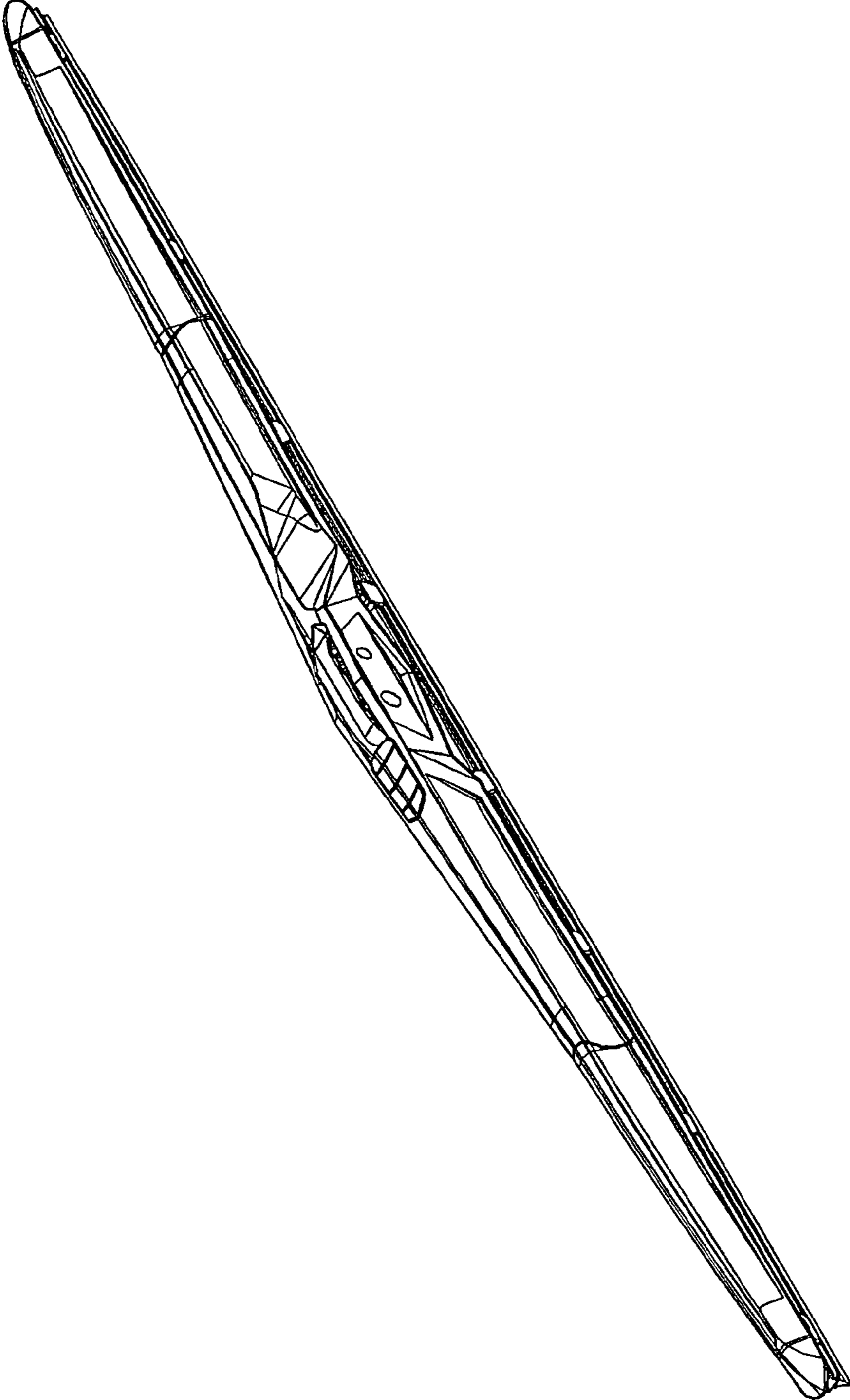


FIG. 2

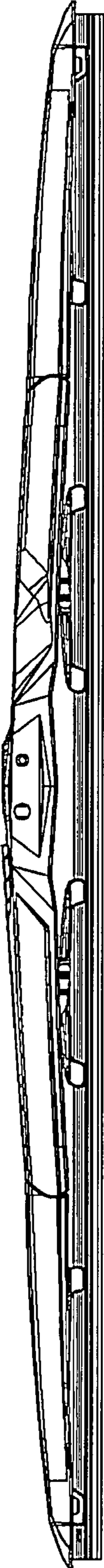


FIG. 3

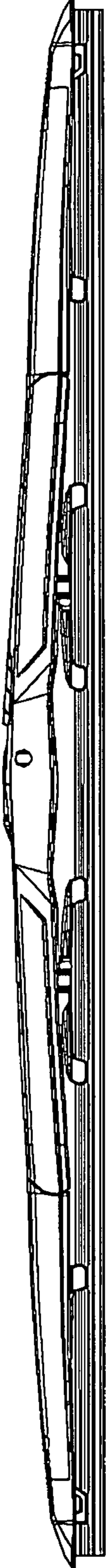


FIG. 4




FIG. 5




FIG. 6



FIG. 7



FIG. 8

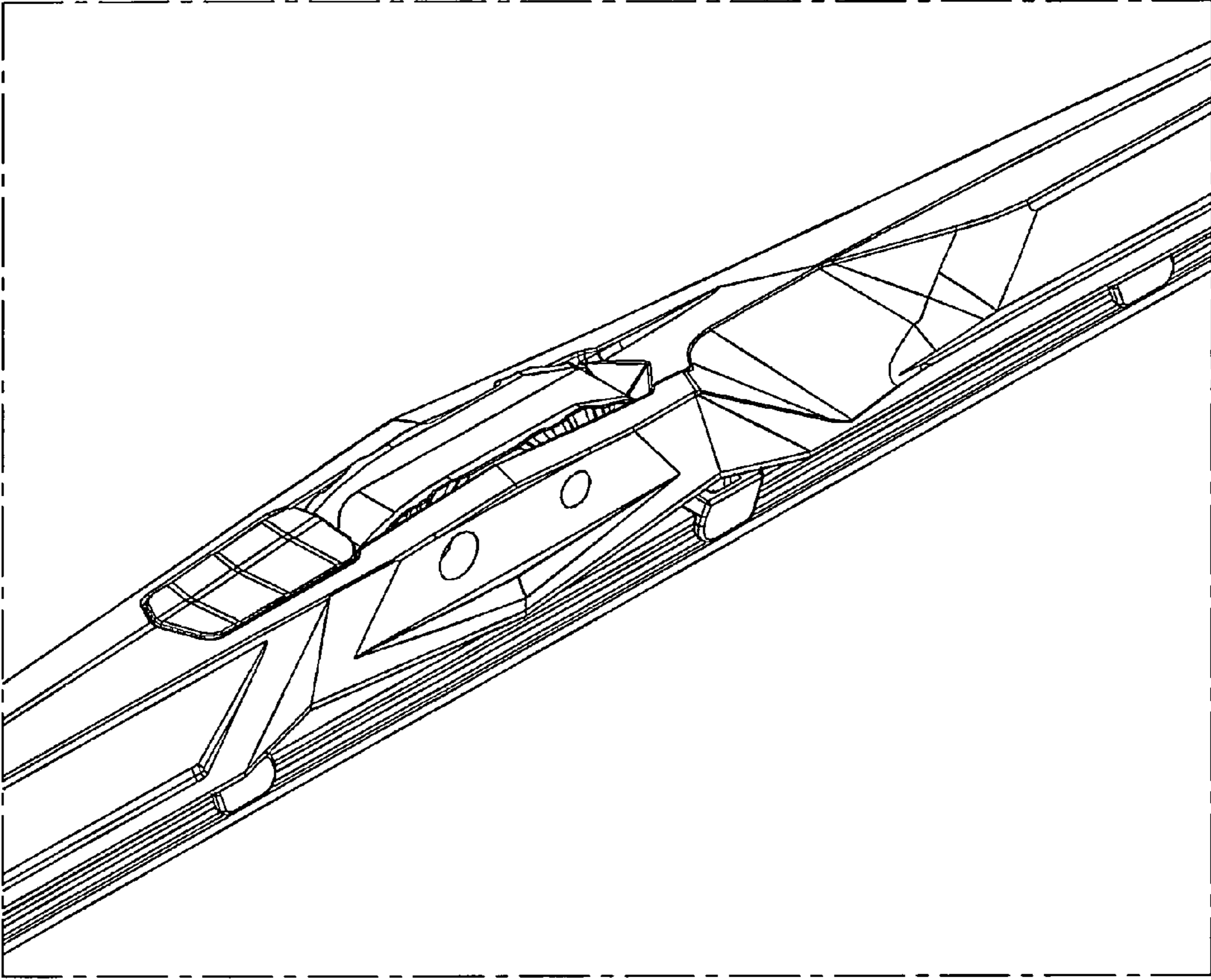
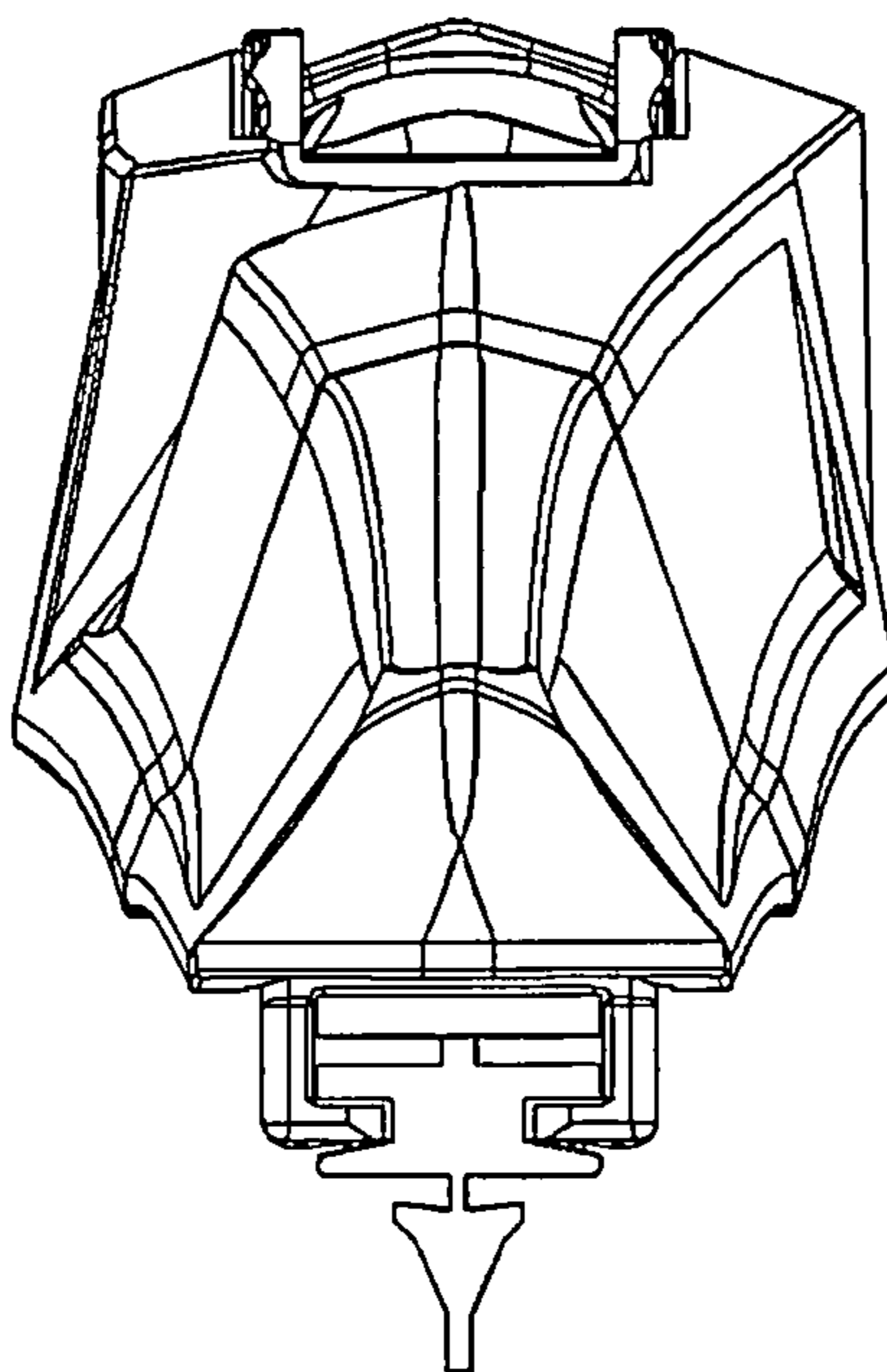




FIG. 9



**FIG. 10**

