



US00D700123S

(12) **United States Design Patent**
Bildhaeuser et al.

(10) **Patent No.:** **US D700,123 S**

(45) **Date of Patent:** **** Feb. 25, 2014**

(54) **WHEEL OR WHEEL COVER**

(71) Applicant: **Daimler AG**, Stuttgart (DE)

(72) Inventors: **Hans-Peter Bildhaeuser**, Aidlingen (DE); **Gorden Wagener**, Gaeufelden (DE)

(73) Assignee: **Daimler AG**, Stuttgart (DE)

(**) Term: **14 Years**

(21) Appl. No.: **29/461,497**

(22) Filed: **Jul. 24, 2013**

(30) **Foreign Application Priority Data**

Feb. 13, 2013 (WO) DM/080143

(51) **LOC (10) Cl.** **12-16**

(52) **U.S. Cl.**
USPC **D12/209**

(58) **Field of Classification Search**
USPC D12/204-213; 301/37.101, 64.101, 65,
301/64.201

See application file for complete search history.

(56) **References Cited**

U.S. PATENT DOCUMENTS

D480,672 S	*	10/2003	Pfeiffer et al.	D12/209
D493,405 S	*	7/2004	Boyer	D12/211
D499,681 S	*	12/2004	Boyer	D12/209
D504,649 S	*	5/2005	Pfeiffer	D12/209

D504,858 S	*	5/2005	Pfeiffer	D12/209
D519,434 S	*	4/2006	Werner	D12/211
D526,609 S	*	8/2006	Hosoi	D12/209
D529,429 S	*	10/2006	Hsu	D12/209
D549,633 S	*	8/2007	Syha	D12/209
D555,566 S	*	11/2007	Hlinovsky	D12/209
D576,534 S	*	9/2008	Pfeiffer	D12/209
D581,339 S	*	11/2008	Schweizer	D12/209
D589,425 S	*	3/2009	Theiss	D12/209
D589,864 S	*	4/2009	Friedrich et al.	D12/209
D619,069 S	*	7/2010	Patel	D12/209
D653,597 S	*	2/2012	Davidson et al.	D12/209
D658,103 S	*	4/2012	Choe et al.	D12/209
D683,294 S	*	5/2013	Pollmann	D12/209
D683,295 S	*	5/2013	Pollmann	D12/209
D685,708 S	*	7/2013	Gallert	D12/209
D690,248 S	*	9/2013	Bildhaeuser	D12/209

* cited by examiner

Primary Examiner — Stacia Cadmus

(74) *Attorney, Agent, or Firm* — Crowell & Moring LLP

(57) **CLAIM**

The ornamental design for a wheel or wheel cover, as shown and described.

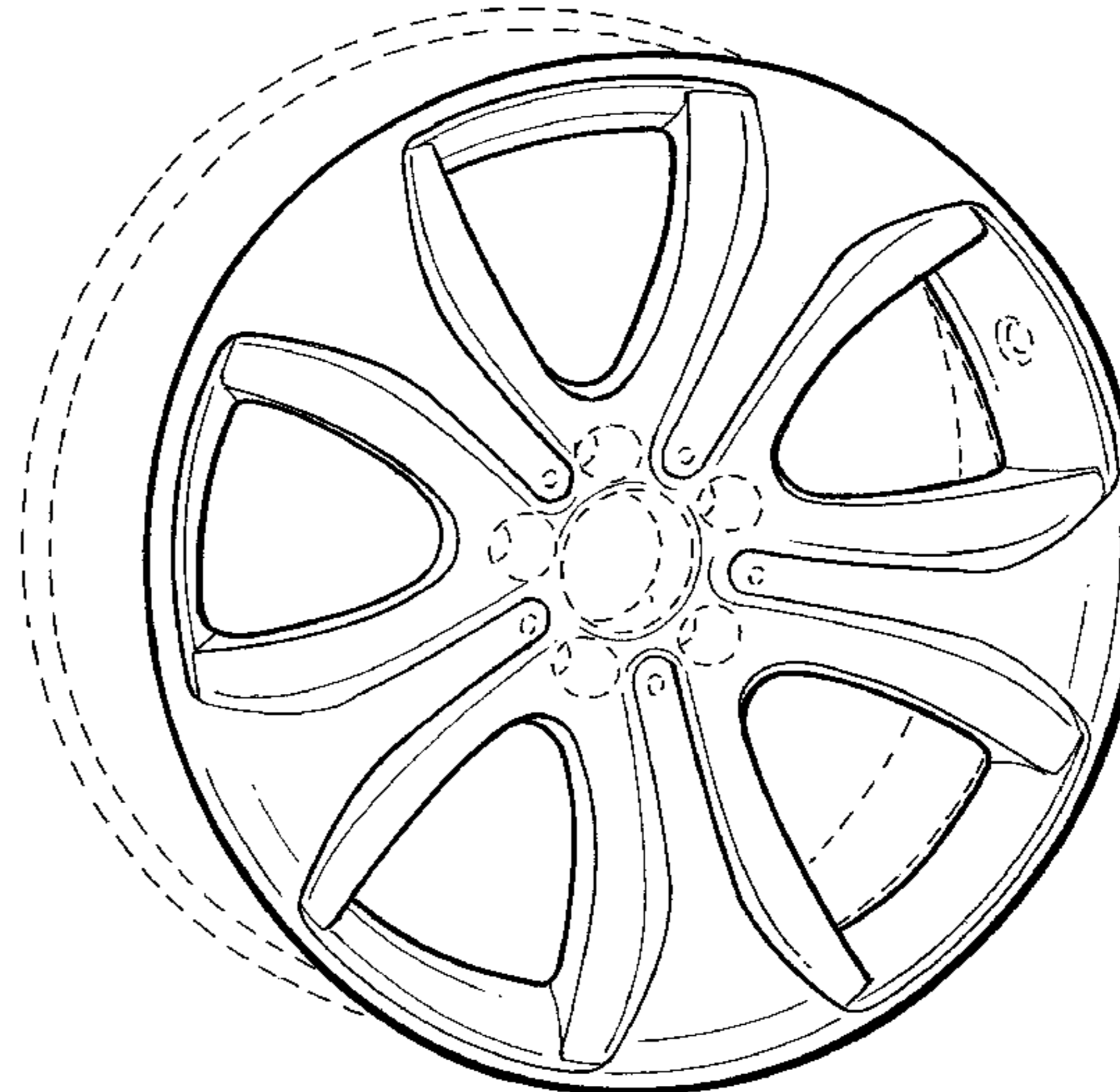
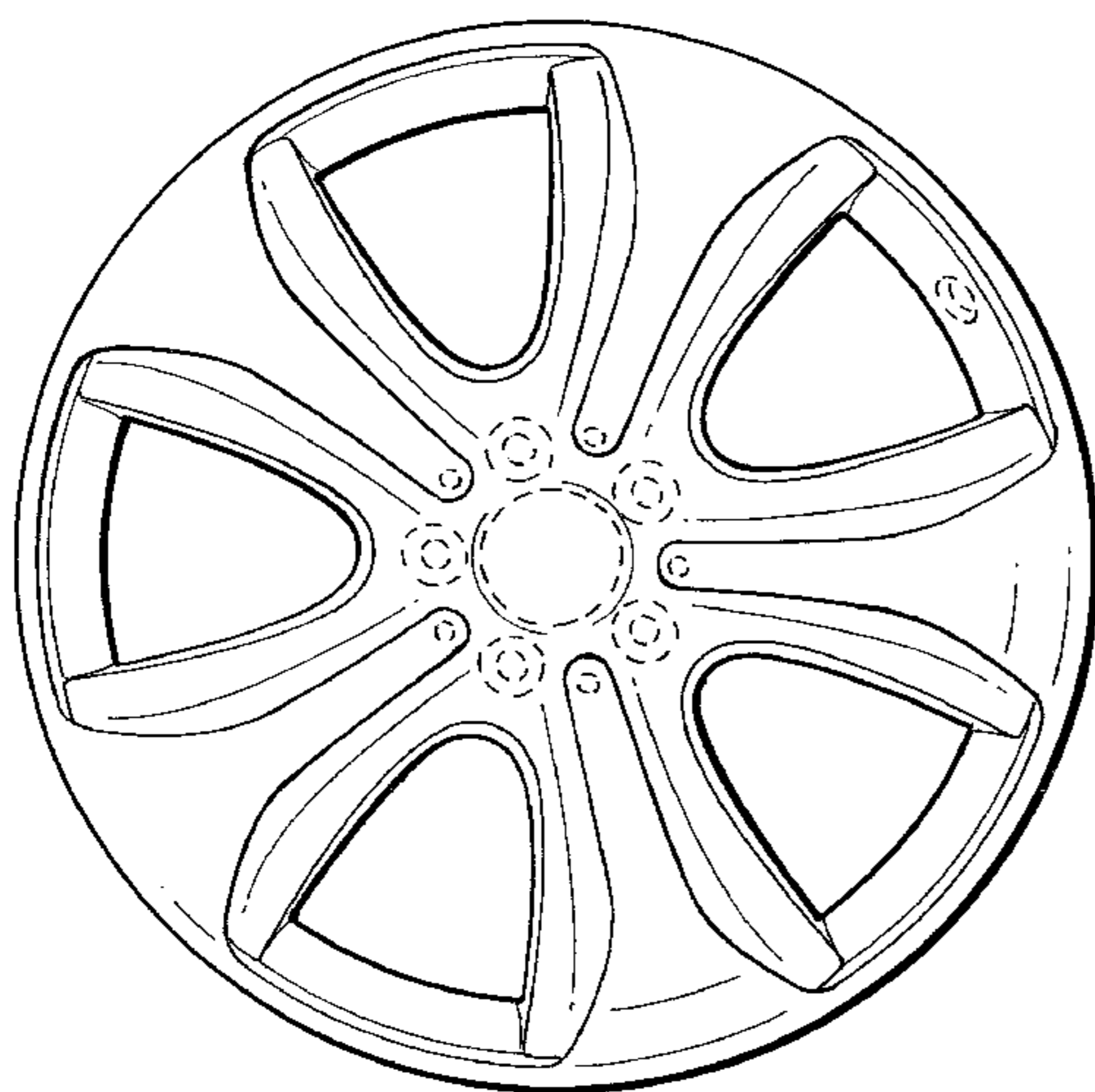
DESCRIPTION

FIG. 1 is a front view of a wheel or wheel cover according to the design; and,

FIG. 2 is a perspective view thereof.

The broken line showing of the rear of the wheel, the hole for the valve stem, the bolt holes and center cap in the central hub area is included for the purpose of illustrating environment and forms no part of the claimed design.

1 Claim, 1 Drawing Sheet



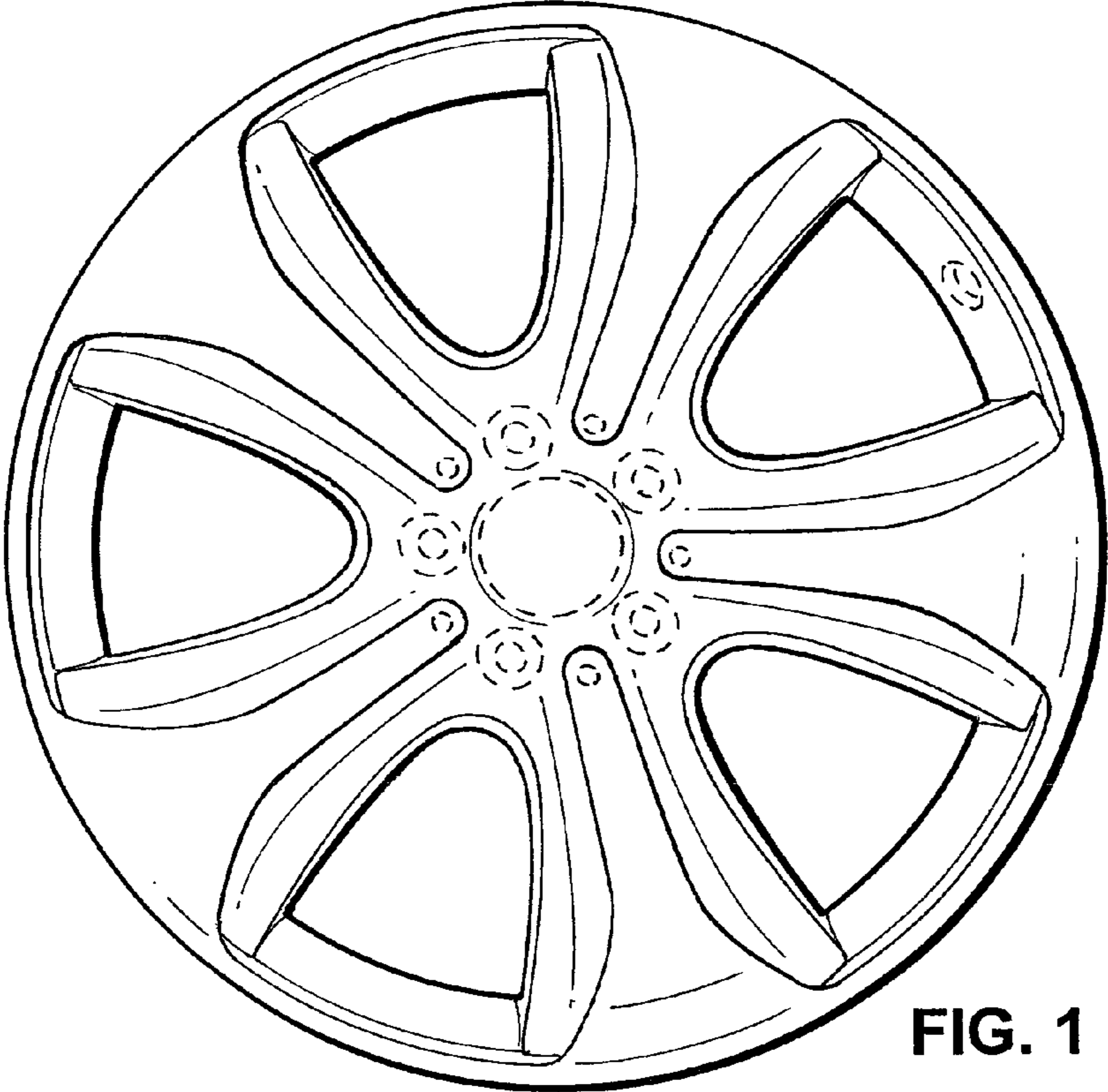


FIG. 1

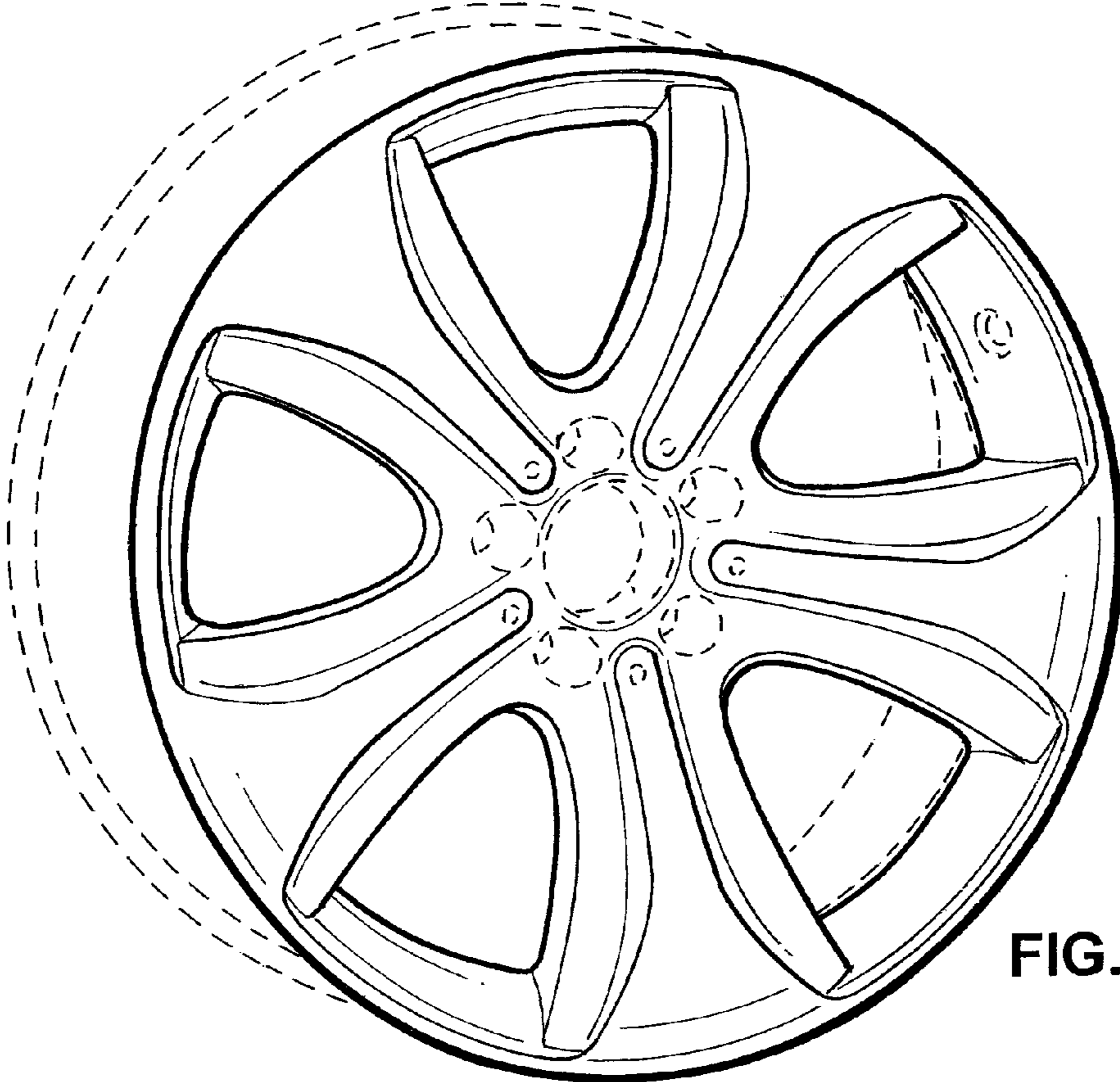


FIG. 2