



US00D700116S

(12) **United States Design Patent**  
**Wada**

(10) **Patent No.:** **US D700,116 S**

(45) **Date of Patent:** **\*\* Feb. 25, 2014**

(54) **REAR BUMPER FOR AN AUTOMOBILE**

(56) **References Cited**

(71) Applicant: **Honda Motor Co., Ltd.**, Tokyo (JP)

U.S. PATENT DOCUMENTS

(72) Inventor: **Riku Wada**, Wako (JP)

D633,834 S *	3/2011	Matei et al. ....	D12/169
D637,123 S *	5/2011	Lamm et al. ....	D12/169
D651,143 S *	12/2011	Murakawa et al. ....	D12/169
D671,052 S *	11/2012	Fetherston et al. ....	D12/169
D671,054 S *	11/2012	Yamada et al. ....	D12/169
D671,055 S *	11/2012	Nakamura et al. ....	D12/169
D673,088 S *	12/2012	Thompson ....	D12/169
D680,479 S *	4/2013	Frei et al. ....	D12/169
D687,752 S *	8/2013	Fetherston et al. ....	D12/169

(73) Assignee: **Honda Motor Co., Ltd.**, Tokyo (JP)

(\*\*) Term: **14 Years**

\* cited by examiner

(21) Appl. No.: **29/437,691**

(22) Filed: **Nov. 20, 2012**

*Primary Examiner* — Melody Brown

(30) **Foreign Application Priority Data**

(74) *Attorney, Agent, or Firm* — Plumsea Law Group, LLC

May 25, 2012 (JP) ..... 2012-012391

(57) **CLAIM**

The ornamental design for, a rear bumper for an automobile, as shown and described.

(51) **LOC (10) Cl.** ..... **12-16**

**DESCRIPTION**

(52) **U.S. Cl.**  
USPC ..... **D12/169**

FIG. 1 is a perspective view of a rear bumper for an automobile, showing our new design;  
FIG. 2 is a front elevation view thereof;  
FIG. 3 is a top plan view thereof; and,  
FIG. 4 is a right side elevation view thereof.  
The broken lines are for illustrative purposes only and form no part of the claimed design.

(58) **Field of Classification Search**  
USPC ..... D12/169, 216, 90-92, 86, 171, 196,  
D12/163; 293/102, 113, 115, 117, 120;  
296/180.1, 180.2

See application file for complete search history.

**1 Claim, 4 Drawing Sheets**

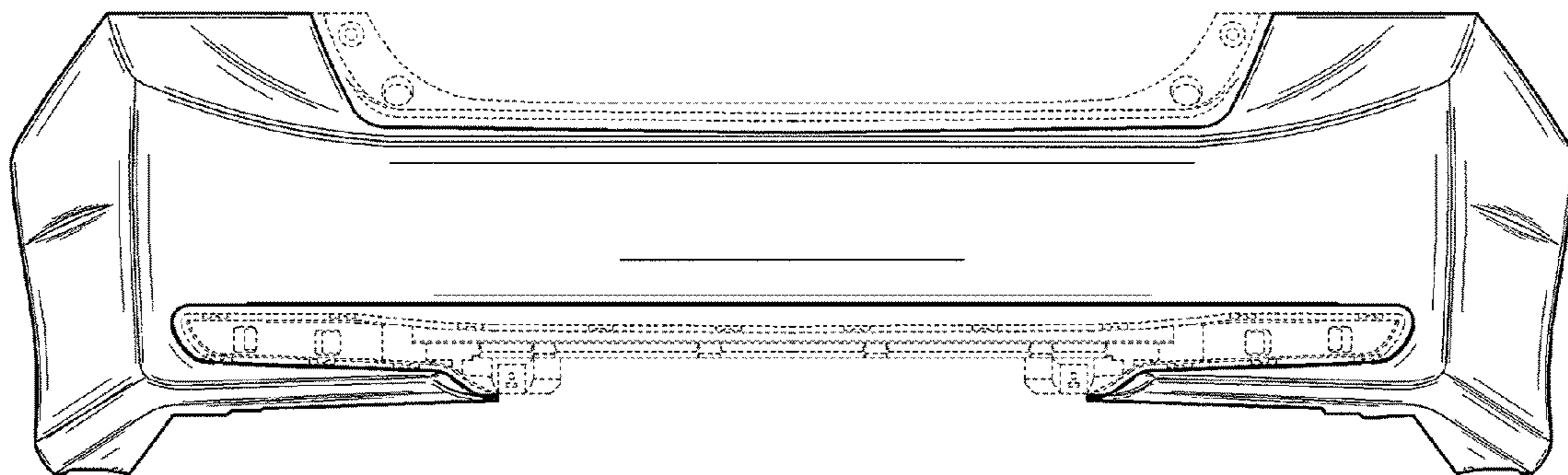


FIG. 1

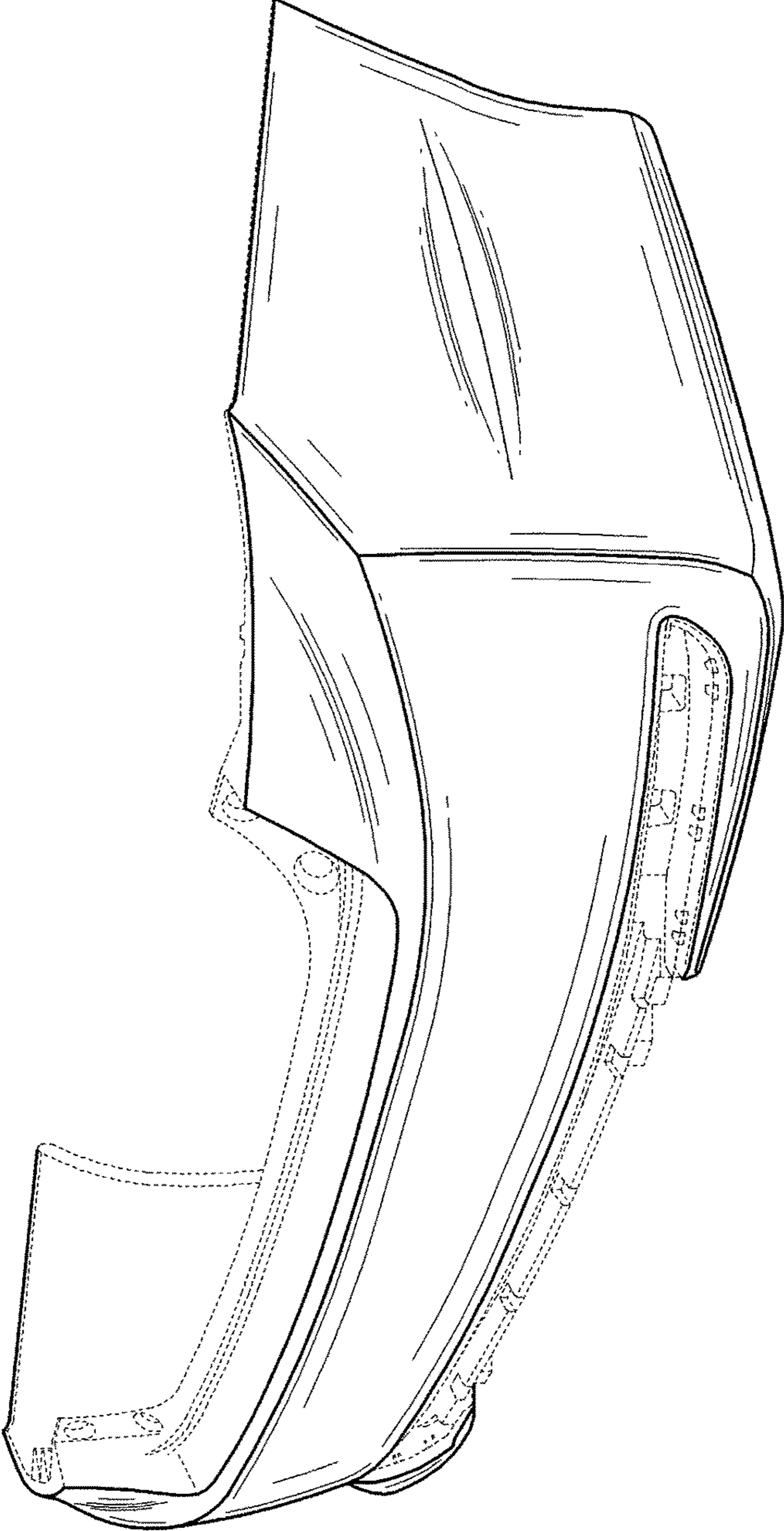


FIG. 2

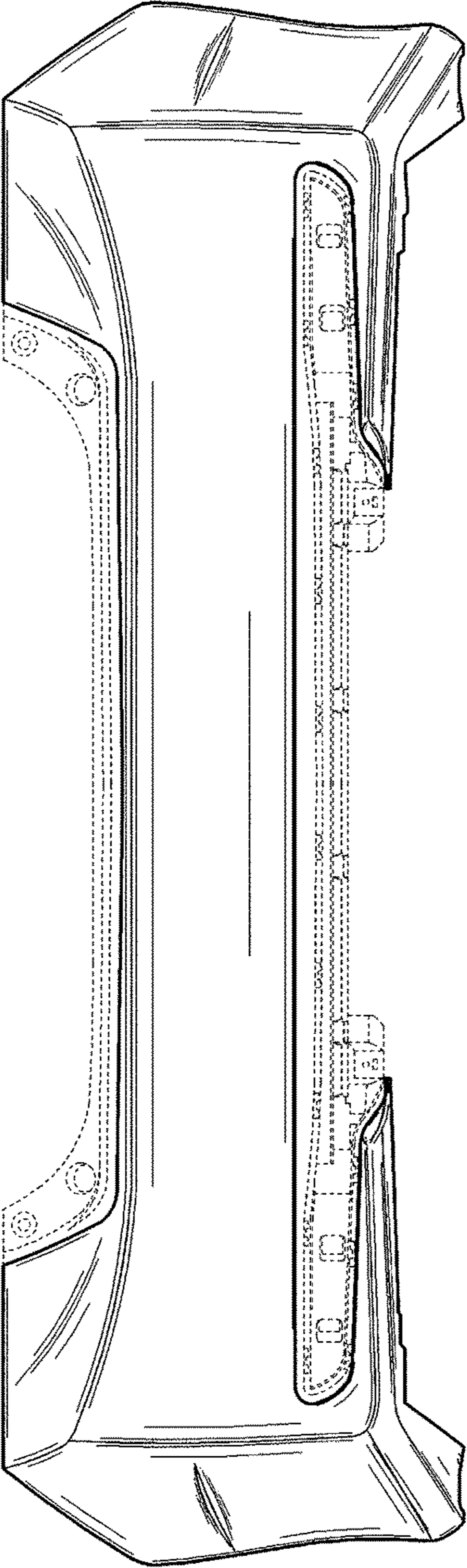



FIG. 3



F I G. 4

