



US00D700107S

(12) **United States Design Patent**  
**Badstuebner et al.**

(10) **Patent No.:** **US D700,107 S**

(45) **Date of Patent:** **\*\* Feb. 25, 2014**

(54) **VEHICLE**

FOREIGN PATENT DOCUMENTS

(75) Inventors: **Achim Badstuebner**, Munich (DE);  
**Cesar Muntada Roura**, Paffenhofen an  
der Ilm (DE)

EM 001913435-0001 9/2011  
JP 1450759 9/2012

(73) Assignee: **Audi AG**, Ingolstadt (DE)

(\*\*) Term: **14 Years**

(21) Appl. No.: **29/419,233**

(22) Filed: **Apr. 26, 2012**

(30) **Foreign Application Priority Data**

Oct. 26, 2011 (EM) ..... 001 938 267-0001

(51) **LOC (10) Cl.** ..... **12-08**

(52) **U.S. Cl.**  
USPC ..... **D12/93**

(58) **Field of Classification Search**  
USPC ..... D12/86, 88, 90, 91, 92; D21/424, 433,  
D21/434; 296/181.1, 181.5

See application file for complete search history.

(56) **References Cited**

U.S. PATENT DOCUMENTS

D520,910 S *	5/2006	Nordmann	.....	D12/91
D553,050 S *	10/2007	Barrington et al.	.....	D12/91
D558,094 S *	12/2007	Pfeiffer	.....	D12/91
D584,658 S *	1/2009	Minami	.....	D12/91
D592,550 S *	5/2009	Lawlis	.....	D12/91
D592,552 S *	5/2009	Wang et al.	.....	D12/91
D599,704 S *	9/2009	Frenzel et al.	.....	D12/91
D601,924 S *	10/2009	Bauer et al.	.....	D12/91
D609,135 S *	2/2010	Kim	.....	D12/91
D617,682 S *	6/2010	Frei et al.	.....	D12/91
D619,500 S *	7/2010	Hsu et al.	.....	D12/91
D621,747 S *	8/2010	Huet	.....	D12/91
D634,243 S *	3/2011	Frei et al.	.....	D12/91

OTHER PUBLICATIONS

Audi: Truth in Engineering—2011 A4 S4. Electronic Brochure. Aug. 3, 2010 [online], [retrieved on Apr. 18, 2013]. Retrieved from the Internet <URL: [http://www.auto-brochures.com/makes/Audi/A4/Audi\\_US%20A4\\_2011.pdf](http://www.auto-brochures.com/makes/Audi/A4/Audi_US%20A4_2011.pdf)>.\*

\* cited by examiner

*Primary Examiner* — Philip S Hyder

*Assistant Examiner* — Darlington Ly

(74) *Attorney, Agent, or Firm* — Lucas & Mercanti, LLP;  
Klaus P. Stoffel

(57) **CLAIM**

The ornamental design for a vehicle, as shown and described.

**DESCRIPTION**

FIG. 1 is a front, left side perspective view of the vehicle of the present invention;

FIG. 2 is a left side view thereof;

FIG. 3 is a right side view thereof;

FIG. 4 is a top view thereof;

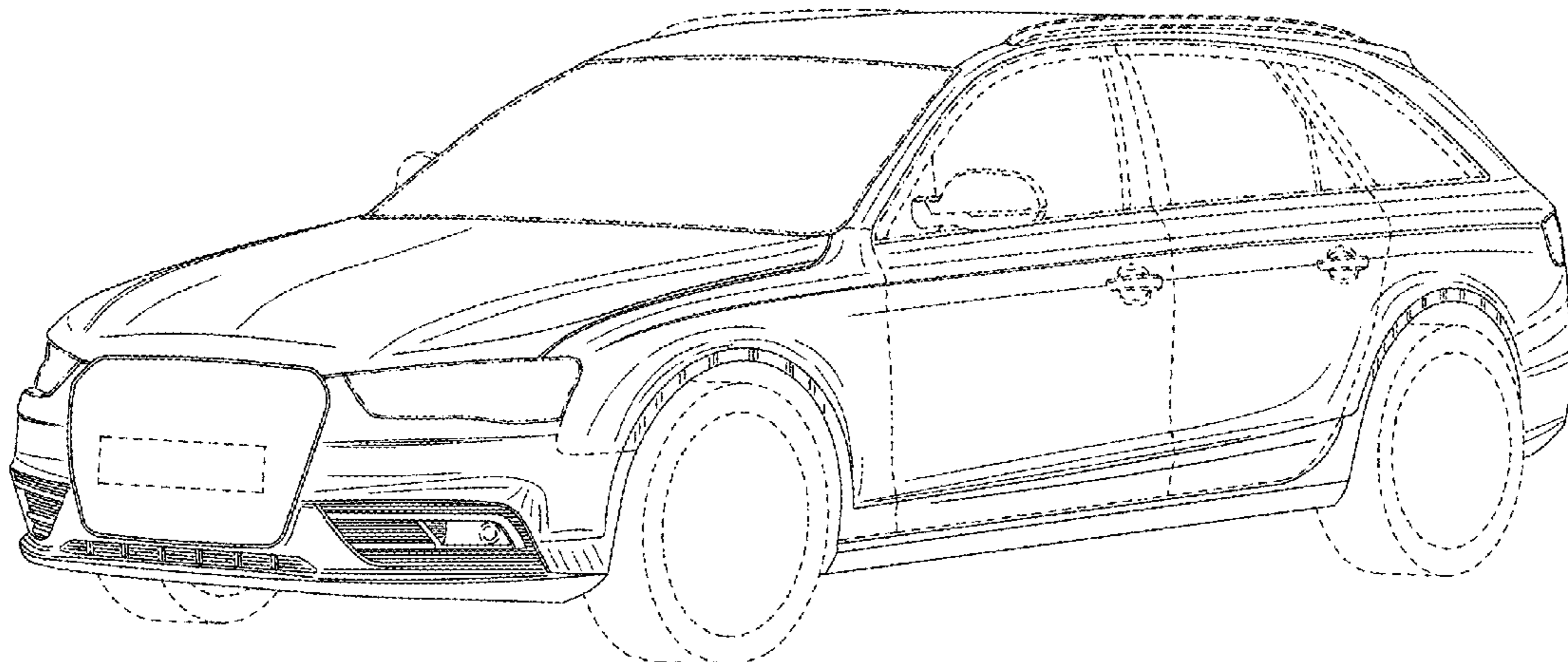
FIG. 5 is a rear view thereof;

FIG. 6 is a front view thereof; and,

FIG. 7 is a rear, left side perspective view thereof.

The even broken lines shown in the drawings illustrate portions of the vehicle that form no part of the claimed design. The dash-dot lines represent boundaries of the claimed design and form no part thereof.

**1 Claim, 7 Drawing Sheets**



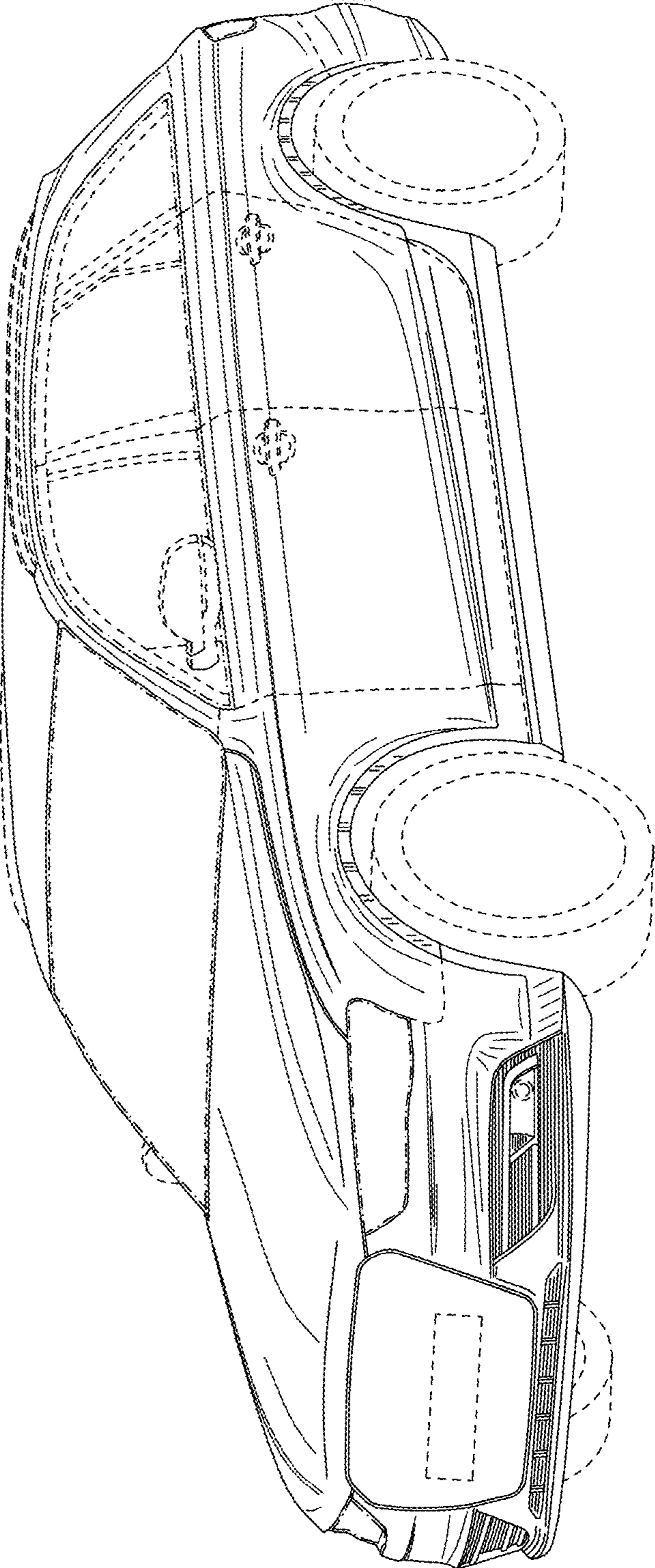


FIG. 1

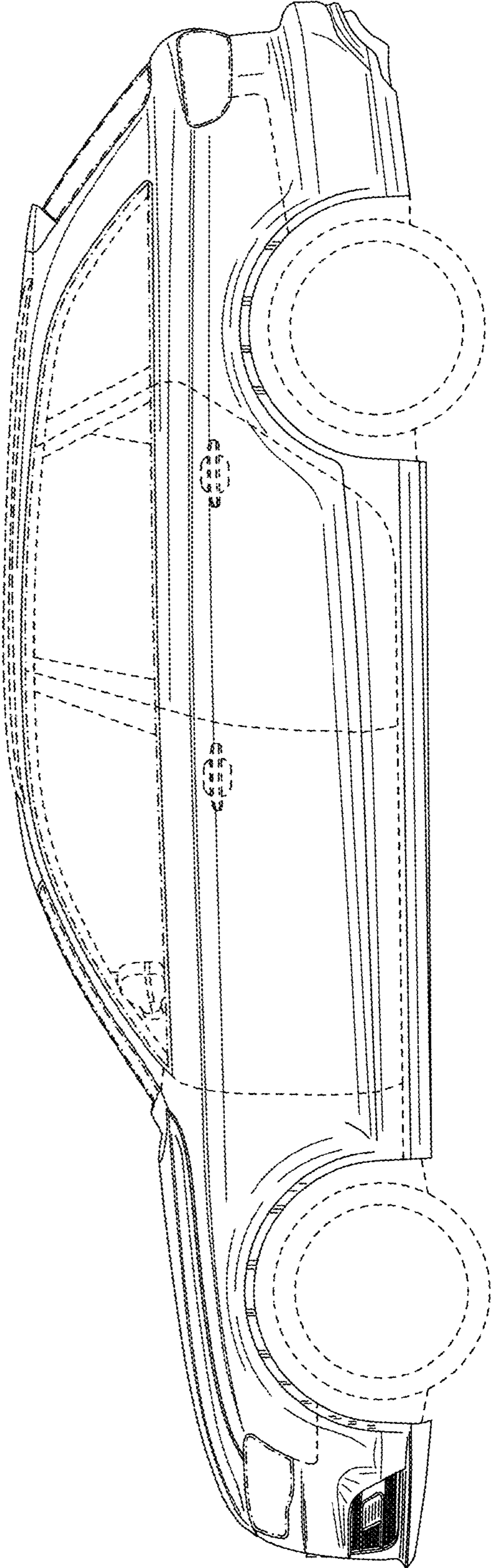


FIG. 2

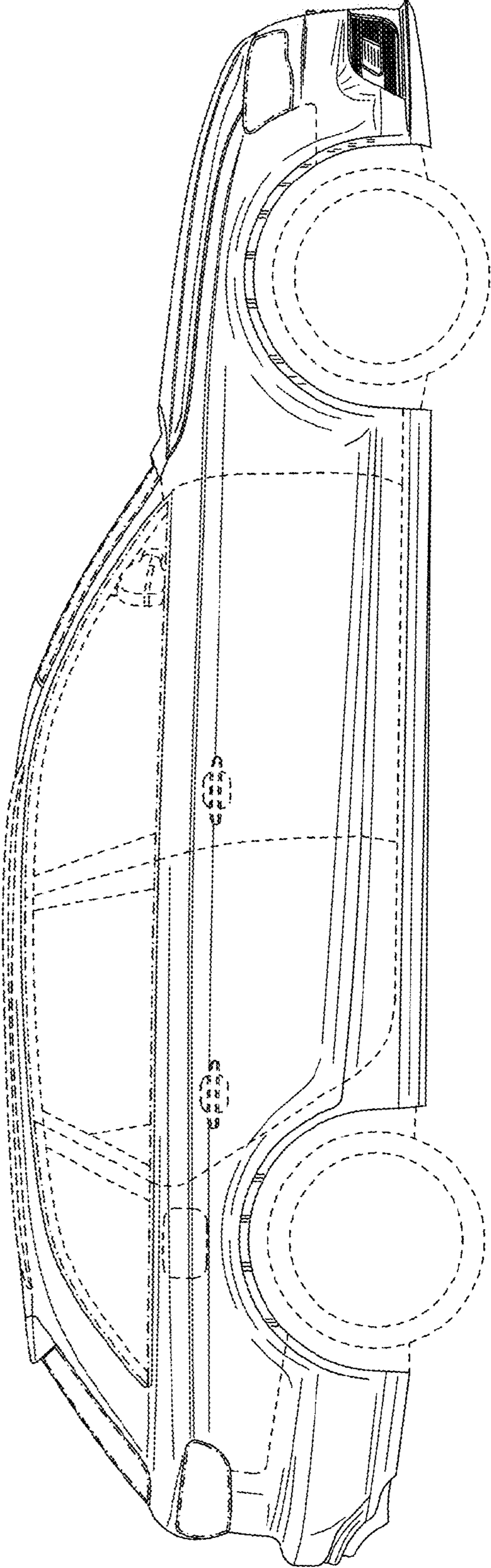


FIG. 3

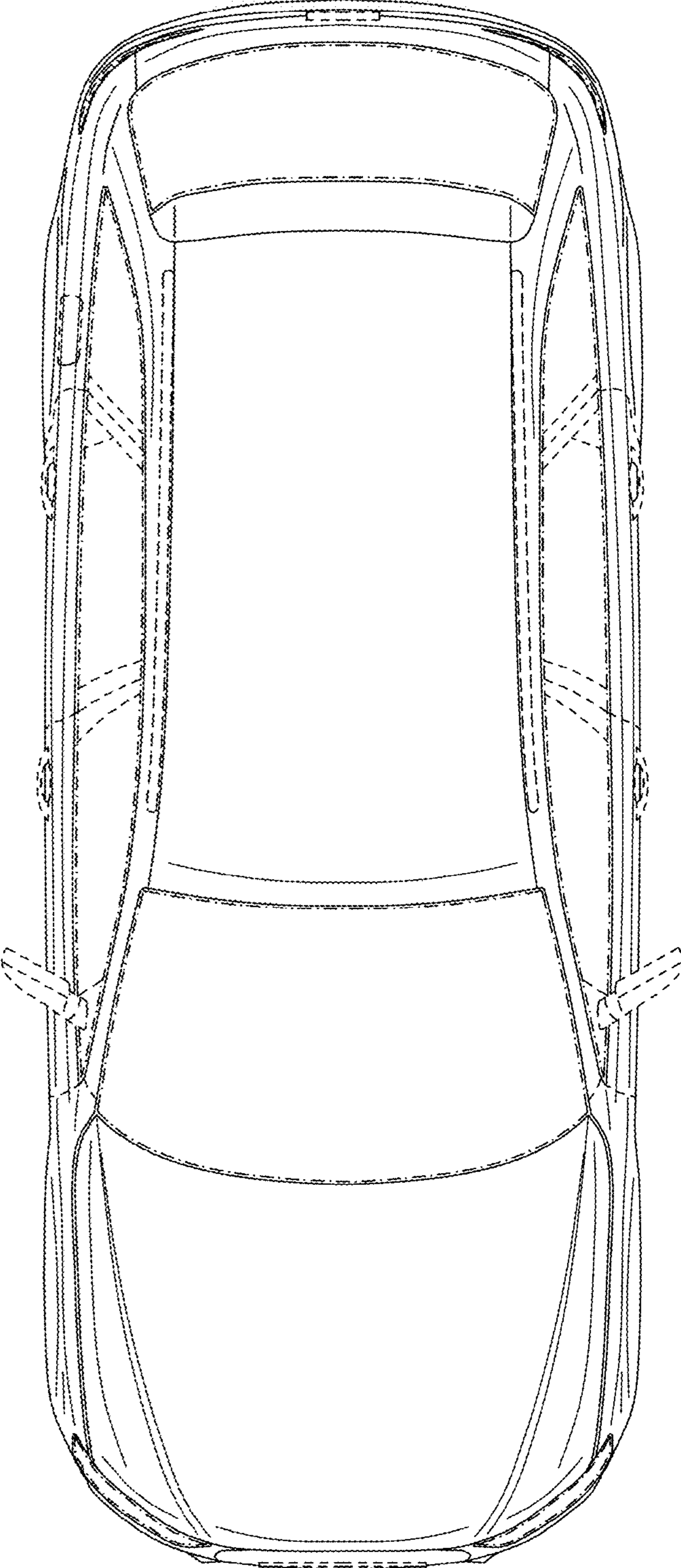


FIG. 4

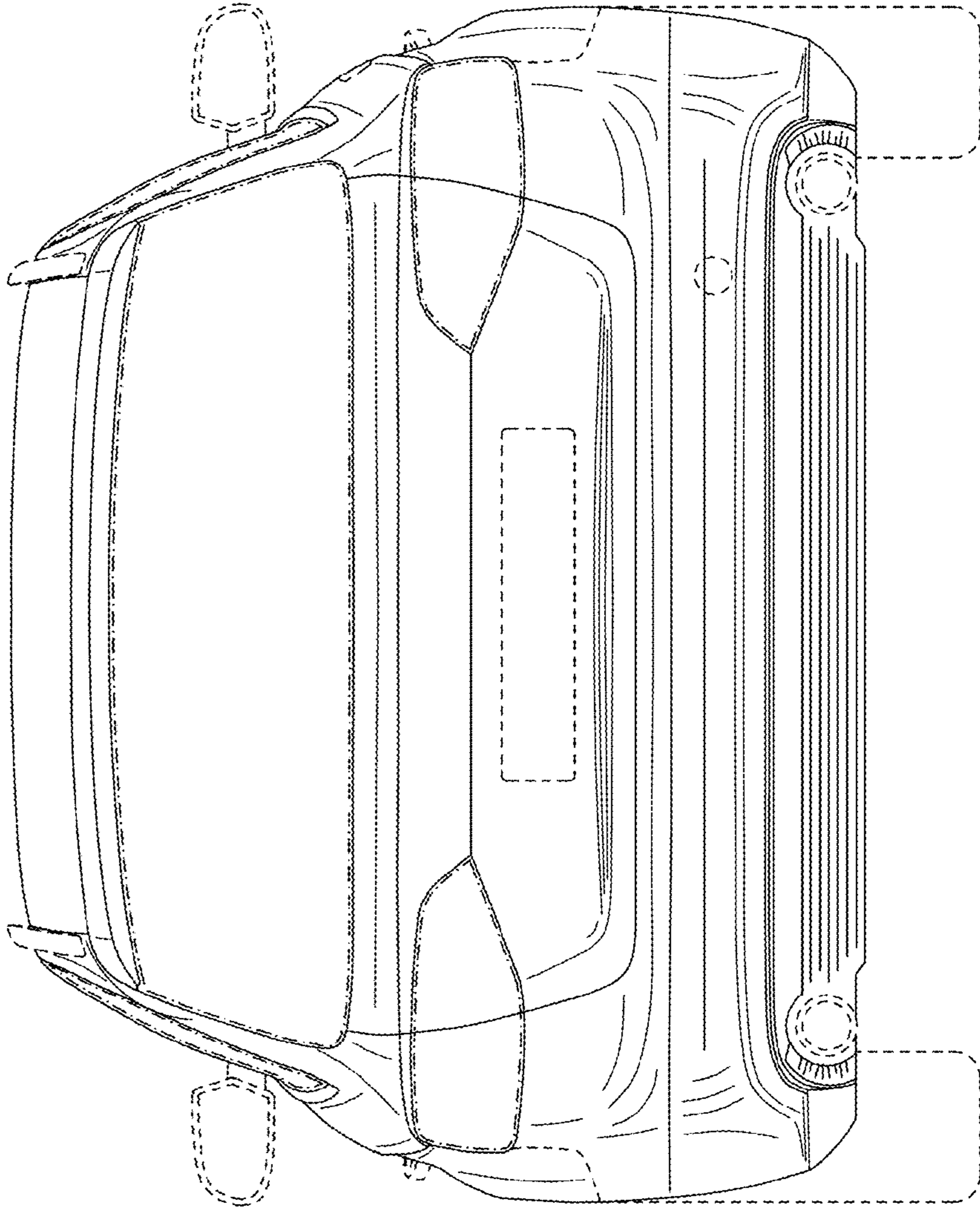


FIG. 5

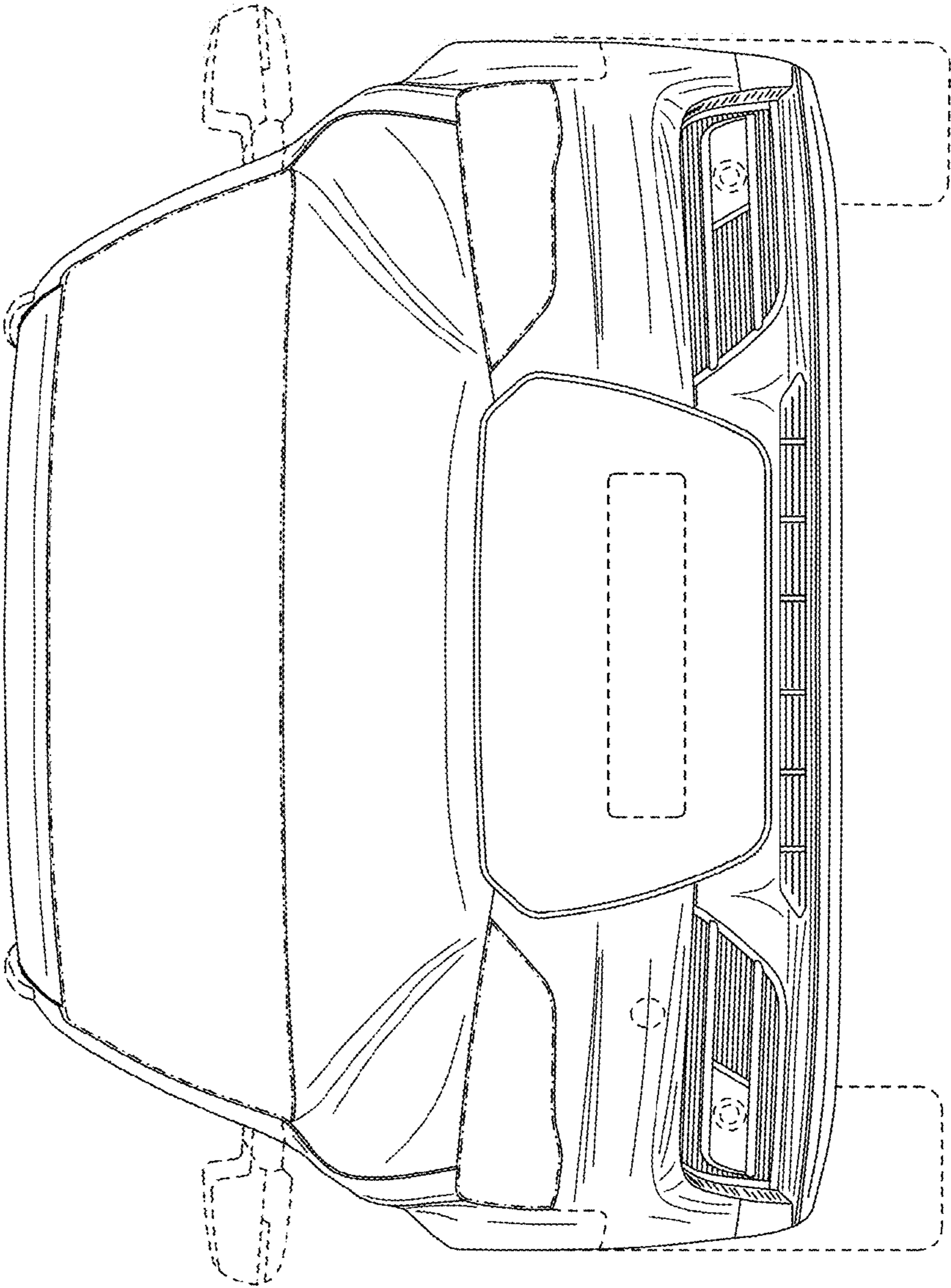


FIG. 6

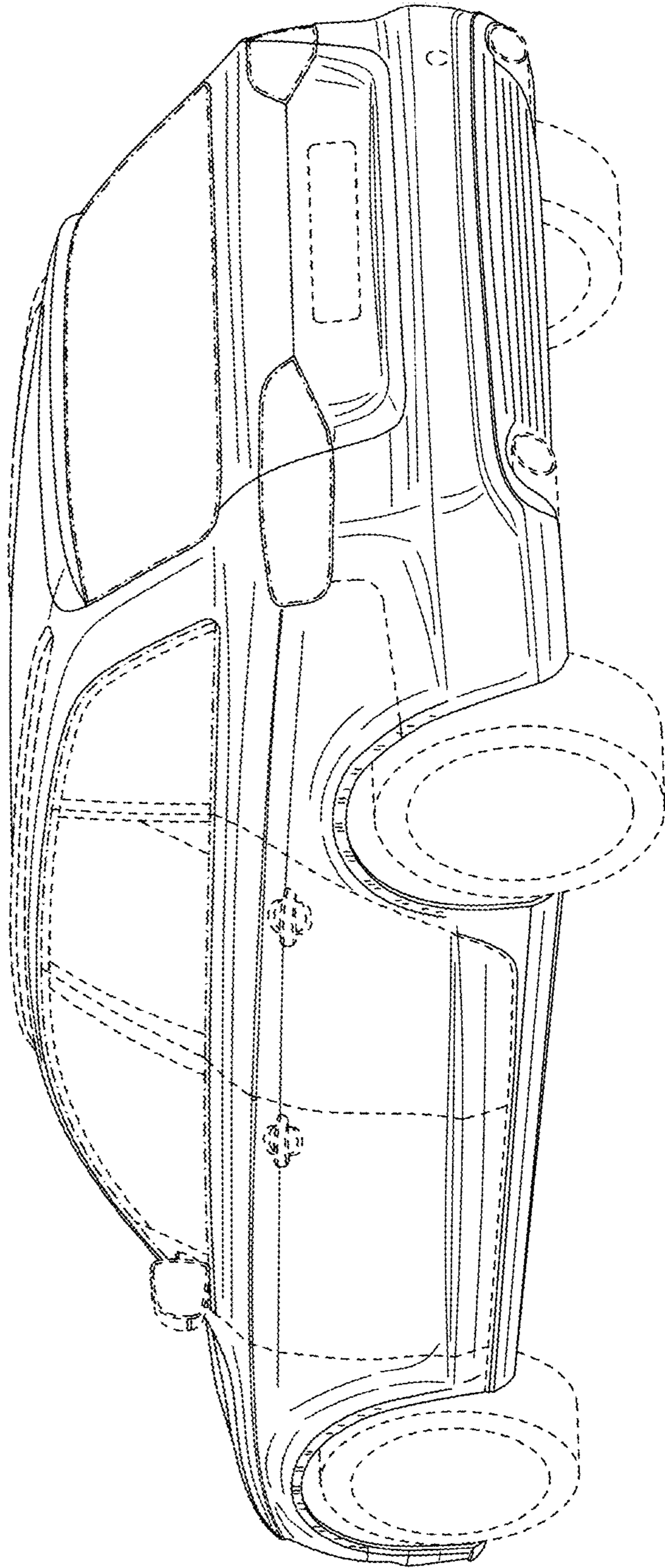


FIG. 7