



US00D700096S

(12) **United States Design Patent**
Cortez et al.

(10) **Patent No.:** **US D700,096 S**

(45) **Date of Patent:** **** Feb. 25, 2014**

(54) **VERTICAL PANEL HIGHWAY MARKER**

(71) Applicants: **Cristopher Alejandro Leon Cortez**, Mexicali (MX); **Alan Walter Knapper**, McCausland, IA (US); **Mark M. Rutenbeck**, Clinton, IA (US); **Alberto Gutierrez**, San Luis, AZ (US)

(72) Inventors: **Cristopher Alejandro Leon Cortez**, Mexicali (MX); **Alan Walter Knapper**, McCausland, IA (US); **Mark M. Rutenbeck**, Clinton, IA (US); **Alberto Gutierrez**, San Luis, AZ (US)

(73) Assignee: **Custom-Pak, Inc.**, Clinton, IA (US)

(**) Term: **14 Years**

(21) Appl. No.: **29/466,752**

(22) Filed: **Sep. 11, 2013**

(51) **LOC (10) Cl.** **10-05**

(52) **U.S. Cl.**
USPC **D10/113.3**

(58) **Field of Classification Search**
USPC D10/109, 113.1-113.4; 404/9-16
See application file for complete search history.

(56) **References Cited**

U.S. PATENT DOCUMENTS

5,749,673 A 5/1998 Kulp et al.
D412,131 S * 7/1999 Bent et al. D10/113.3

6,095,716 A 8/2000 Kulp et al.
6,305,312 B1 10/2001 Bent et al.
D498,161 S * 11/2004 Gagnon D10/113.3
D502,660 S * 3/2005 Feit et al. D10/113.3
7,730,845 B1 6/2010 Kulp et al.

* cited by examiner

Primary Examiner — George D Kirschbaum

(74) *Attorney, Agent, or Firm* — St. Onge Steward Johnston & Reens LLC

(57) **CLAIM**


The ornamental design for a vertical panel highway marker, as shown and described.

DESCRIPTION

FIG. 1 is a front left side isometric view of a vertical panel highway marker in accordance with the new design; FIG. 2 is a front elevational view thereof; FIG. 3 is a rear elevational view thereof; FIG. 4 is a left side elevational view thereof, a right side elevational view being a mirror image thereof; FIG. 5 is a top plan view thereof; FIG. 6 is a bottom plan view thereof; FIG. 7 is a cross-sectional view taken along the line "7-7" in FIG. 2; and, FIG. 8 is a cross-sectional view taken along the line "8-8" in FIG. 2.

The broken lines shown in FIGS. 1-8 illustrate portions of the vertical panel highway marker that form no part of the claimed design.

1 Claim, 6 Drawing Sheets



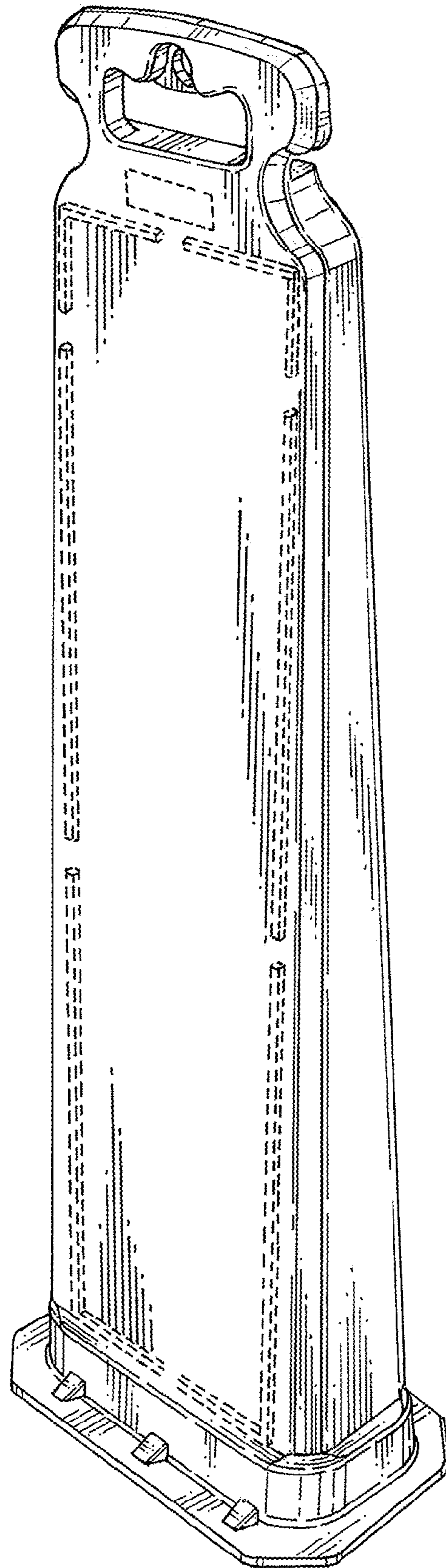


FIG. 1

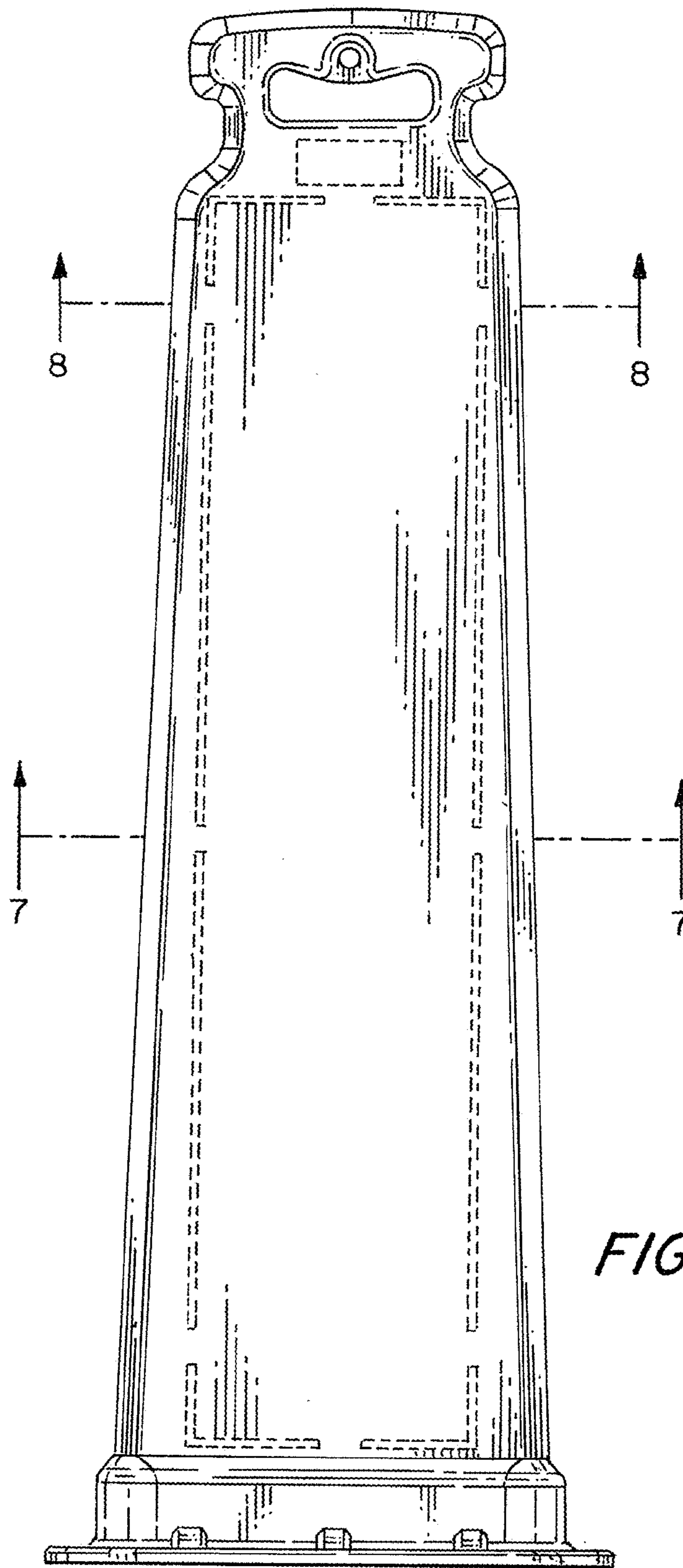


FIG. 2

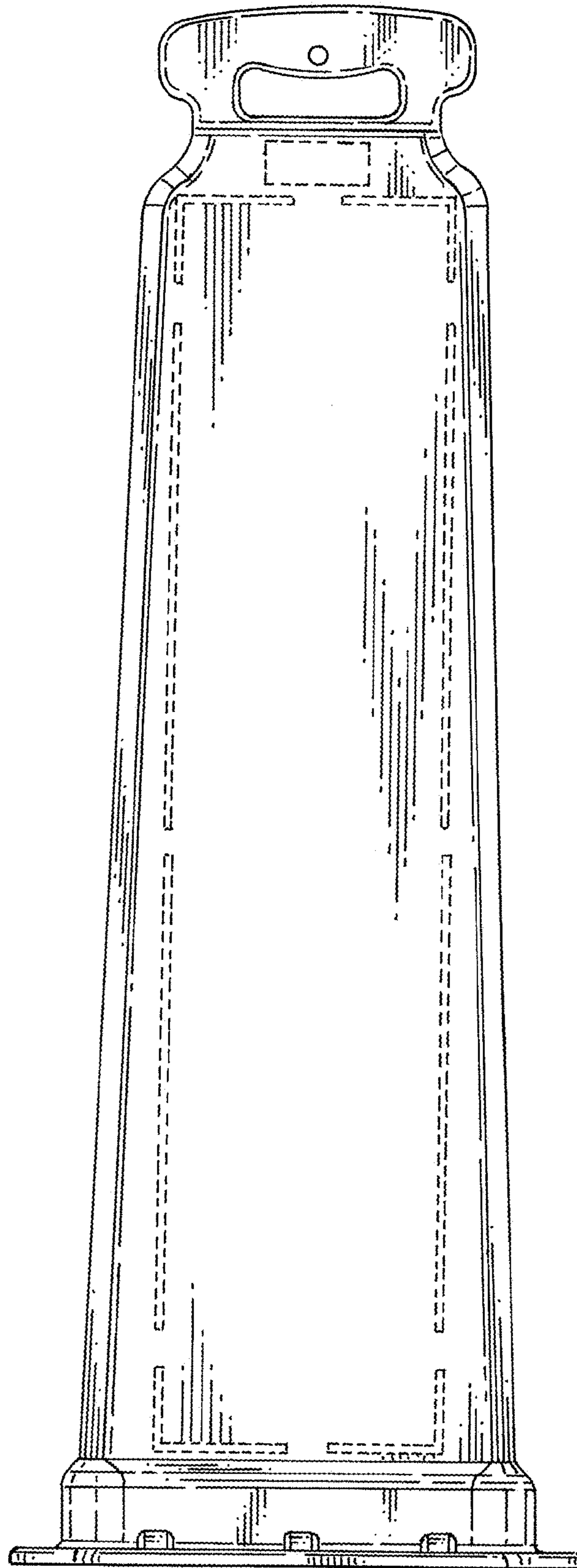


FIG. 3

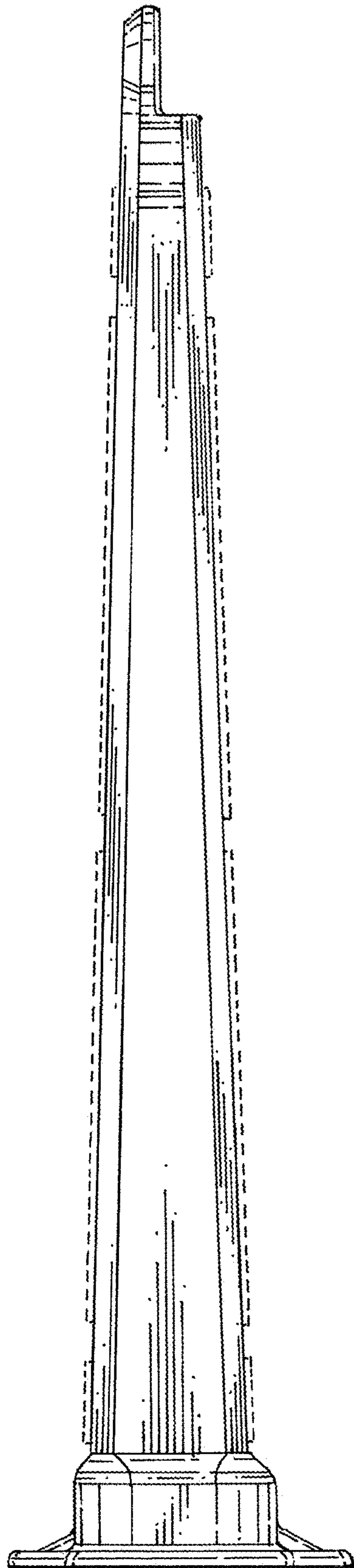


FIG. 4

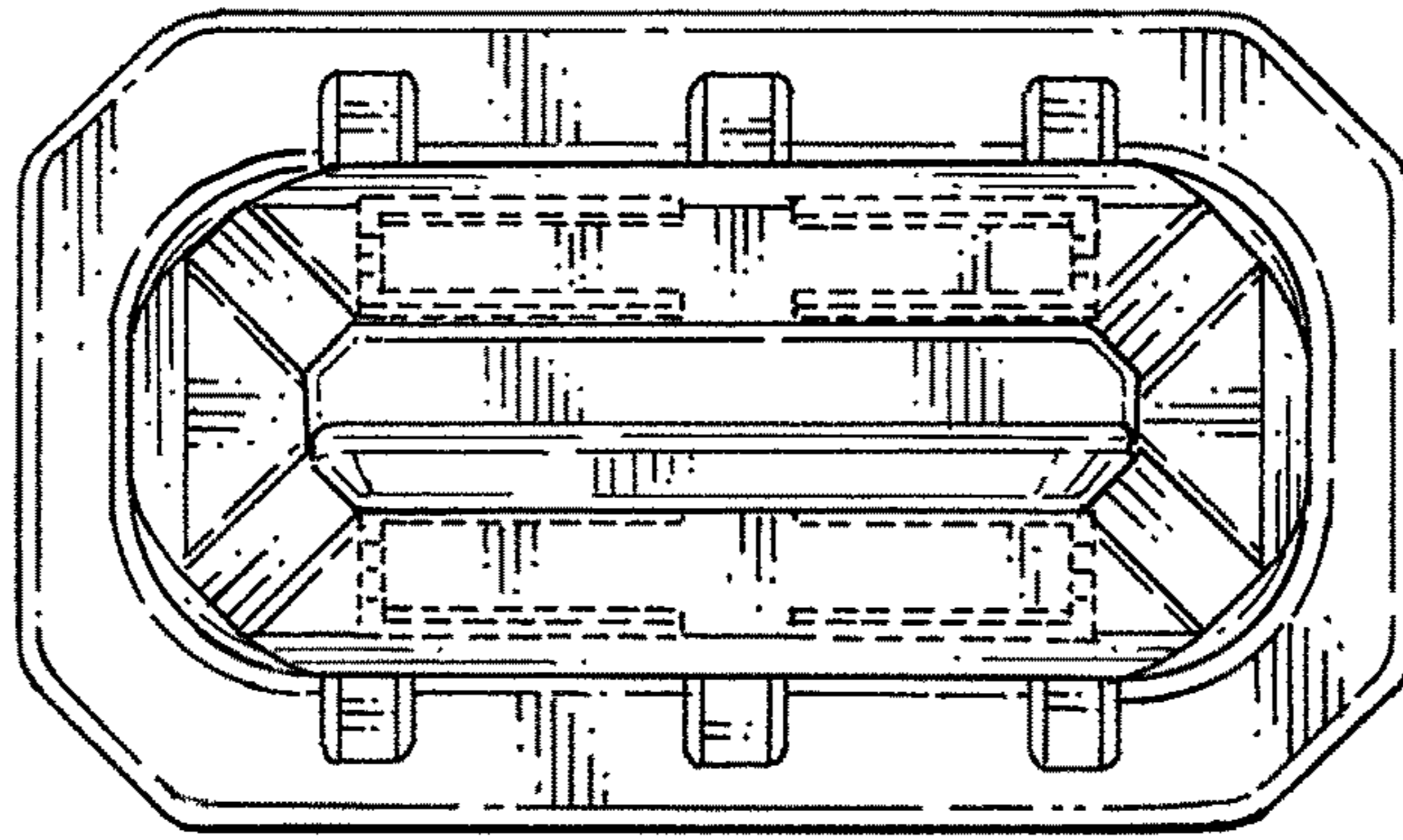


FIG. 5




FIG. 6




FIG. 7



FIG. 8