



US00D700075S

(12) **United States Design Patent**
Bould et al.

(10) **Patent No.:** **US D700,075 S**
(45) **Date of Patent:** **** Feb. 25, 2014**

(54) **HVAC CONTROL DEVICE**

(56) **References Cited**

(71) Applicant: **Nest Labs, Inc.**, Palo Alto, CA (US)

U.S. PATENT DOCUMENTS

(72) Inventors: **Fred Bould**, Menlo Park, CA (US);
Anthony Fadell, Portola Valley, CA
(US); **John B. Filson**, Mountain View,
CA (US); **Eric B. Daniels**, East Palo
Alto, CA (US)

D347,584	S	*	6/1994	Vogelpohl	D10/50
7,584,899	B2	*	9/2009	de Pauw et al.	236/94
7,592,923	B2	*	9/2009	Lax	340/628
8,371,164	B2	*	2/2013	Sneek	73/431
8,448,507	B2	*	5/2013	Salmi et al.	73/170.16
8,489,243	B2	*	7/2013	Fadell et al.	700/277

(73) Assignee: **Nest Labs, Inc.**, Palo Alto, CA (US)

* cited by examiner

(**) Term: **14 Years**

Primary Examiner — Antoine D Davis

(21) Appl. No.: **29/433,410**

(74) *Attorney, Agent, or Firm* — Kilpatrick Townsend & Stockton LLP

(22) Filed: **Sep. 28, 2012**

(57) **CLAIM**

(51) **LOC (10) Cl.** **10-04**

The ornamental design of an HVAC control device or portion thereof, as shown and described.

(52) **U.S. Cl.**

DESCRIPTION

USPC **D10/49**; D10/50

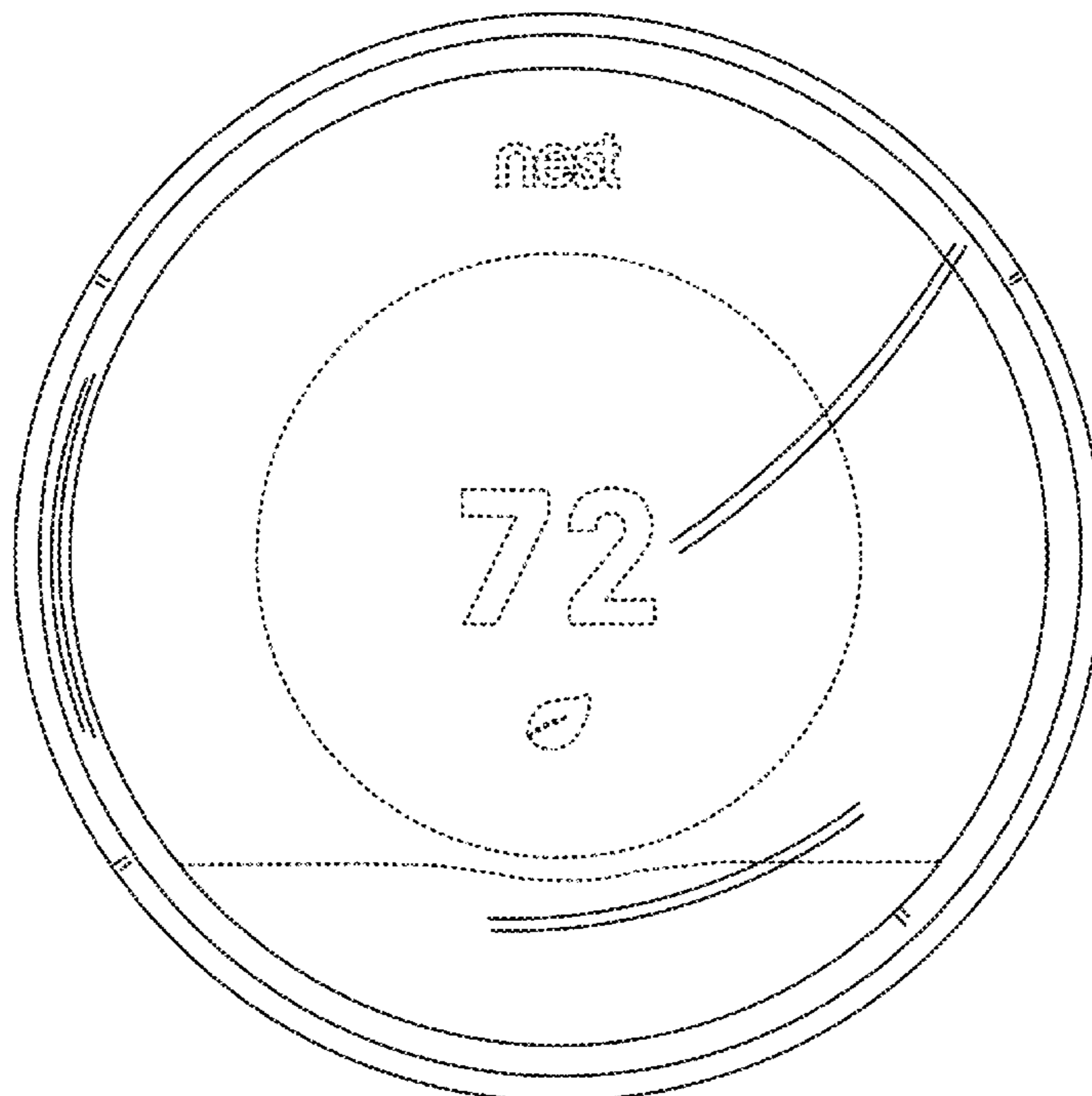
(58) **Field of Classification Search**

USPC D10/49–50, 106.5; D13/162; 55/270,
55/274, 279, DIG. 7, DIG. 34; 62/125–230;
236/46 R, 47, 94, 44 C, 44 R, 49.3, 44 A,
236/96, 91 R–101 E, DIG. 13, DIG. 19;
337/112, 327, 360; 340/602, 627, 632,
340/634; 361/346; 364/141, 146, 147, 188,
364/420, 557; 454/229, 239, 256, 257, 258;
700/18, 159, 181

FIG. 1 is a front view of an HVAC control device, showing our new design;
FIG. 2 is a bottom view thereof;
FIG. 3 is a right side view thereof, the left side view thereof being a mirror image of the right side view thereof; and,
FIG. 4 is a perspective view thereof.
The broken line showings in the preceding FIGURES form no part of the claimed design.

See application file for complete search history.

1 Claim, 3 Drawing Sheets






FIG. 1

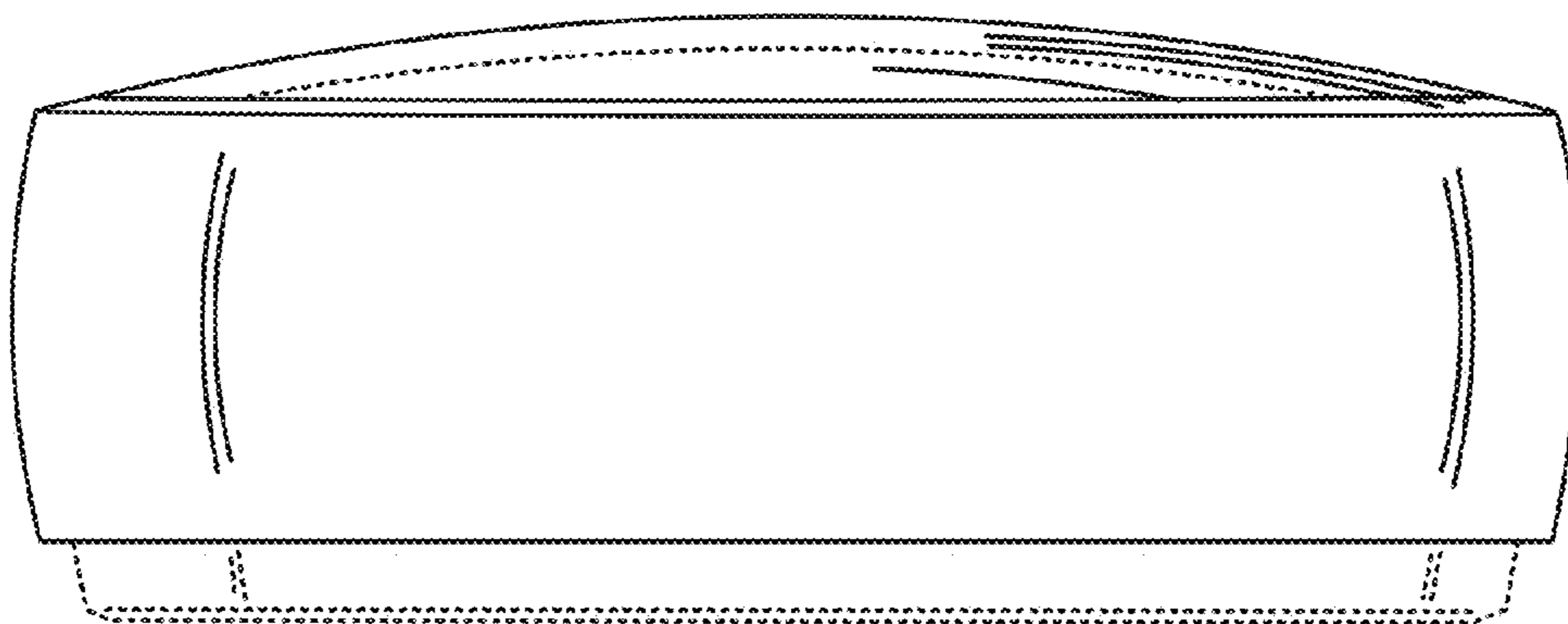


FIG. 2




FIG. 3




FIG. 4