

US00D700071S

(12) **United States Design Patent**
Scott

(10) **Patent No.:** **US D700,071 S**
(45) **Date of Patent:** **** Feb. 25, 2014**

(54) **WRISTWATCH**

(76) Inventor: **Jeremy Scott**, Los Angeles, CA (US)

(**) Term: **14 Years**

(21) Appl. No.: **29/430,590**

(22) Filed: **Aug. 28, 2012**

Related U.S. Application Data

(62) Division of application No. 29/406,784, filed on Nov. 18, 2011, now Pat. No. Des. 668,966.

(30) **Foreign Application Priority Data**

May 23, 2011 (WO) DM/076 123

(51) **LOC (10) Cl.** **10-02**

(52) **U.S. Cl.**
USPC **D10/32; D10/31; D10/35**

(58) **Field of Classification Search**
USPC D10/30-39, 122-132; 368/276, 281,
368/282, 294, 295, 285, 286, 287, 283
See application file for complete search history.

(56) **References Cited**

U.S. PATENT DOCUMENTS

D73,957	S	*	11/1927	Becker	D10/38
3,162,008	A	*	12/1964	Berger et al.	368/80
3,585,794	A	*	6/1971	Klingenberg	368/281
3,733,809	A	*	5/1973	Reiter et al.	368/232
D311,143	S	*	10/1990	Lipp	D10/31
5,008,869	A	*	4/1991	Dweck	368/228
D345,522	S	*	3/1994	Kaneko	D10/126

D345,523	S	*	3/1994	Kaneko	D10/126
D346,129	S	*	4/1994	Kaneko	D10/126
D346,342	S	*	4/1994	Kaneko	D10/126
D351,107	S	*	10/1994	Kaneko	D10/32
D385,201	S	*	10/1997	Jou	D10/32
D396,194	S	*	7/1998	Bruce	D10/31
D449,998	S	*	11/2001	Butler	D10/32
D470,778	S	*	2/2003	Berke	D10/32
D476,906	S	*	7/2003	Nussbaum	D10/30
D570,710	S	*	6/2008	Wong	D10/30
D617,212	S	*	6/2010	Behling	D10/38
D649,072	S	*	11/2011	Scott	D10/32
D651,098	S	*	12/2011	Scott	D10/32
D668,966	S	*	10/2012	Scott	D10/32

* cited by examiner

Primary Examiner — Lucy Lieberman

(74) *Attorney, Agent, or Firm* — Donald J. Ranft; Collen IP

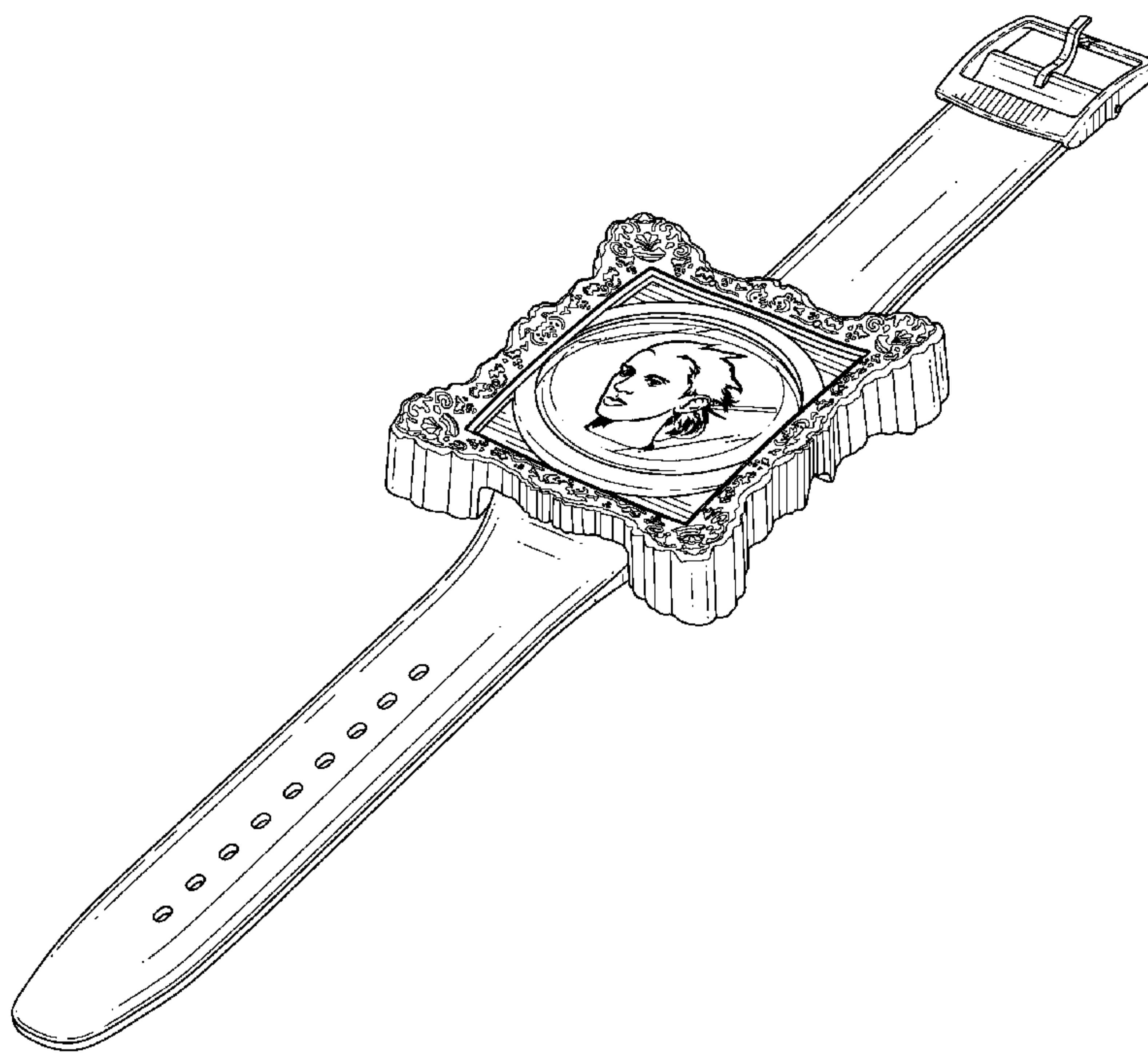
(57) **CLAIM**

The ornamental design for a wristwatch, as shown and described.

DESCRIPTION

FIG. 1 is a front perspective view of a wristwatch showing my new design;
FIG. 2 is a right side view thereof;
FIG. 3 is a left side view thereof;
FIG. 4 is a bottom view thereof;
FIG. 5 is a top view thereof;
FIG. 6 is a front view thereof; and,
FIG. 7 is a rear view thereof.
The portions of the wristwatch shown in broken lines form no part of the claimed design.

1 Claim, 3 Drawing Sheets



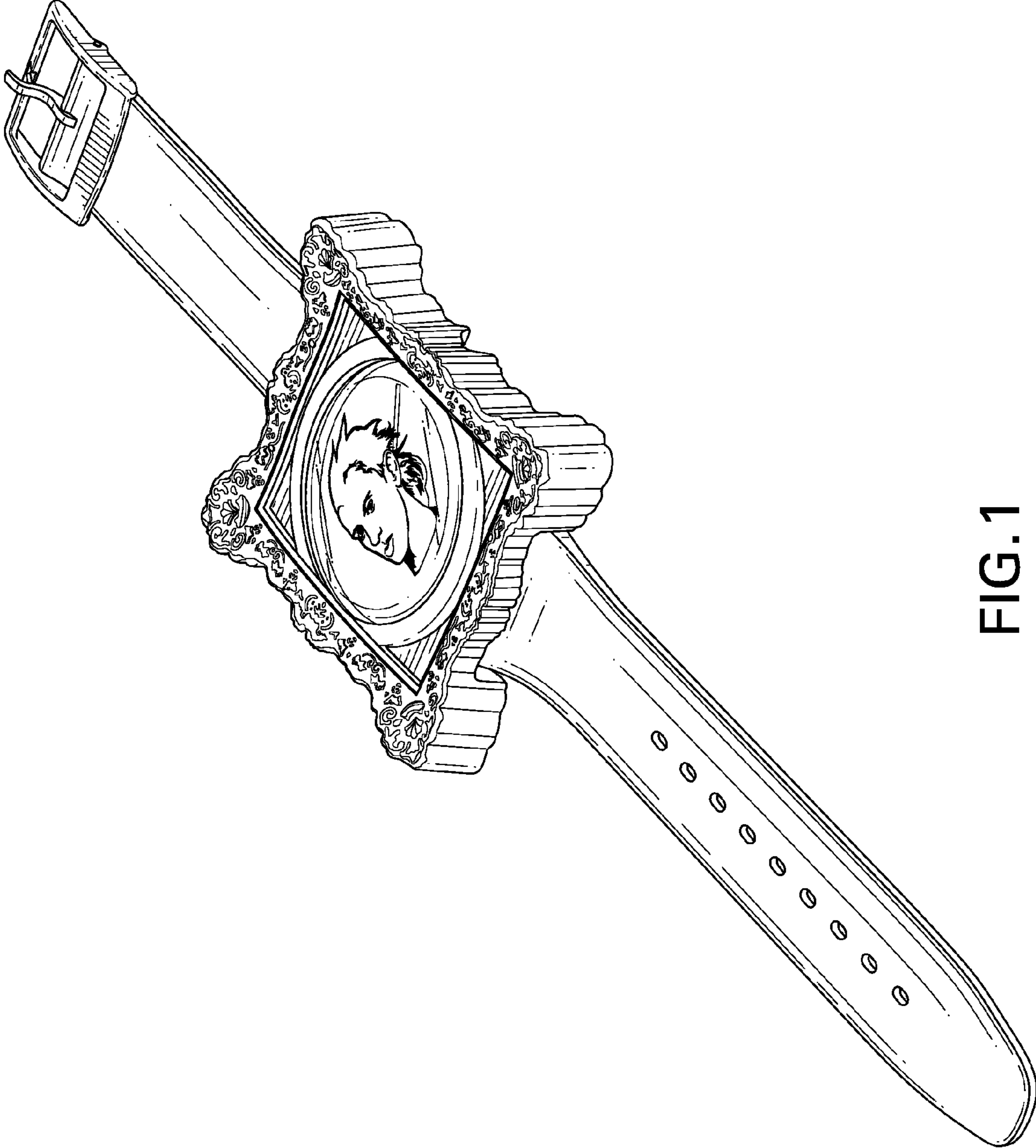


FIG. 1

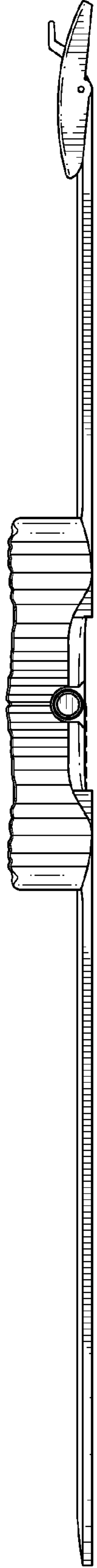


FIG. 2

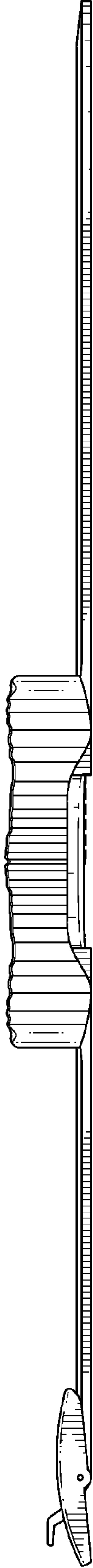


FIG. 3

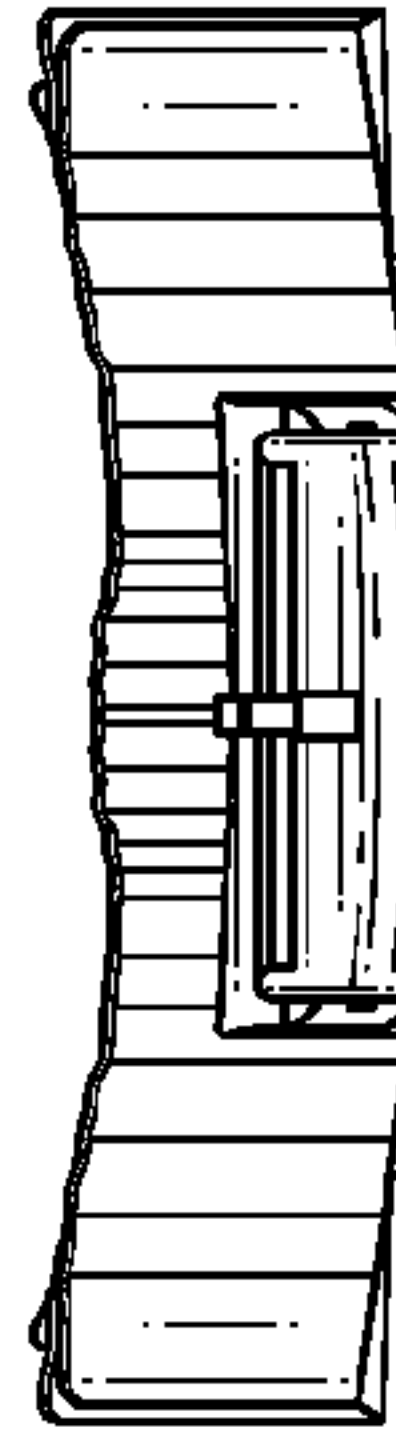


FIG. 5

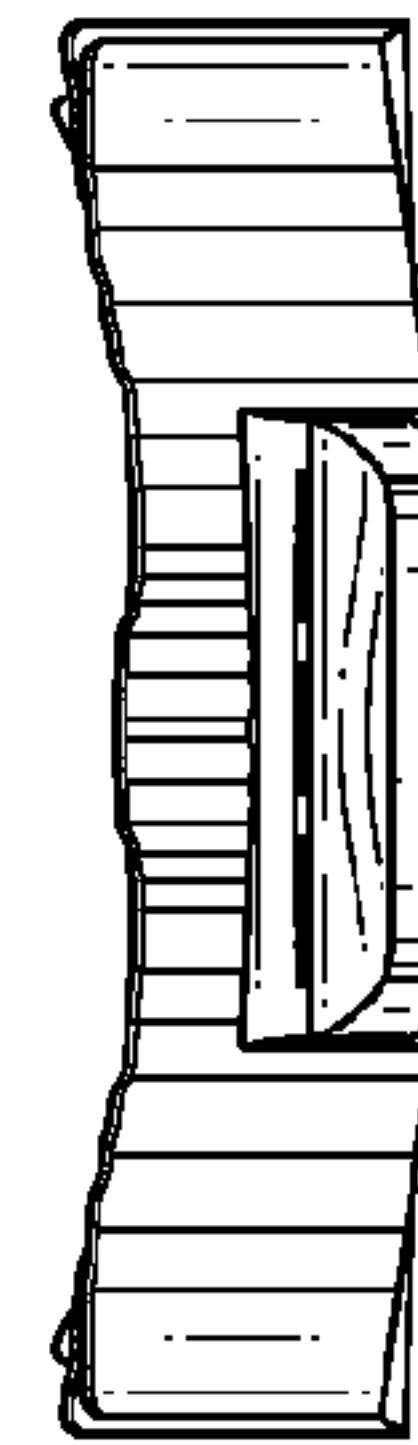


FIG. 4




FIG. 6

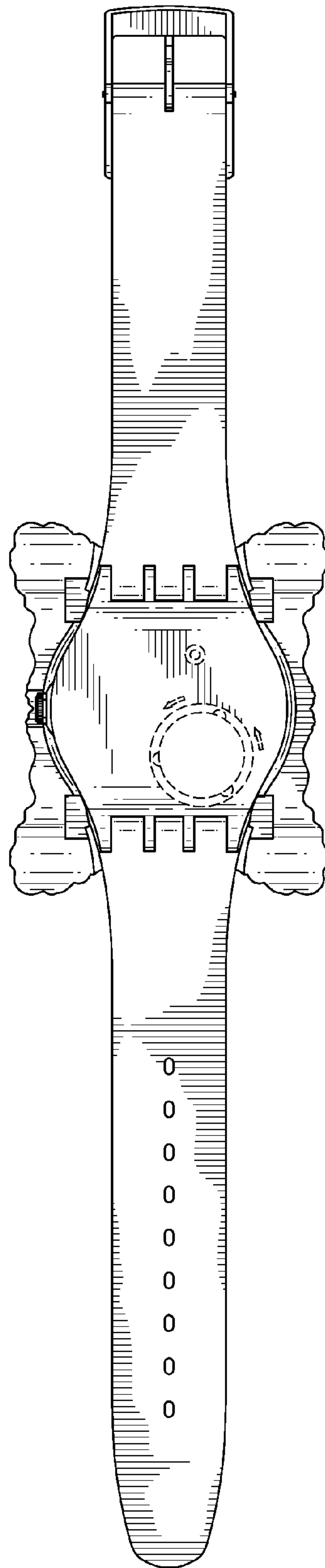


FIG. 7