



US00D700067S

(12) **United States Design Patent**  
**Murray**

(10) **Patent No.:** **US D700,067 S**  
(45) **Date of Patent:** **\*\* Feb. 25, 2014**

- (54) **FLEXIBLE POUCH**
- (71) Applicant: **Pouch Pac Innovations, LLC**, Sarasota, FL (US)
- (72) Inventor: **R. Charles Murray**, Sarasota, FL (US)
- (73) Assignee: **Pouch Pac Innovations, LLC**, Sarasota, FL (US)

D563,243 S	3/2008	Murray	
D571,672 S *	6/2008	Murray	D9/710
D584,168 S *	1/2009	Murray	D9/710
D600,568 S	9/2009	Murray	
D642,933 S *	8/2011	Schroeder et al.	D9/710
D676,335 S *	2/2013	Murray	D9/707
D676,336 S *	2/2013	Murray	D9/707
D684,481 S *	6/2013	Campos	D9/710
D685,648 S *	7/2013	Berman	D9/710
D686,089 S *	7/2013	Murray	D9/710

\* cited by examiner

(\*\*) Term: **14 Years**

(21) Appl. No.: **29/449,121**

(22) Filed: **Mar. 14, 2013**

(51) **LOC (10) Cl.** ..... **09-05**

(52) **U.S. Cl.**  
USPC ..... **D9/710**

(58) **Field of Classification Search**  
USPC ..... D9/702-714, 434-435, 522, 696, 440,  
D9/444, 415-417; 206/822, 811; 383/61.1,  
383/63, 80-81, 106, 103-104, 203, 901,  
383/108, 119; 222/92, 107, 215; 220/260,  
220/288, 495.03; D24/118; D7/317, 321  
See application file for complete search history.

(56) **References Cited**

**U.S. PATENT DOCUMENTS**

D453,295 S *	2/2002	Bell et al.	D9/710
D463,266 S *	9/2002	Zappa	D9/710
D463,267 S *	9/2002	Dennis et al.	D9/710
D466,002 S *	11/2002	Jones	D9/710
D473,458 S *	4/2003	Dennis et al.	D9/710
D557,614 S	12/2007	Murray	
D563,242 S	3/2008	Murray	

*Primary Examiner* — Caron D Veynar

*Assistant Examiner* — Abraham Bahta

(74) *Attorney, Agent, or Firm* — Gifford, Krass, Sprinkle, Anderson & Citkowski, P.C.

(57) **CLAIM**


The ornamental design for a flexible pouch, as shown and described.

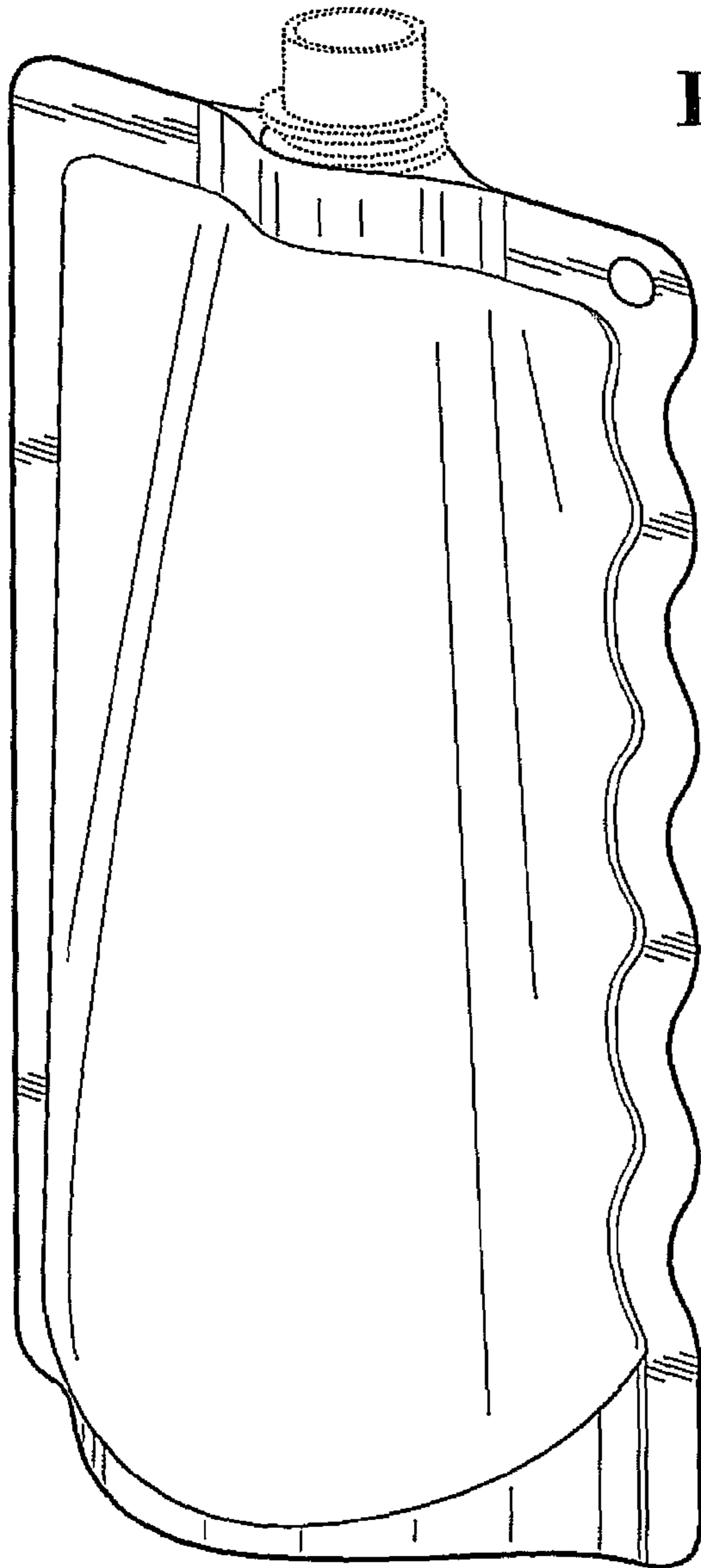
**DESCRIPTION**

FIG. 1 is a perspective view of the front of a filled embodiment of the flexible pouch;  
FIG. 2 is an elevational view of the front of the filled embodiment of the flexible pouch of FIG. 1;  
FIG. 3 is an elevational view of the side of the filled embodiment of the flexible pouch of FIG. 1;  
FIG. 4 is a plan top view of the filled embodiment of the flexible pouch of FIG. 1; and,  
FIG. 5 is a plan bottom view of the filled embodiment of the flexible pouch of FIG. 1.

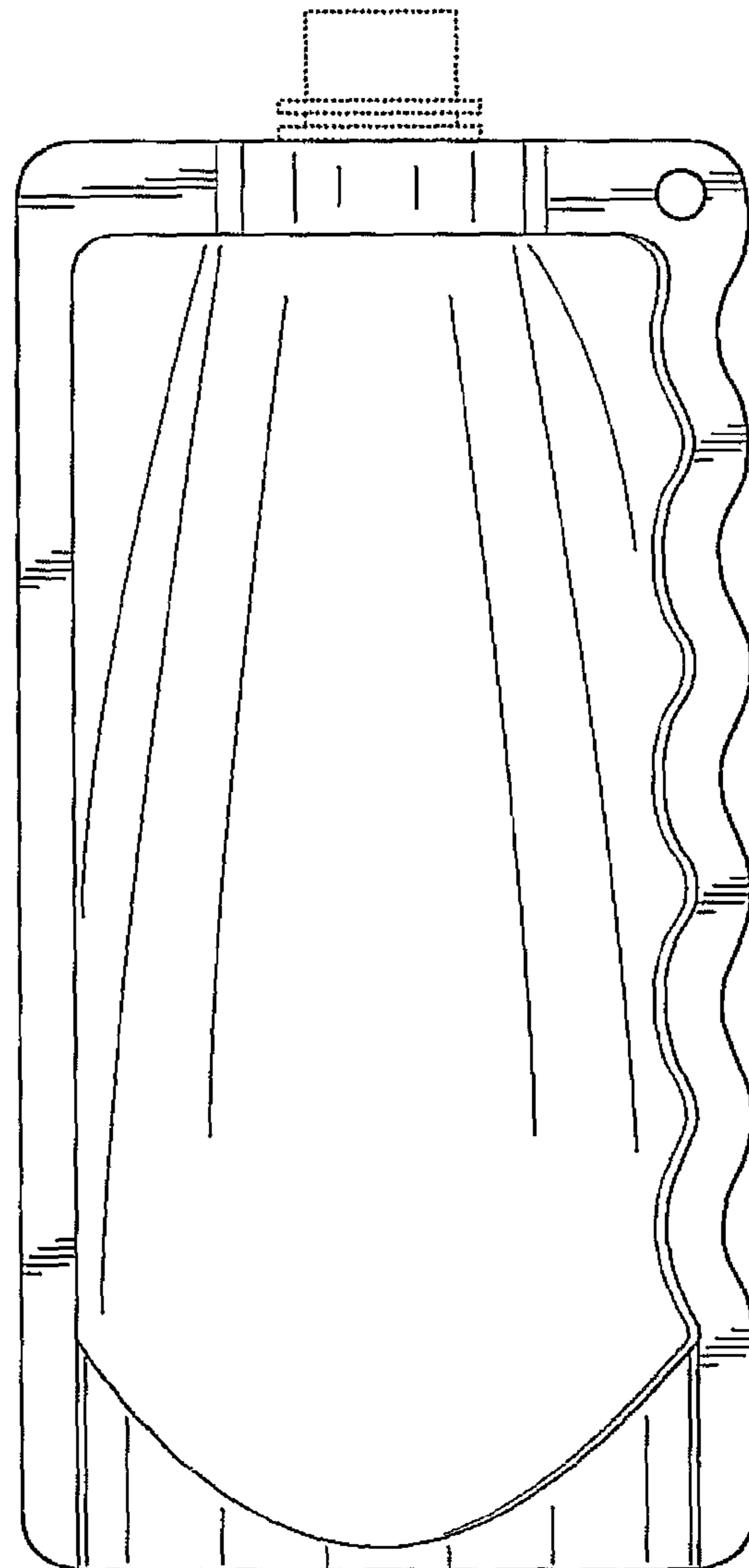
It should be appreciated that the broken lines are merely illustrative of the environment of the design, and not part of the claimed design.

**1 Claim, 2 Drawing Sheets**



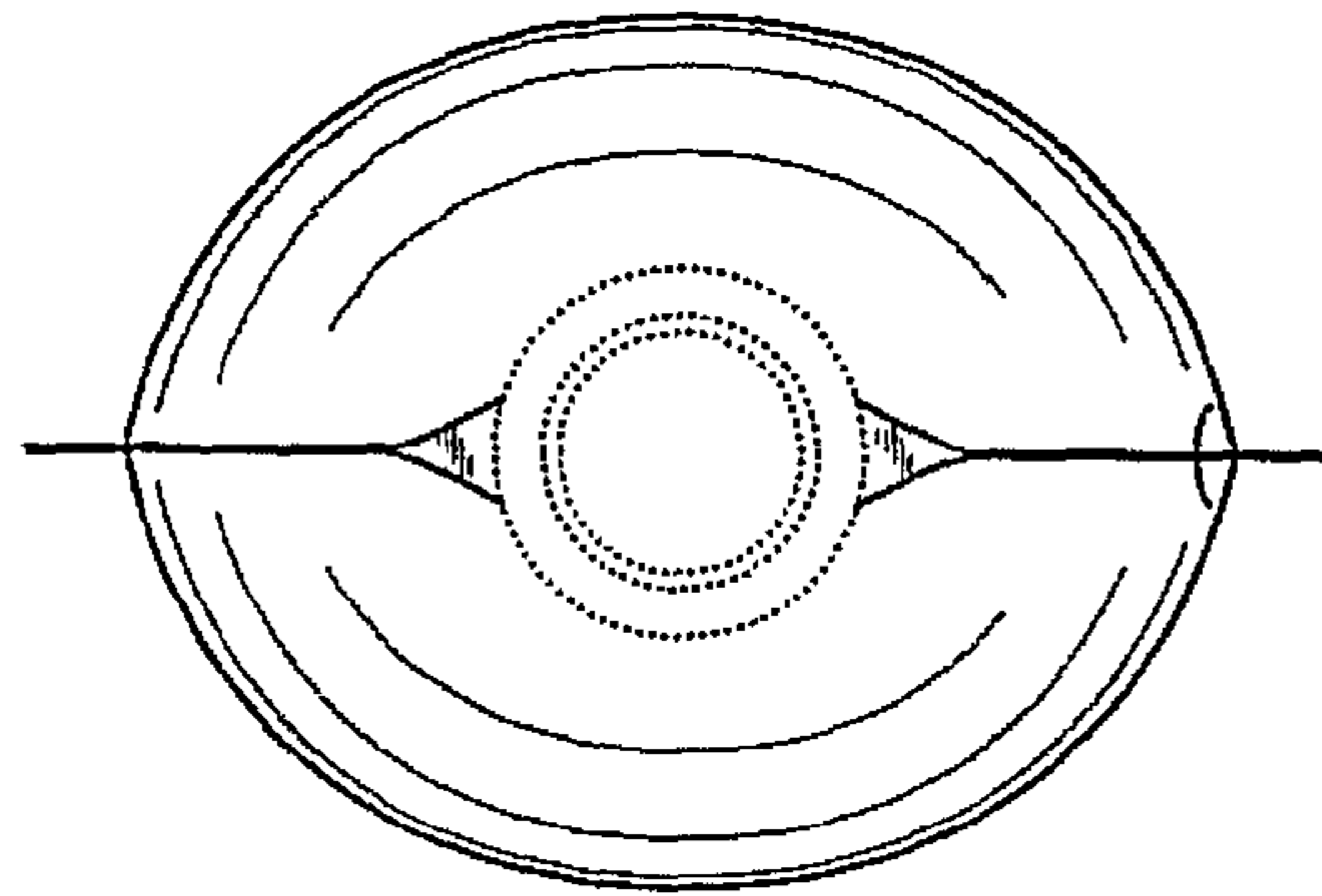
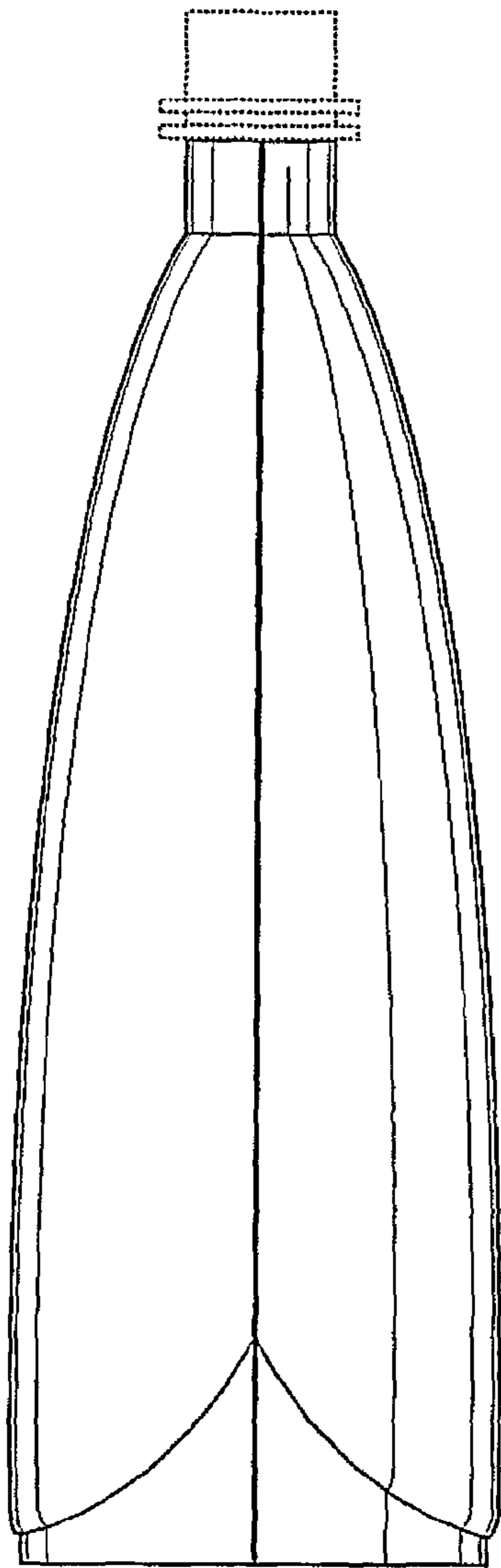


**FIG. 1**

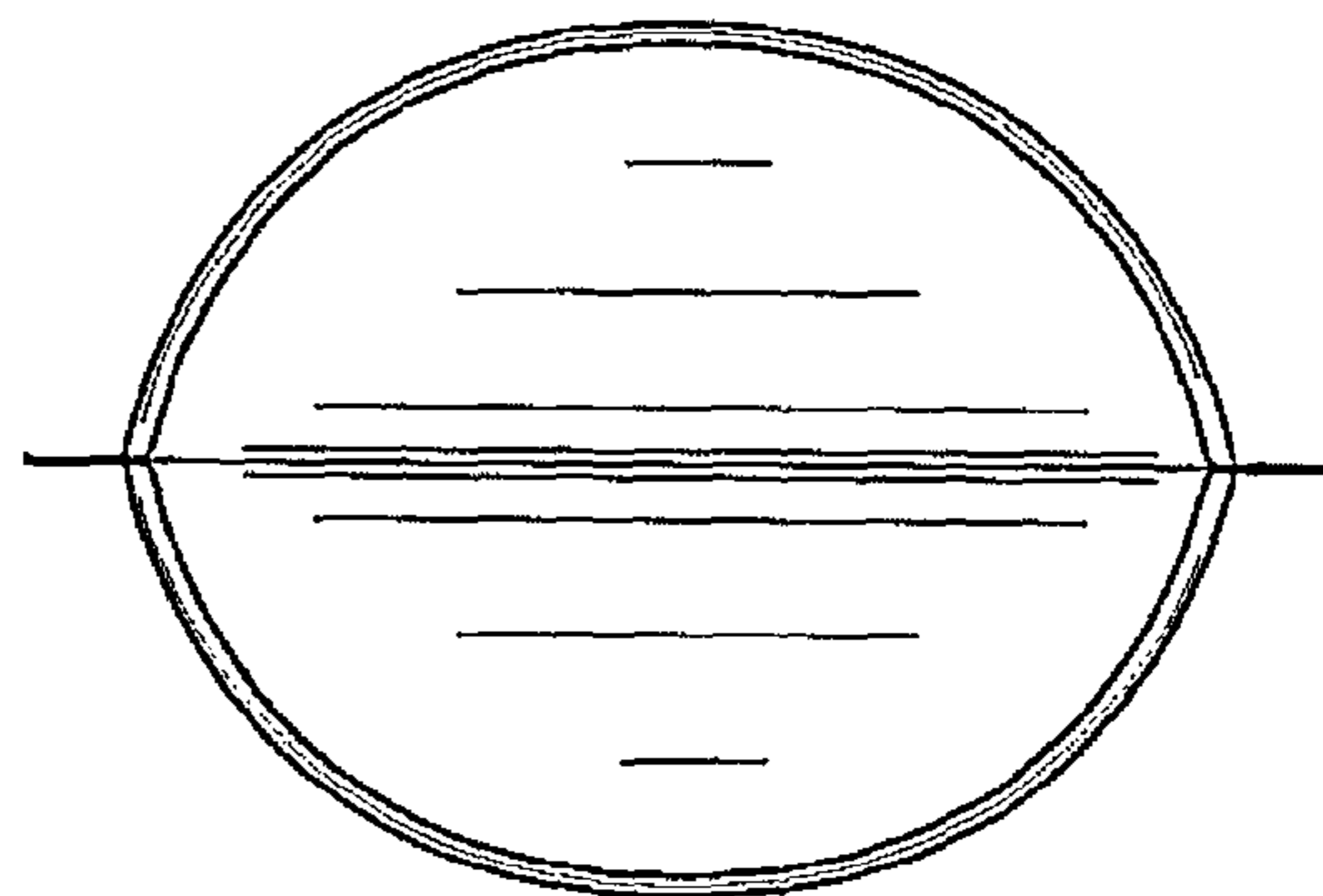


**FIG. 2**

**FIG. 3**



**FIG. 4**



**FIG. 5**