



US00D700066S

(12) **United States Design Patent**
Berman

(10) **Patent No.:** **US D700,066 S**
(45) **Date of Patent:** **** Feb. 25, 2014**

- (54) **SINGLE SERVE POUCH**
- (71) Applicant: **SaddleSprings, Inc.**, Carson, CA (US)
- (72) Inventor: **Ronald Berman**, Long Beach, CA (US)
- (73) Assignee: **SaddleSprings, Inc.**, Carson, CA (US)
- (**) Term: **14 Years**
- (21) Appl. No.: **29/459,688**
- (22) Filed: **Jul. 2, 2013**
- (51) **LOC (10) Cl.** **09-05**
- (52) **U.S. Cl.**
USPC **D9/707**
- (58) **Field of Classification Search**
USPC D9/702-714, 434-435, 522, 696, 440,
D9/444, 415-417; 206/822, 811; 383/61.1,
383/63, 80-81, 106, 103-104, 203, 901,
383/108, 119; 222/260, 288, 495.03;
D24/118; D7/317, 321; 604/408, 410,
604/403; 220/495.03, 669, 675; D3/202,
D3/303, 232, 244; 215/381-385, 12.1
See application file for complete search history.

D532,702 S	11/2006	Berman	
D548,612 S	8/2007	Berman	
D550,569 S	9/2007	Berman	
D550,570 S	9/2007	Berman	
D551,567 S	9/2007	Berman	
D551,568 S	9/2007	Berman	
D552,484 S	10/2007	Berman	
D553,008 S	10/2007	Berman	
D553,998 S	10/2007	Berman	
D558,595 S	1/2008	Berman	
D558,596 S	1/2008	Berman	
D558,601 S	1/2008	Berman	
D564,355 S	3/2008	Berman	
D566,555 S	4/2008	Berman	
D571,672 S	* 6/2008	Murray D9/710
D572,131 S	7/2008	Berman	
D573,022 S	7/2008	Berman	
D573,327 S	7/2008	Berman	
D573,483 S	7/2008	Berman	
D573,897 S	7/2008	Berman	
D583,680 S	12/2008	Berman	
D587,133 S	2/2009	Berman	
D588,014 S	3/2009	Berman	
D588,015 S	3/2009	Berman	

(Continued)

Primary Examiner — Caron D Veynar
Assistant Examiner — Abraham Bahta
(74) *Attorney, Agent, or Firm* — Fulwider Patton LLP

(56) **References Cited**

U.S. PATENT DOCUMENTS

D452,816 S	1/2002	Berman	
D452,817 S	1/2002	Berman	
D455,645 S	* 4/2002	Bell et al. D9/710
D474,682 S	5/2003	Berman	
D474,683 S	5/2003	Berman	
D480,630 S	10/2003	Berman	
D490,303 S	5/2004	Berman	
D496,583 S	9/2004	Berman	
D497,544 S	10/2004	Berman	
D502,092 S	2/2005	Berman	
D504,323 S	4/2005	Berman	
D504,610 S	5/2005	Berman	
D531,914 S	11/2006	Berman	

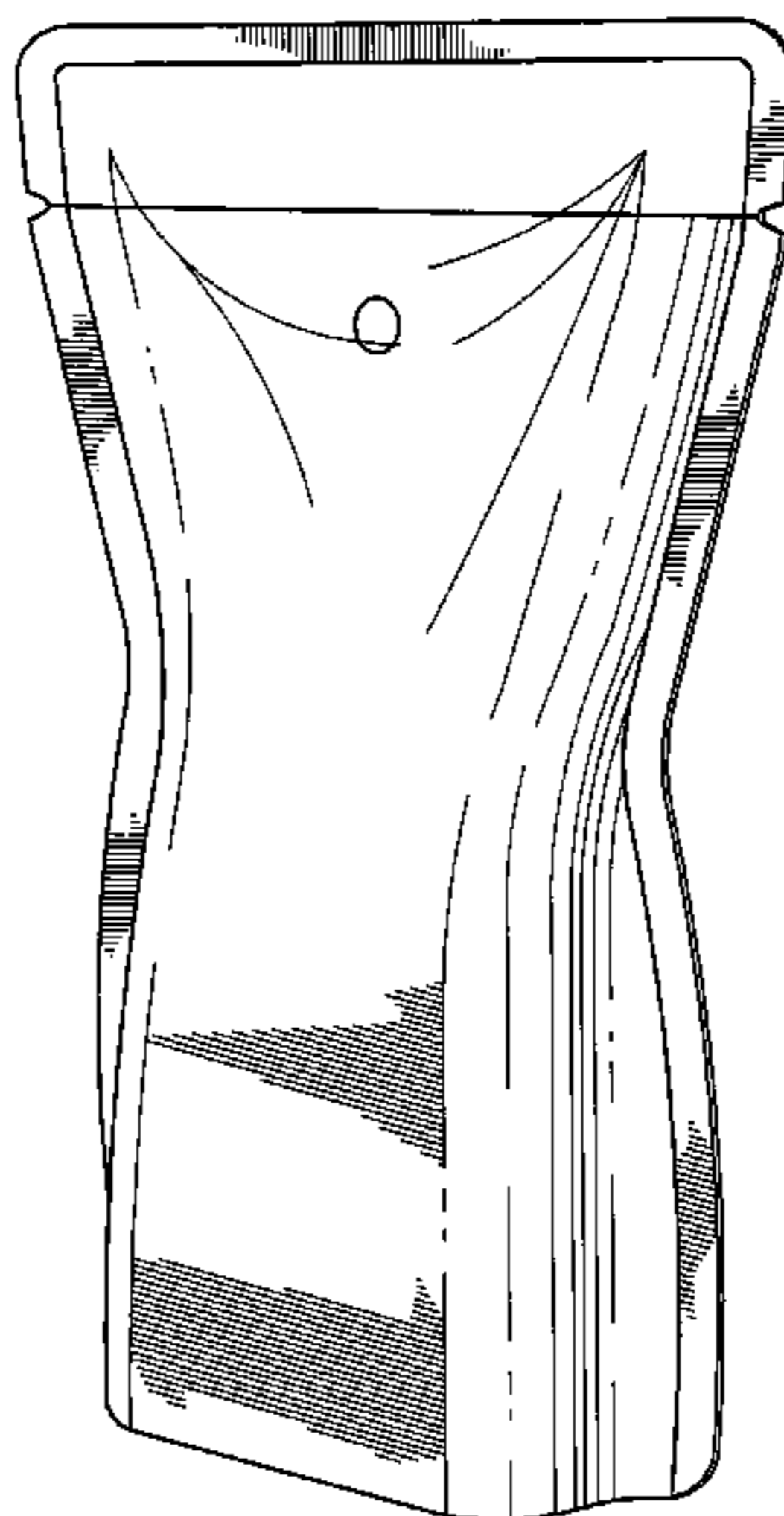
(57) **CLAIM**

The ornamental design for a single serve pouch, as shown and described.

DESCRIPTION

FIG. 1 is a perspective view of my new design;
FIG. 2 is a front view thereof;
FIG. 3 is a rear view thereof;
FIG. 4 is a left side view thereof;
FIG. 5 is a right side view thereof;
FIG. 6 is a top view thereof; and,
FIG. 7 is a bottom view thereof.

1 Claim, 5 Drawing Sheets



(56)

References Cited

U.S. PATENT DOCUMENTS

D588,470 S 3/2009 Berman
D593,421 S 6/2009 Berman
D593,422 S 6/2009 Berman
D597,416 S 8/2009 Berman
D597,854 S 8/2009 Berman
D597,855 S 8/2009 Berman

D598,783 S 8/2009 Berman
D623,537 S 9/2010 Berman
D642,933 S * 8/2011 Schroeder et al. D9/710
D674,290 S 1/2013 Berman
D674,707 S 1/2013 Berman
D676,336 S * 2/2013 Murray D9/707
D685,648 S 7/2013 Berman
D686,089 S * 7/2013 Murray D9/710
D689,776 S * 9/2013 Murray D9/707
* cited by examiner

FIG. 1

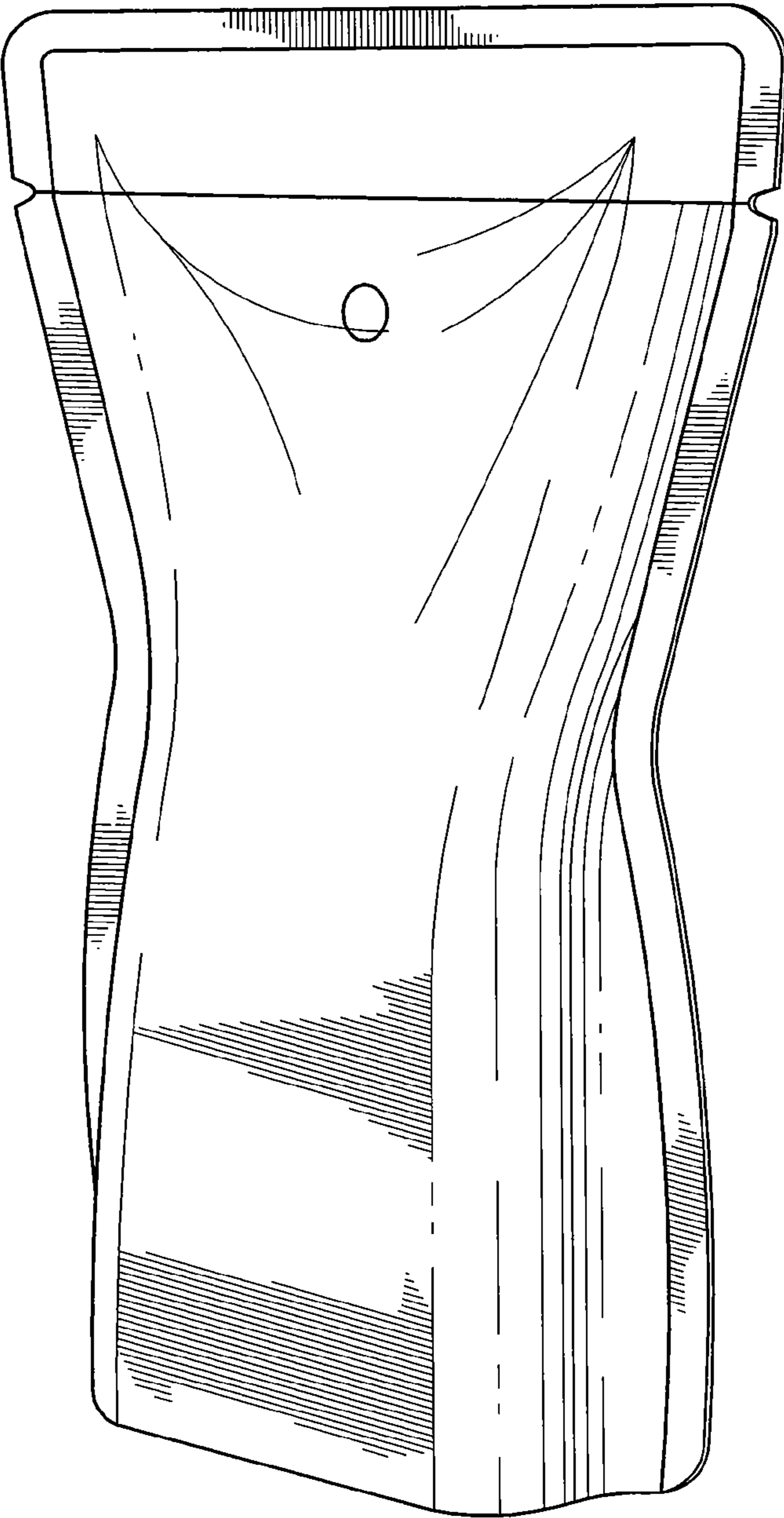


FIG. 2

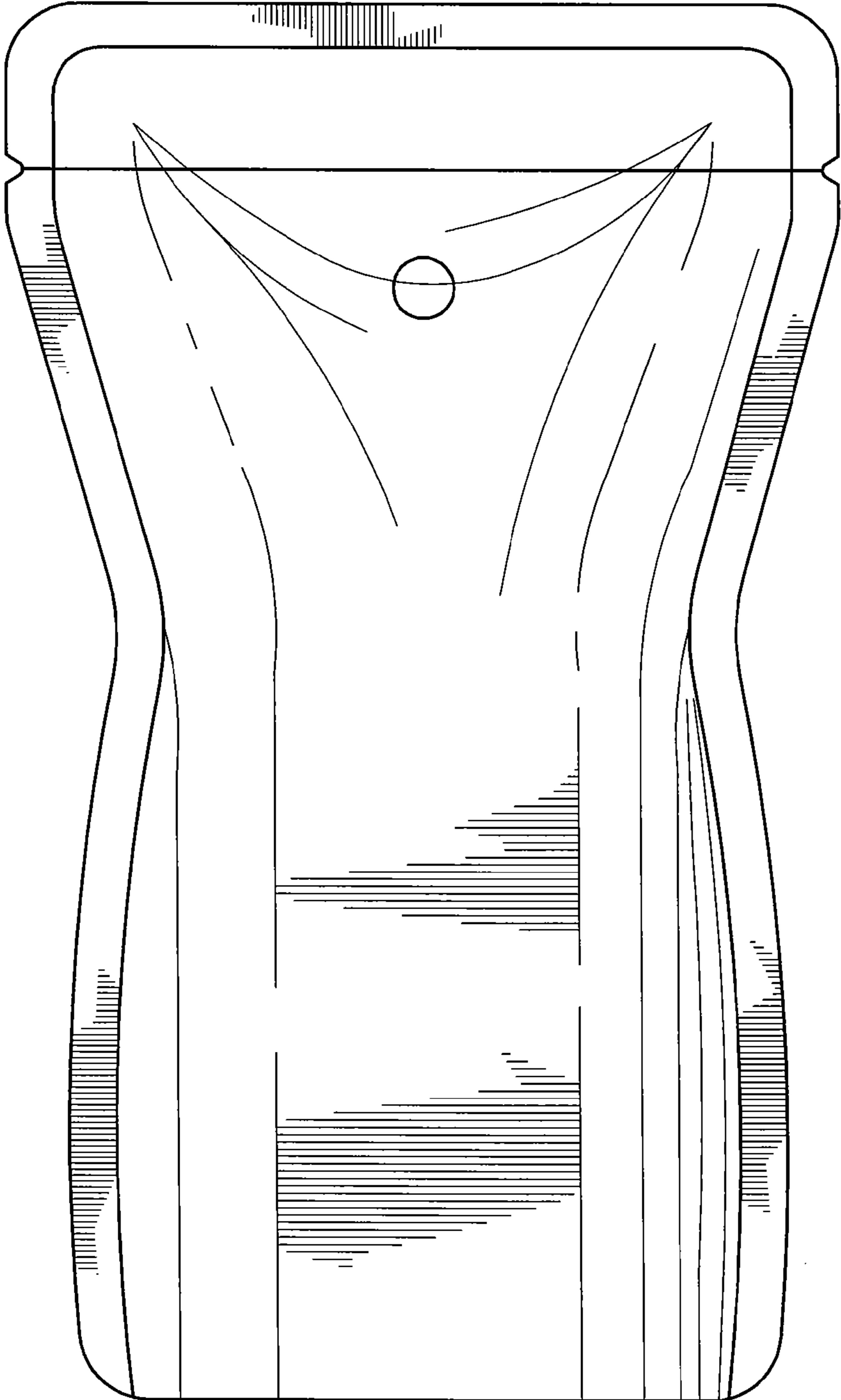


FIG. 3

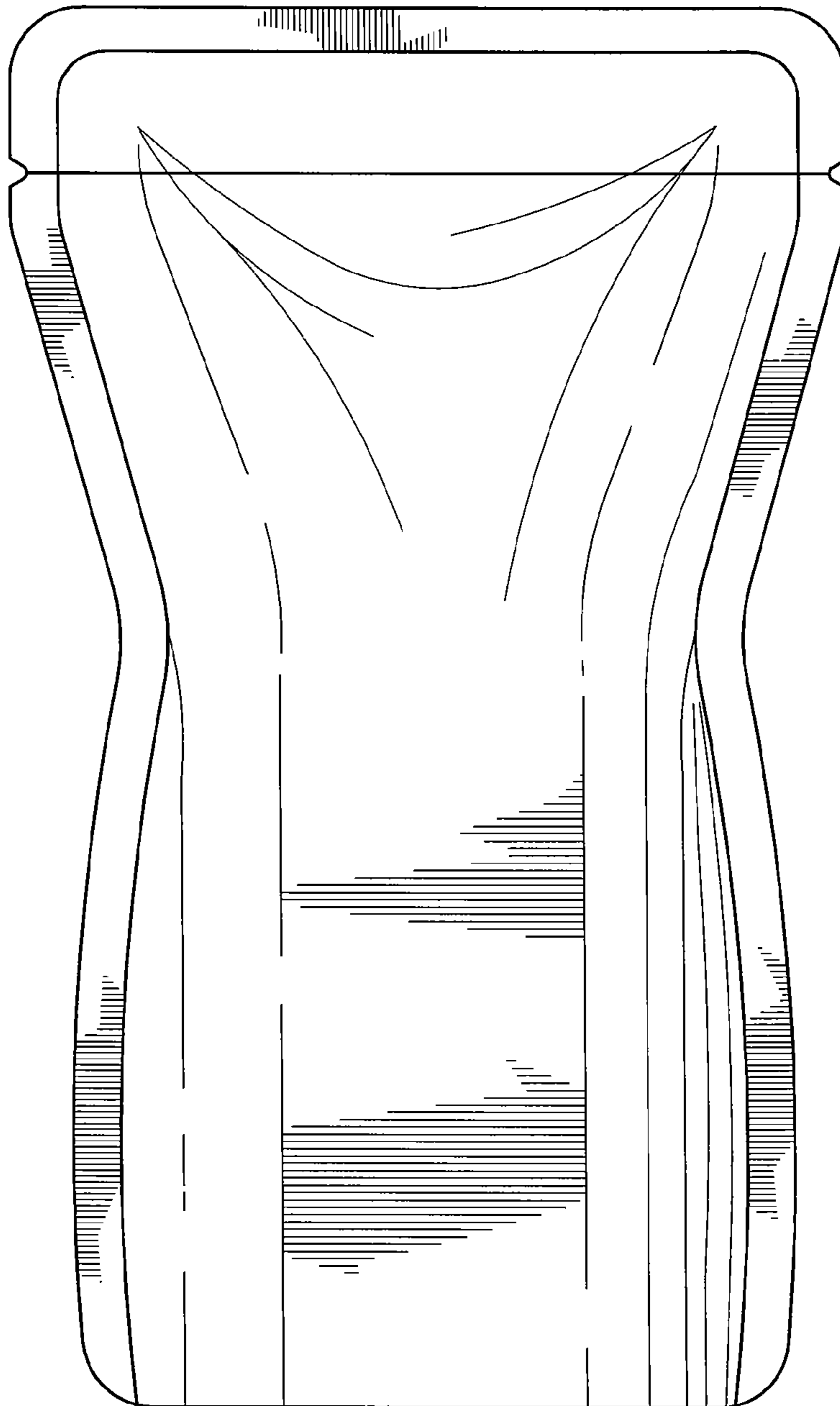


FIG. 4

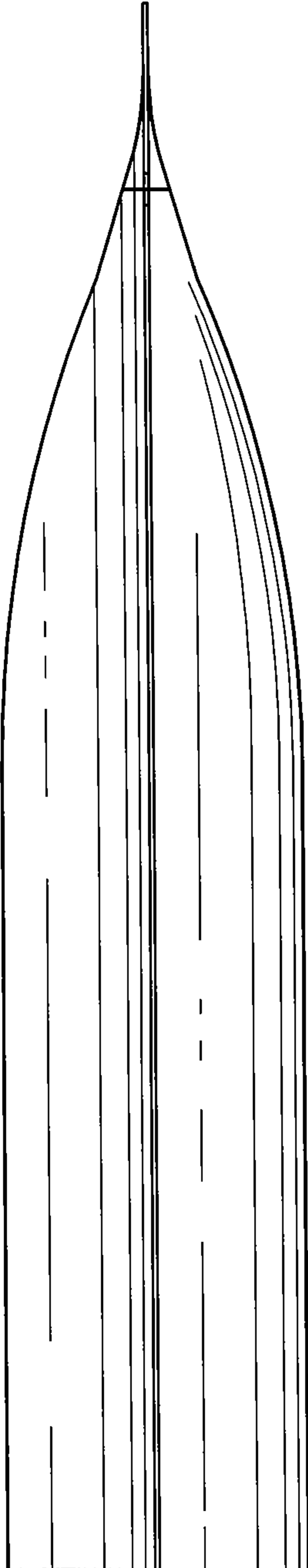
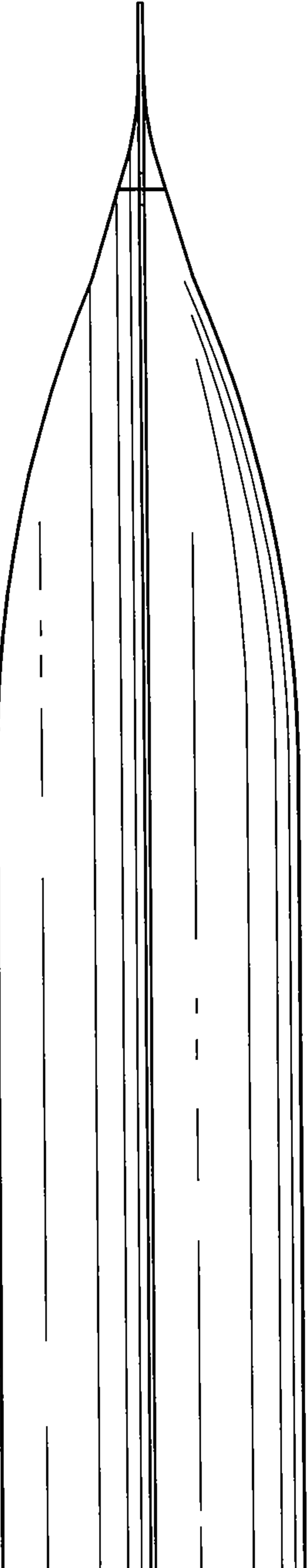


FIG. 5



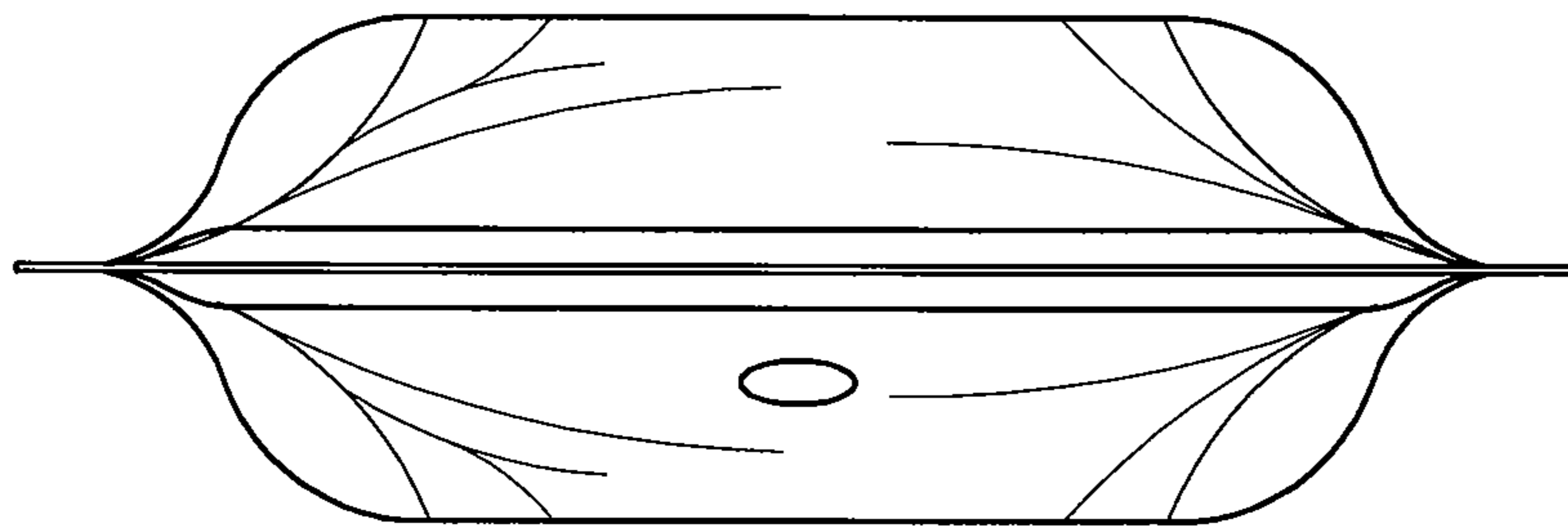


FIG. 6

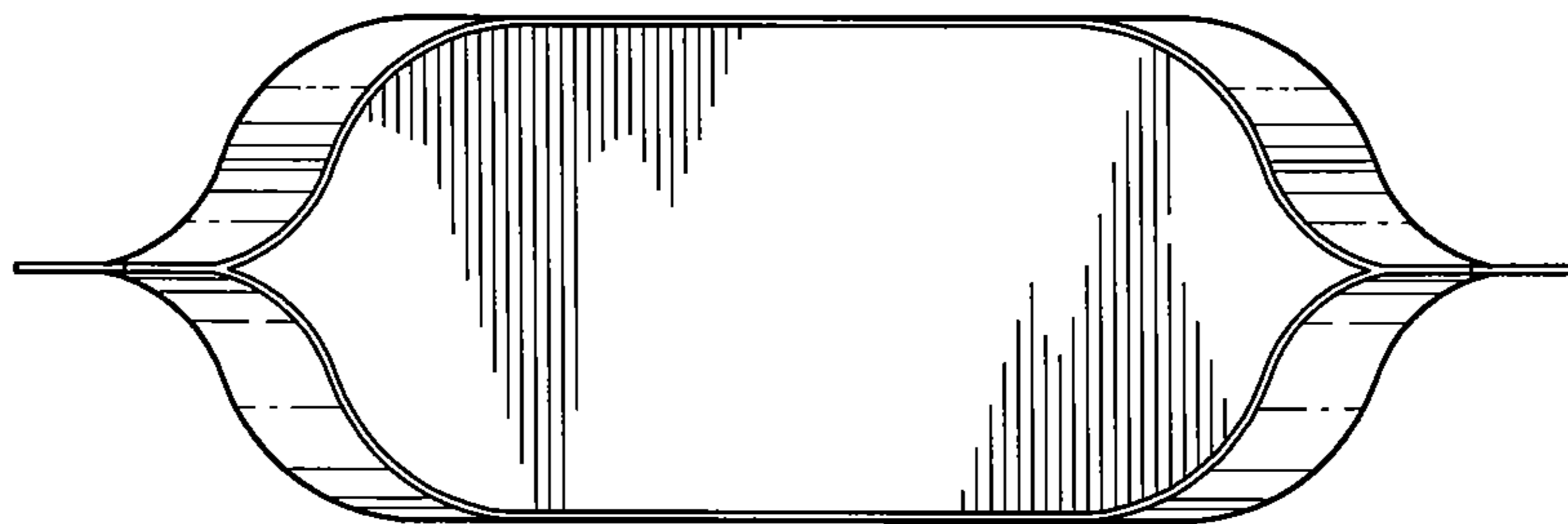


FIG. 7