



US00D700060S

(12) **United States Design Patent**
Trevisan

(10) **Patent No.:** **US D700,060 S**

(45) **Date of Patent:** **** Feb. 25, 2014**

(54) **AEROSOL DISPENSER**

(71) Applicant: **Conopco Inc., d/b/a UNILEVER,**
Englewood Cliffs, NJ (US)

(72) Inventor: **Paolo Sandro Trevisan,** Pino (IT)

(73) Assignee: **Conopco Inc.,** Englewood Cliffs, NJ
(US)

(**) Term: **14 Years**

(21) Appl. No.: **29/459,830**

(22) Filed: **Jul. 3, 2013**

(30) **Foreign Application Priority Data**

Jan. 9, 2013 (EM) 002163774-0001

(51) **LOC (10) Cl.** **09-01**

(52) **U.S. Cl.**
USPC **D9/690; D9/688**

(58) **Field of Classification Search**
USPC D9/682-694, 719, 503, 504, 772-781,
D9/516, 517, 520, 526, 549, 434-436, 443,
D9/445, 447-450; 215/379, 382;
220/669-675, 915; 222/153.01,
222/153.04, 153.09, 153.1, 153.11, 153.12,
222/153.13, 153.14, 631, 635, 321.1,
222/321.6-322, 325-327, 372, 378, 379,
222/382, 383.1, 398, 400.7, 401, 402,
222/402.1-402.25

See application file for complete search history.

(56) **References Cited**

U.S. PATENT DOCUMENTS

D195,436 S * 6/1963 Sagarin D9/448
D199,702 S * 12/1964 Goldsmith D9/448
D220,941 S * 6/1971 Usen D9/688
D225,733 S * 1/1973 Louise D9/448

D324,171 S * 2/1992 Morane D9/688
D388,319 S * 12/1997 Lamb D9/688
D395,597 S * 6/1998 Lamb D9/688
D447,948 S * 9/2001 Pannozzo et al. D9/448
D527,630 S * 9/2006 McConville et al. D9/448
D537,715 S 3/2007 Downey
D565,947 S 4/2008 Downey
D580,273 S * 11/2008 Stinesen et al. D9/682
7,530,476 B2 5/2009 Downey
D599,665 S * 9/2009 Campbell D9/448
7,757,905 B2 * 7/2010 Strand et al. 222/402.11
D626,416 S * 11/2010 Cresswell et al. D9/503

(Continued)

FOREIGN PATENT DOCUMENTS

GB 2035827 * 12/1994
GB 2084433 * 8/1999
WO D010599-001 * 5/1988

OTHER PUBLICATIONS

Old Spice® Classic and Pure Sport Body Sprays, 4 oz., 2007 (Photo).

(Continued)

Primary Examiner — Catherine Tuttle

(74) *Attorney, Agent, or Firm* — Karen E. Klumas

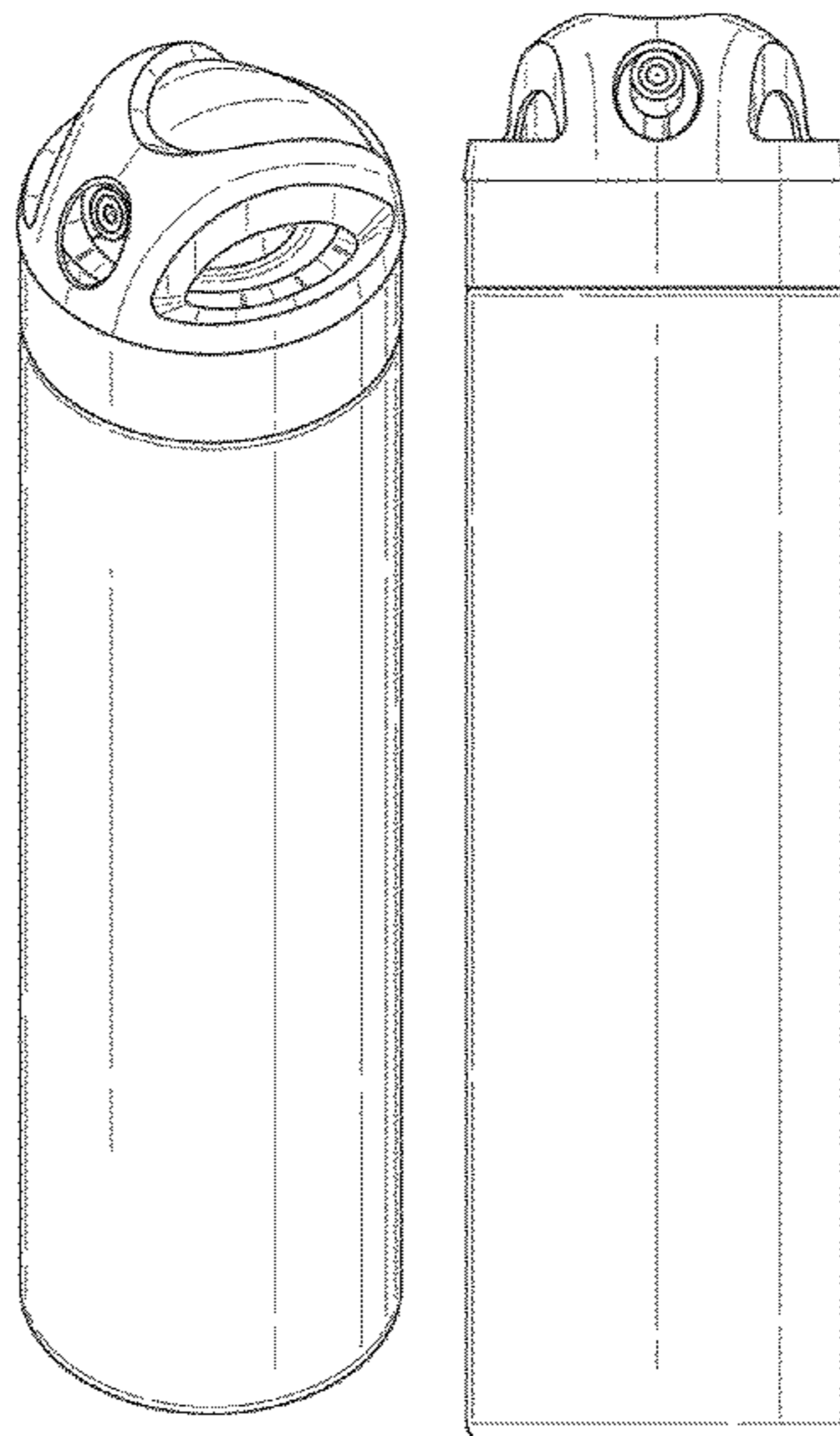
(57) **CLAIM**

The ornamental design for the aerosol dispenser, as shown and described.

DESCRIPTION

FIG. 1 is a front top and left perspective view of the aerosol dispenser showing my new design;
FIG. 2 is a front elevational view thereof;
FIG. 3 is a rear elevational view thereof;
FIG. 4 is a left side elevational view thereof;
FIG. 5 is a right side elevational view thereof;
FIG. 6 is a top plan view thereof; and,
FIG. 7 is a bottom plan view thereof.

1 Claim, 4 Drawing Sheets



(56)

References Cited

U.S. PATENT DOCUMENTS

D627,602 S * 11/2010 Eyal D7/510
8,070,140 B2 * 12/2011 Bandawat et al. 261/34.1
8,100,298 B2 * 1/2012 Marquardt et al. 222/153.11
D654,808 S * 2/2012 Gidlow D9/688
D673,862 S 1/2013 Garcia
D675,100 S * 1/2013 Herbst D9/504
D690,604 S * 10/2013 Seng D9/690

2007/0235474 A1 10/2007 Downey et al.
2011/0139810 A1* 6/2011 Lee 222/1
2011/0180570 A1* 7/2011 Campbell 222/402.11

OTHER PUBLICATIONS

Co-pending Application: Applicant: Trevisan; U.S. Appl. No. 29/459,838, filed Jul. 3, 2013.

Co-pending Application: Applicant: Trevisan; U.S. Appl. No. 29/459,841, filed Jul. 3, 2013.

* cited by examiner




Fig. 1




Fig. 2




Fig. 3




Fig. 4




Fig. 5

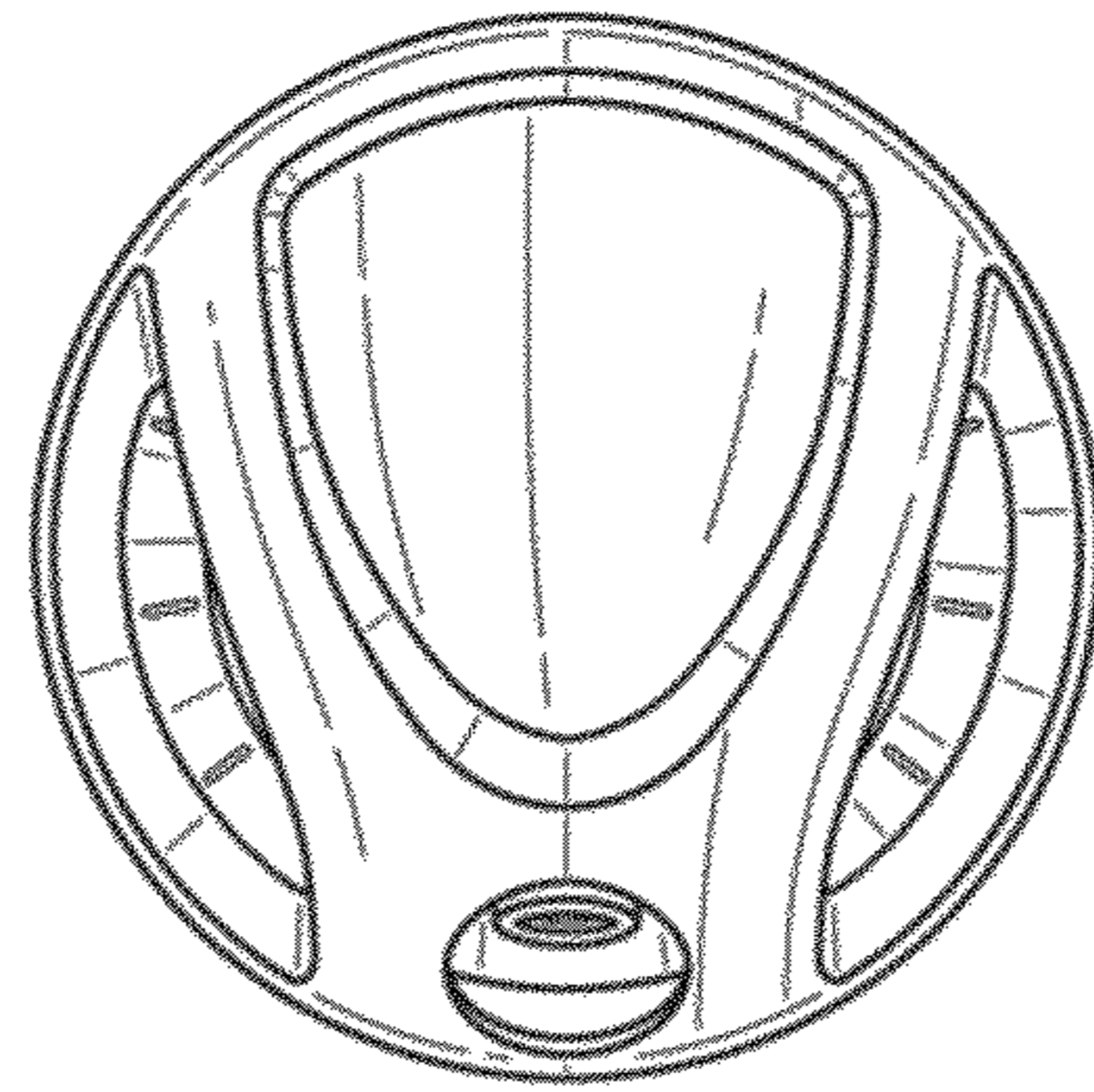


Fig. 6

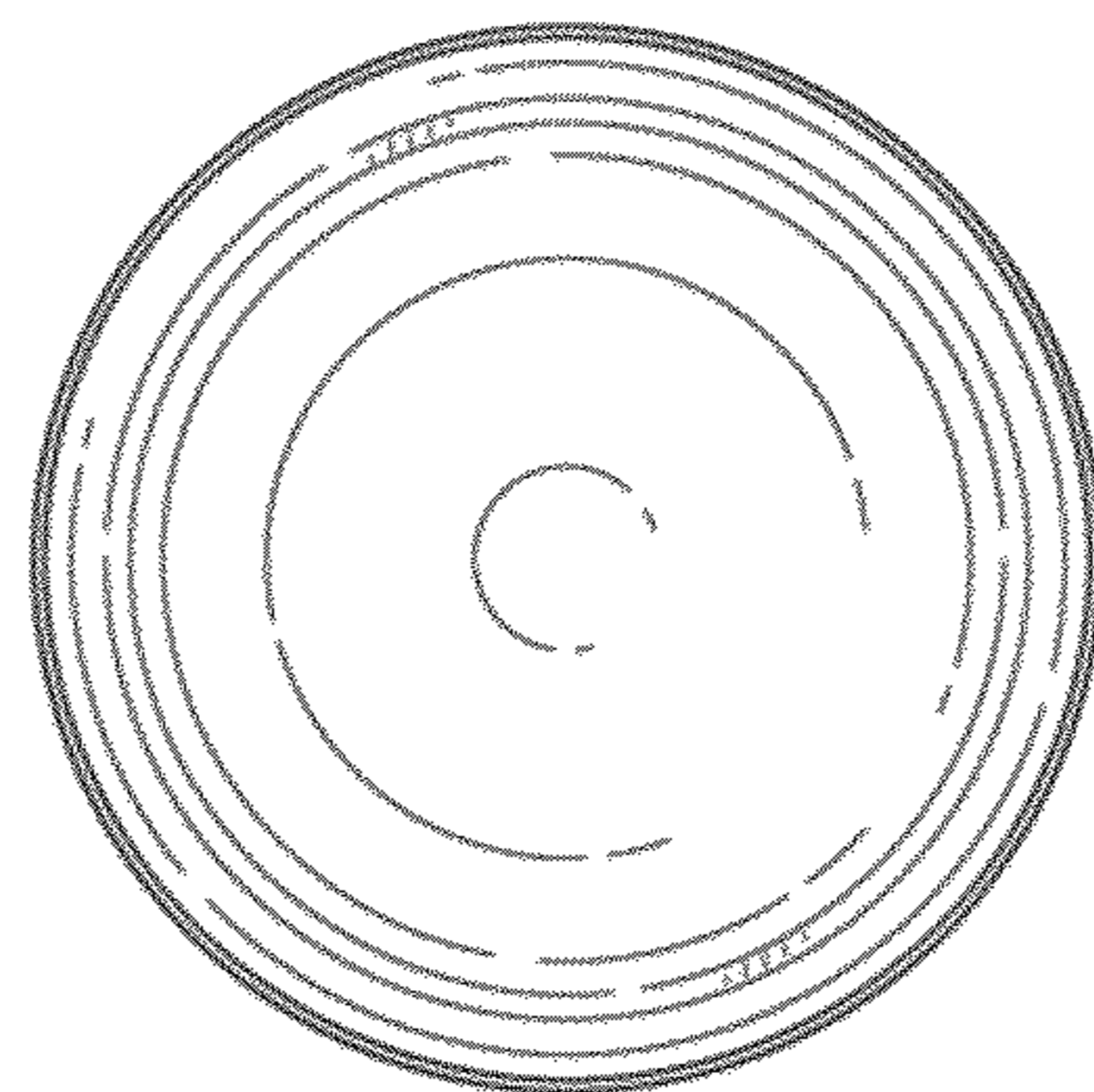


Fig. 7