



US00D700048S

(12) **United States Design Patent**
Bloch et al.

(10) **Patent No.:** **US D700,048 S**

(45) **Date of Patent:** **** Feb. 25, 2014**

(54) **ORAL CARE IMPLEMENT PACKAGE**

FOREIGN PATENT DOCUMENTS

(71) Applicant: **Colgate-Palmolive Company**, New York, NY (US)

CA D109764 12/2006
CA D112429 12/2006

(Continued)

(72) Inventors: **Brian Bloch**, Hillsborough, NJ (US);
Quang Nguyen, Hillsborough, NJ (US)

Primary Examiner — Robert M Spear
Assistant Examiner — Rhea Shields

(73) Assignee: **Colgate-Palmolive Company**, New York, NY (US)

(74) *Attorney, Agent, or Firm* — Judy W. Chung

(**) Term: **14 Years**

(57) **CLAIM**

The ornamental design for an oral care implement package, as shown and described.

(21) Appl. No.: **29/461,014**

DESCRIPTION

(22) Filed: **Jul. 17, 2013**

(51) **LOC (10) Cl.** **09-03**

(52) **U.S. Cl.**

USPC **D9/415**; D9/416

(58) **Field of Classification Search**

USPC D9/415, 416, 417, 418, 419, 414, 420,
D9/424, 430, 431-433, 457, 346, 732, 703,
D9/423; D6/682.4; D11/207; 40/124.01,
40/124.16, 124.191; 206/39, 337, 538,
206/704, 461, 462, 463, 471; 229/72, 75,
229/113, 116

See application file for complete search history.

FIG. 1 is a front perspective view of a first embodiment of the new design;

FIG. 2 is a rear perspective view thereof;

FIG. 3 is a front view thereof;

FIG. 4 is a rear view thereof;

FIG. 5 is a right side view thereof;

FIG. 6 is a left side view thereof;

FIG. 7 is a top view thereof;

FIG. 8 is a bottom view thereof;

FIG. 9 is a front perspective view of a second embodiment of the new design;

FIG. 10 is a rear perspective view thereof;

FIG. 11 is a front view thereof;

FIG. 12 is a rear view thereof;

FIG. 13 is a right side view thereof;

FIG. 14 is a left side view thereof;

FIG. 15 is a top view thereof; and,

FIG. 16 is a bottom view thereof.

The broken lines in FIGS. 2 and 4 represent the claimed tear strip portion of the package. The broken lines in 9-14 and 16 illustrate unclaimed environment only and form no part of the claimed design. The oblique line shading 1, 3, and 5 represents a transparent or translucent surface.


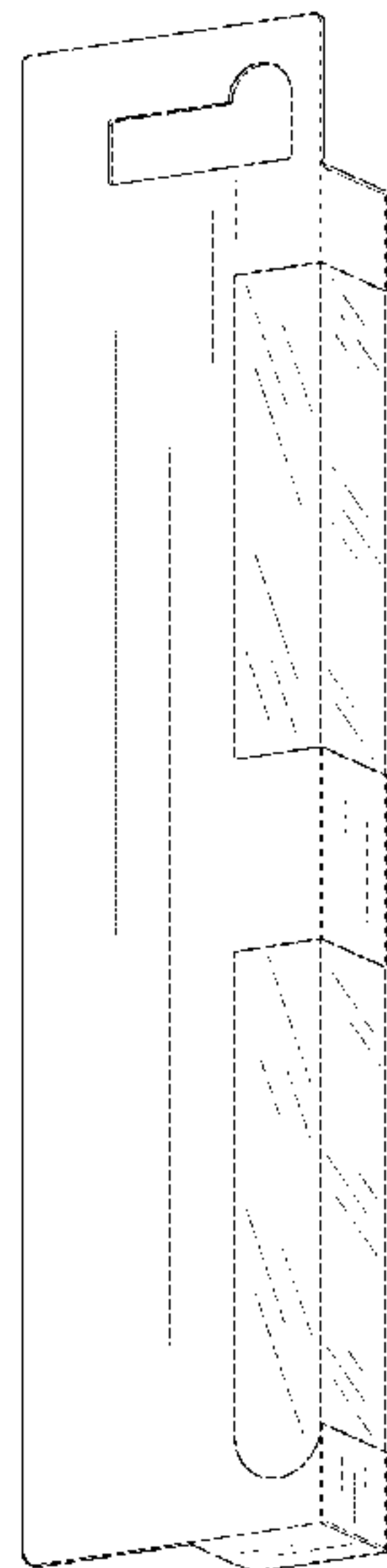
(56) **References Cited**

U.S. PATENT DOCUMENTS

2,091,664	A	8/1937	Walsh	
3,237,842	A	3/1966	Esse	
3,325,003	A	6/1967	Bilezerian	
3,647,114	A	3/1972	Bleuer	
D244,511	S *	5/1977	Frisbey	D9/432
D249,639	S *	9/1978	Hogg et al.	D9/415
D275,837	S	10/1984	Poelvoorde	

(Continued)

1 Claim, 12 Drawing Sheets



(56)

References Cited

FOREIGN PATENT DOCUMENTS

U.S. PATENT DOCUMENTS

D297,414 S 8/1988 Feuerstein
 D349,458 S * 8/1994 Verdaguer D9/415
 D405,369 S * 2/1999 Dohner D9/415
 D423,927 S * 5/2000 Senyuva et al. D9/415
 D519,363 S * 4/2006 Tada D9/415
 D570,210 S * 6/2008 McGrath D9/418
 7,854,373 B2 * 12/2010 Chen 229/162.2
 D679,989 S 4/2013 Stief
 D681,444 S * 5/2013 Oja et al. D9/418
 8,459,460 B1 * 6/2013 Hansen et al. 206/769
 D685,260 S * 7/2013 Thielemier D9/415
 D690,584 S * 10/2013 Bloch et al. D9/415
 2010/0264058 A1 * 10/2010 Krause 206/745

CA D125538 6/2009
 CA D128865 5/2010
 CA D128866 5/2010
 CA D128868 5/2010
 CN 301173228 S 4/2010
 CN 301278947 S 7/2010
 CN 301786509 S 1/2012
 CN 301872851 S 3/2012
 CN 302107326 S 10/2012
 CN 302120664 S 10/2012
 CN 302269065 S 1/2013

* cited by examiner

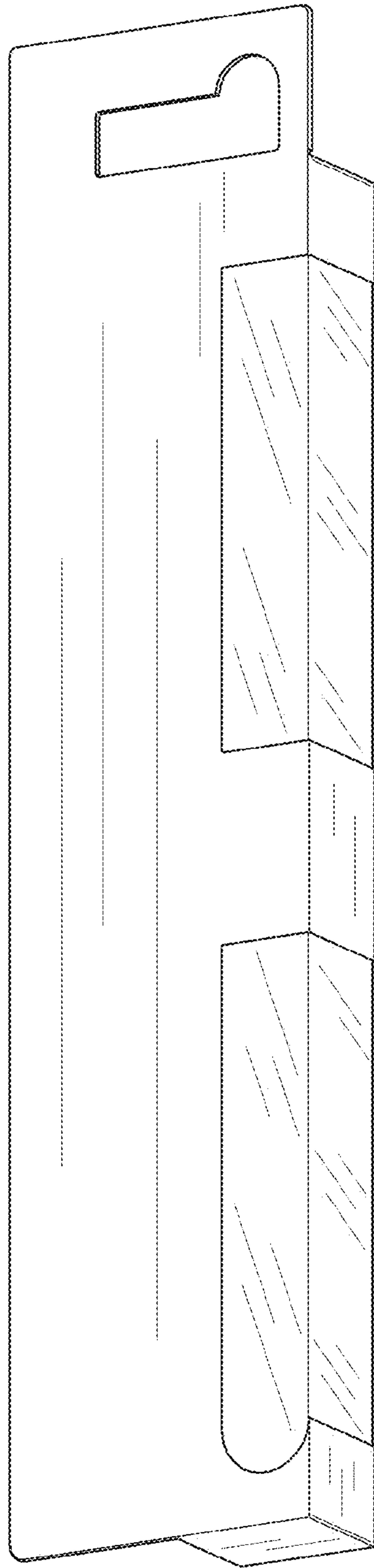


FIG. 1




FIG. 2

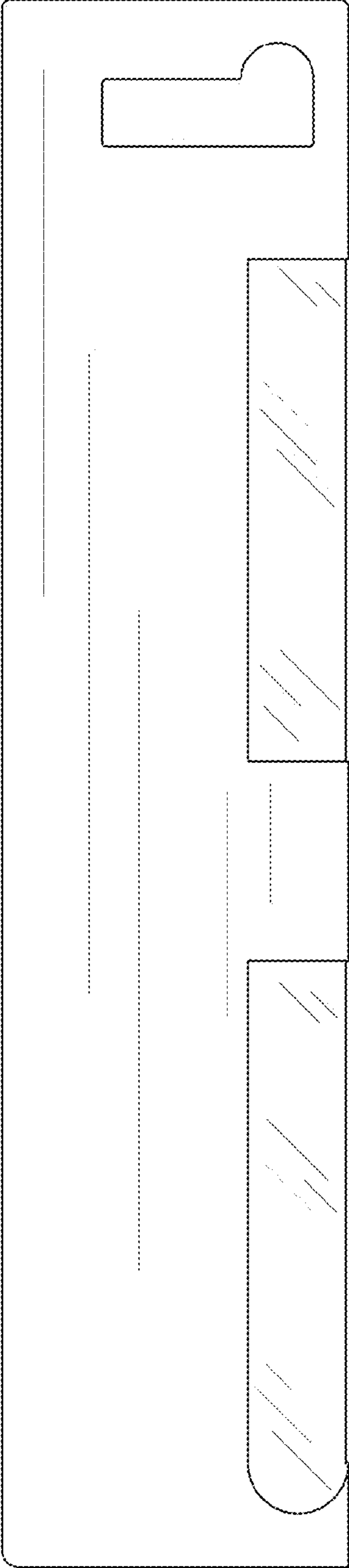


FIG. 3

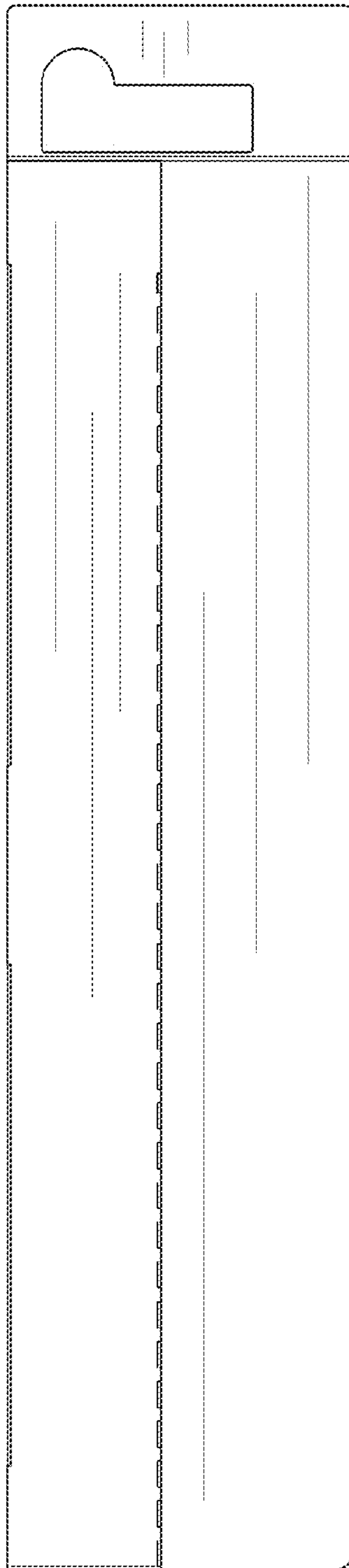


FIG. 4

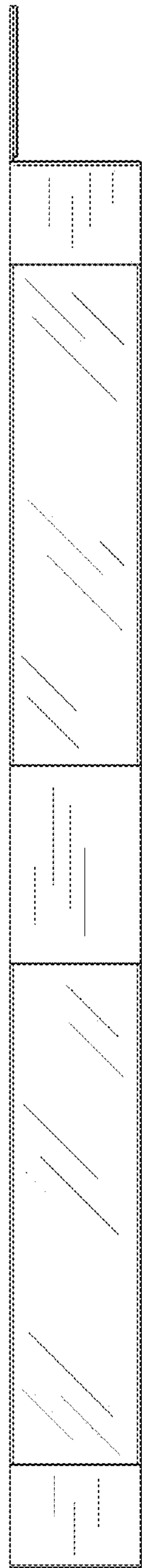


FIG. 5




FIG. 6

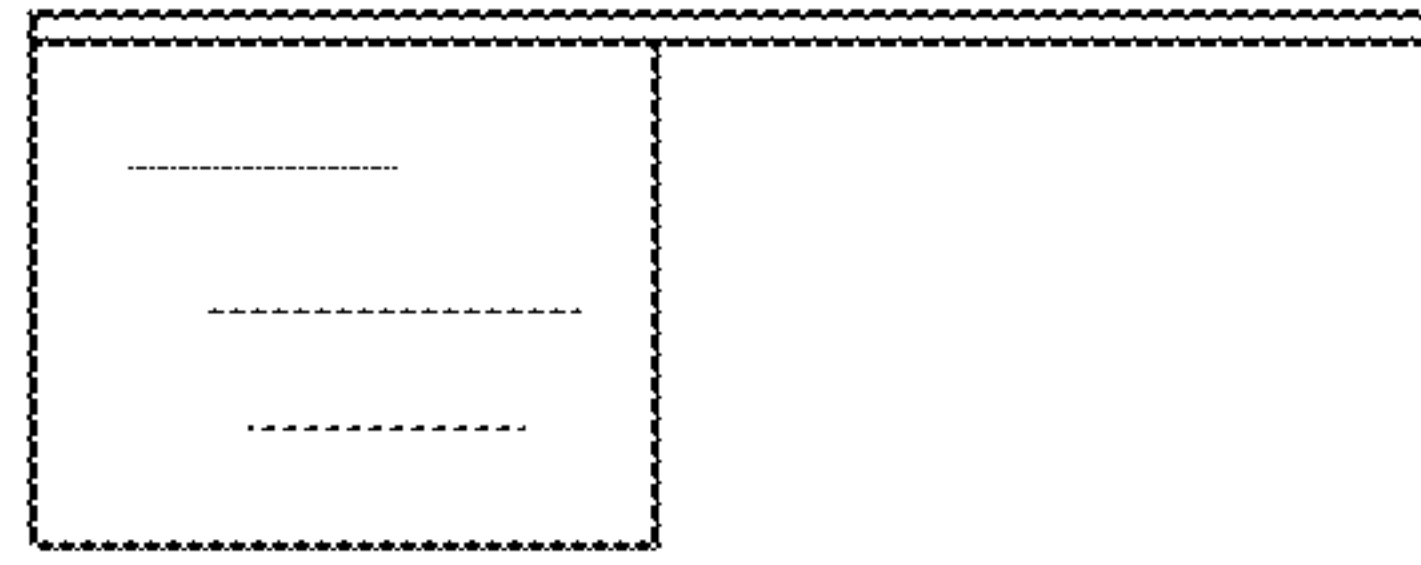


FIG. 7

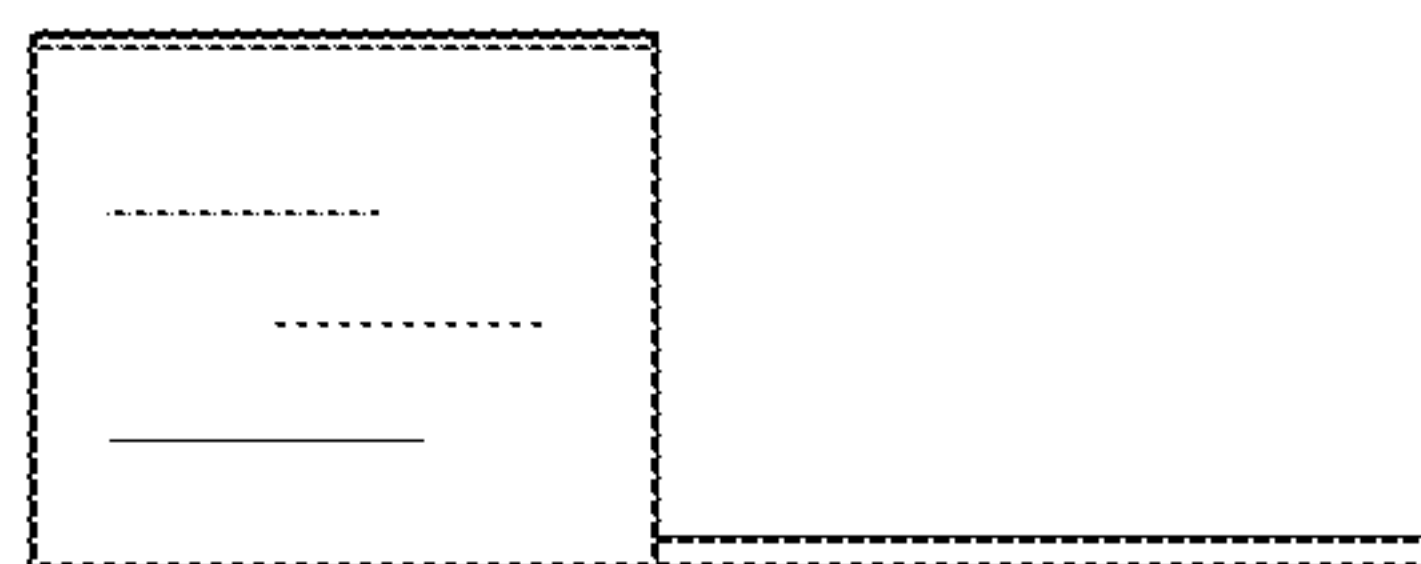


FIG. 8

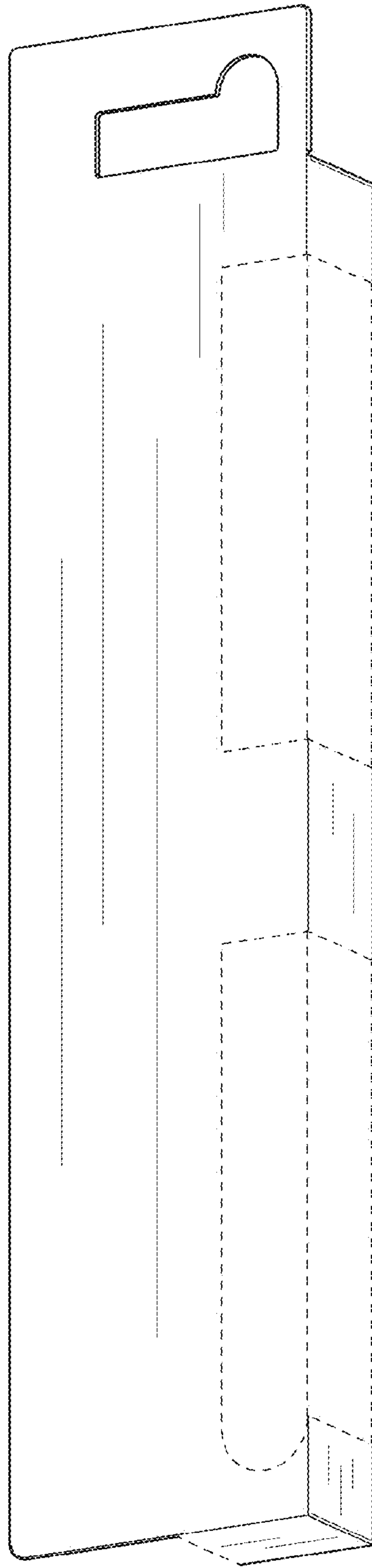


FIG. 9




FIG. 10




FIG. 11




FIG. 12




FIG. 13




FIG. 14

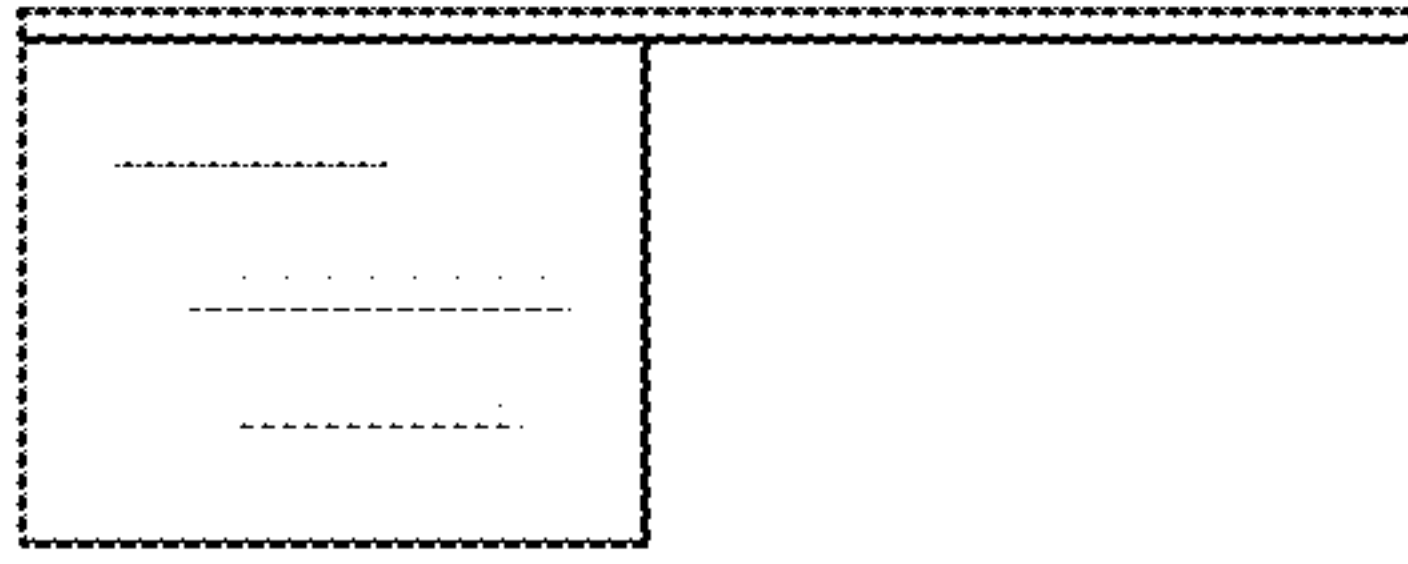


FIG. 15

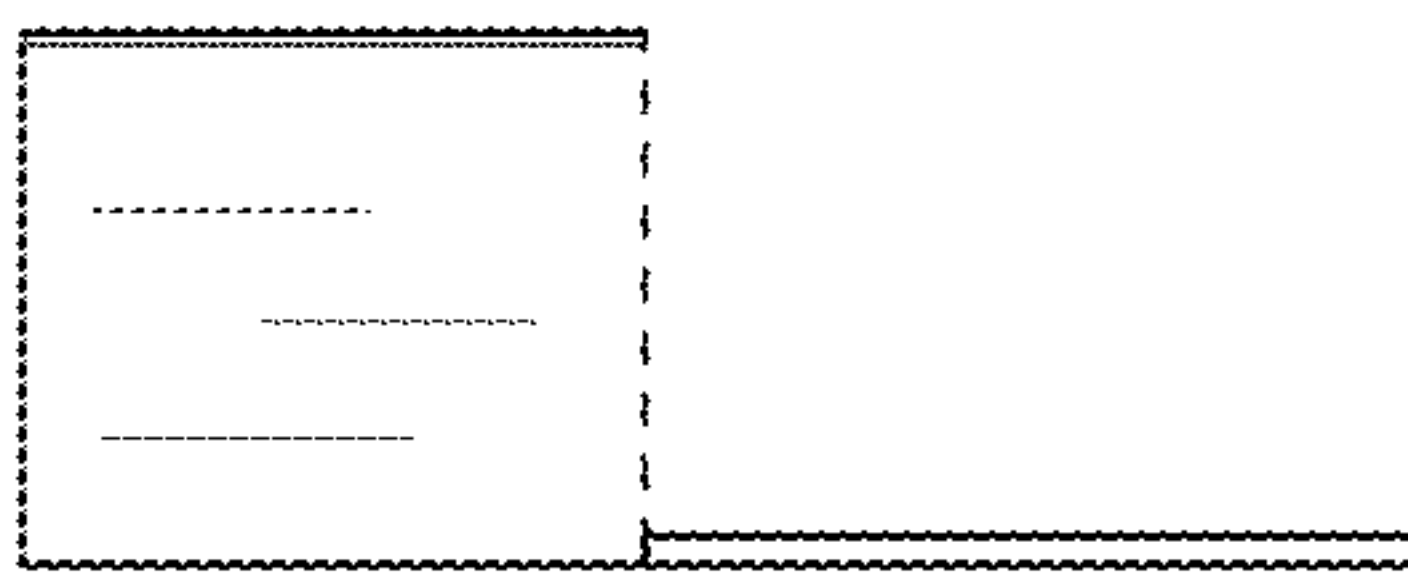


FIG. 16